


RELIABILITY IN EVERY REVOLUTION

BELT CATALOG



www.ddglobal.com



Becoming a Customer - New customers are required to fill out a customer application as well as a credit application. D&D Global does not sell to end users; new customers must be a product reseller.

Placing Orders - Customers are encouraged to order online (B2B) at www.ddglobal.com. Orders may also be placed via email to sales@ddglobal.com, fax to 712-451-6762 or by phone to 712-451-6760 or 877-784-9267. We do not accept responsibility for errors in phone orders.

Terms – Net 30 days. Payment must be postmarked 30 days from date of the invoice. Accounts that are past due will be placed on a credit hold and orders will not ship without approval.

Price Policy - All prices are subject to change.

Cancelled Orders – Orders cannot be cancelled or changed after they are entered in our system.

Backorders - Backorders will be shipped upon arrival of the belts unless previously cancelled or other instructions have been given.

Return Policy – No returns will be accepted on special order belts. Returned merchandise must have prior authorization and documentation. We will not accept packages without the correct information. RMA's can be obtained by contacting D&D Global via email to sales@ddglobal.com or by calling 877-784-9267. You will need the purchase order number and belt number in order to obtain the documentation. Returns are accepted within one year from purchase. All items are subject to a restocking fee of 15% on standard belts and 30% on banded and timing belts unless (1) the product is defective; or (2) we shipped you the incorrect belt. A credit will be applied to the customer's account after the belts have been received and inspected to be sure they meet the following criteria:

Requirements for Returns:

- Customers are responsible for all outbound and incoming freight for returned belts unless it is being returned for a warranty claim.
- All returned belts must have the RMA# included.
- All returned belts must be in new, sellable condition. We will not accept damaged, used or previously installed belts.
- All returned belts must be active selling products. We will not accept inactive products.

Any return that does not meet these requirements will be disposed of or returned to the customer at their expense.

*The material in this catalog is proprietary information of D&D Global Inc. and cannot be



Table of Contents

Dura-Prime Classical	5	Dura-Prime Band Classical	76
3L.....	6	A Band.....	77-78
A/4L.....	7-9	B Band.....	78-80
B/5L.....	9-11	C Band.....	81-82
C.....	11-14	D Band.....	82-83
D.....	14-16	Dura-Extreme Band Classical	84
E.....	16	BX Band.....	85
Dura-Ultimate DW	17	CX Band.....	86
3LK.....	18	Dura-Ultimate Band Classical	87
4LK.....	18-19	BK Band.....	88-89
5LK.....	20-21	CK Band.....	89
Dura-Extreme Classical	22	Dura-Prime Band Wedge	90
AX.....	23-24	3V Band.....	91
BX.....	24-25	5V Band.....	91-92
CX.....	25-26	8V Band.....	92
Dura-Ultimate Classical	27	Dura-Extreme Band Wedge	93
CKB.....	28	3VX Band.....	94
DKB.....	28	5VX Band.....	95
Dura-Prime Hex	29	Dura-Ultimate Band Wedge	96
AA.....	30	3VK Band.....	97
BB.....	30-32	5VK Band.....	97-98
CC.....	32	8VK Band.....	98
Dura-Prime Wedge	33	Dura-Prime Band Metric	99
3V.....	34	SPZ Band.....	100
5V.....	34-35	SPA Band.....	100-101
8V.....	35	SPB Band.....	102
Dura-Extreme Wedge	36	SPC Band.....	102
3VX.....	37	Dura-Prime Rib Pro Serpentine	103
5VX.....	37-38	J Band.....	104-106
8VX.....	38	K Band.....	106-114
Dura-Ultimate Wedge	39	L Band.....	115-116
3VK.....	40	M Band.....	116-117
5VK.....	40	PK Band.....	117-118
8VK.....	40	V-Belt Trouble Shooting Guide	119-120
Dura-Prime Metric	41	Dura-Sync Torque	121
SPZ.....	42-44	3M.....	122-125
SPA.....	44-47	5M.....	125-128
SPB.....	47-48	8M.....	129-132
SPC.....	49-50	14M.....	132-133
Dura-Extreme Metric	51	20M.....	134
XPZ.....	52-53	Dura-Sure Torque	135
XPA.....	54-56	S1.5M.....	136
XPB.....	56-57	S2M.....	136-139
XPC.....	57	S3M.....	140-143
Dura-Prime Auto Wedge	58	S4.5M.....	143-144
15.....	59-60	S5M.....	144-146
17.....	60-61	S8M.....	147-149
22.....	61-62	S14M.....	149-150
23.....	62	Dura-Precision Torque	151
24.....	62-63	P2M.....	152
28.....	63-64	P3M.....	152
30.....	64	P5M.....	153
32.....	64	P8M.....	154
Dura-Prime VS	66-74	P14M.....	155
Dura-Link	75		

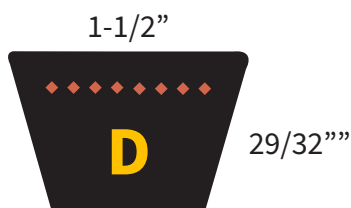
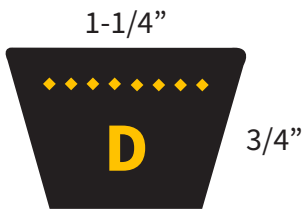
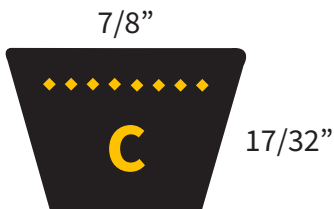
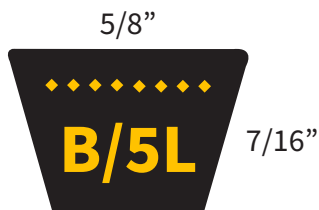
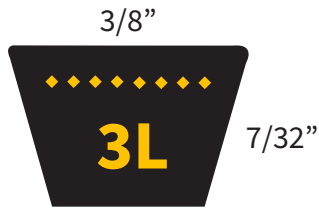
Table of Contents



Dura-Absolute Torque	156	Dual DuraTorque GT	212
AT5	157	D1.5GT	213
AT10	157	D2GT	213
AT20	157	D3GT	213
Dura-True Torque	158	D5GT	213
T2.5	159	Dual Dura-Yield Free Torque	214
T5	160-161	D8YU	215
T10	161-162	Dual Dura-Sync Torque Ultimate	216
T20	162	Dual Dura-Absolute Torque US	217
Dura-Torque GT	163	DAT5	218
1.5GT	164	DAT10	218
2GT	164-165	DAT20	218
3GT	165	Dual Dura-True Torque US	219
5GT	166	DT2.5	220
Dura-Yield Free Torque	167	DT5	221-222
8YU	168	DT10	222-223
Dura-Sync Torque Ultimate	169	DT20	223
3MK	170	Dura-Premium Torque	224
5MK	170	MXL	225-229
8MK	170	XL	230-232
S8MK	170	L	233-235
Urethane Steel	171	HL	235
8MUS	172	H	235-237
AT5US	172	XH	238
AT10US	173	XXH	238
AT20US	173	Dura-Premium Torque Ultimate	239
T2.5US	174	XLK	240
T5US	175-176	LK	240
T10US	176-177	HK	240
T20US	177	Dura-Premium Torque US	241
Dual Dura-Sync Torque	178	XLUS	242
D3M	179-181	LUS	242
D5M	181-184	HUS	242
D8M	185-188	Dual Dura-Premium Torque	243
D14M	188-189	DMXL	244-245
D20M	190	DXL	245-247
Dual Dura-Sure Torque	191	DL	248-250
DS2M	192	DH	250-252
DS3M	193-194	DXH	253
DS4.5M	195	DXXH	253
DS5M	195-197	Dual Dura-Premium Torque Ultimate	254
DS8M	197-199	Open End Dura	255
DS14M	200	LL3M	256
Dual Dura-Precision Torque	201	LL5M	256
DP2M	202	LL8M	256
DP3M	202	LL14M	256
DP5M	203	LLS3M	256
DP8M	204	LLS5M	256
DP14M	204	LLS8M	256
Dual Dura-Absolute Torque	205	LLP8M	256
DAT5	206	LLT2.5	256
DAT10	206	LLT5	256
DAT20	206	LLMXL	256
Dual Dura-True Torque	207	LLL	256
DT2.5	208	LLH	256-257
DT5	209-210	LLXH	257
DT10	210-211	Timing Belt Trouble Shooting Guide	258
DT20	211		



Dura-Prime Classical



D&D DURA-PRIME CLASSICAL belts meet or exceed USA RMA published ratings levels. They are manufactured to perform at identical or higher levels than all major US Manufacturer's belts of the same type.

All DURA-PRIME CLASSICAL belts are manufactured using the latest in belt technology. The outside fabric wrap is treated with oil and heat resistant, engineered synthetic rubber, specifically compounded for superior wear resistance, proven through thousands of hours of customer use to be durable and dependable.

The helically wound tensile cords are specially manufactured with twisted, heat and chemically set, polyester material. The body rubber is a highly engineered synthetic rubber compound, specially compounded for cool running, crack resistance, and excellent bonding to the outside fabric and tensile cords.



Dura-Prime Classical



3L

* 3L Section Top Width = 3/8"
 * Outside length in Inches
 * Weight in pounds



Item			Item			Item		
3L110	11.00	0.0388	3L305	30.50	0.1076	3L495	49.50	0.1747
3L120	12.00	0.0423	3L310	31.00	0.1094	3L498	49.80	0.1757
3L130	13.00	0.0458	3L315	31.50	0.1112	3L500	50.00	0.1765
3L140	14.00	0.0494	3L320	32.00	0.1129	3L510	51.00	0.1800
3L150	15.00	0.0529	3L325	32.50	0.1147	3L520	52.00	0.1835
3L160	16.00	0.0564	3L330	33.00	0.1164	3L524	52.40	0.1849
3L170	17.00	0.0600	3L335	33.50	0.1182	3L527	52.70	0.1860
3L180	18.00	0.0635	3L340	34.00	0.1200	3L530	53.00	0.1870
3L190	19.00	0.0670	3L344	34.40	0.1214	3L540	54.00	0.1906
3L200	20.00	0.0706	3L345	34.50	0.1217	3L550	55.00	0.1941
3L205	20.50	0.0723	3L350	35.00	0.1235	3L560	56.00	0.1976
3L208	20.80	0.0734	3L355	35.50	0.1253	3L565	56.50	0.1994
3L210	21.00	0.0741	3L360	36.00	0.1270	3L570	57.00	0.2012
3L220	22.00	0.0776	3L365	36.50	0.1288	3L575	57.50	0.2029
3L225	22.50	0.0794	3L370	37.00	0.1306	3L580	58.00	0.2047
3L230	23.00	0.0811	3L375	37.50	0.1323	3L590	59.00	0.2082
3L235	23.50	0.0829	3L380	38.00	0.1341	3L595	59.50	0.2100
3L240	24.00	0.0847	3L385	38.50	0.1359	3L600	60.00	0.2118
3L245	24.50	0.0864	3L390	39.00	0.1376	3L610	61.00	0.2153
3L250	25.00	0.0882	3L400	40.00	0.1412	3L620	62.00	0.2188
3L255	25.50	0.0900	3L405	40.50	0.1429	3L630	63.00	0.2223
3L260	26.00	0.0917	3L408	40.80	0.1440	3L640	64.00	0.2259
3L265	26.50	0.0935	3L410	41.00	0.1447	3L645	64.50	0.2276
3L270	27.00	0.0953	3L415	41.50	0.1465	3L650	65.00	0.2294
3L275	27.50	0.0970	3L420	42.00	0.1482	3L660	66.00	0.2329
3L276	27.60	0.0974	3L425	42.50	0.1500	3L670	67.00	0.2365
3L280	28.00	0.0988	3L430	43.00	0.1517	3L675	67.50	0.2382
3L285	28.50	0.1006	3L440	44.00	0.1553	3L680	68.00	0.2400
3L290	29.00	0.1023	3L450	45.00	0.1588	3L690	69.00	0.2435
3L293	29.30	0.1034	3L460	46.00	0.1623	3L700	70.00	0.2471
3L295	29.50	0.1041	3L470	47.00	0.1659	3L710	71.00	0.2506
3L296	29.60	0.1044	3L480	48.00	0.1694	3L720	72.00	0.2541
3L300	30.00	0.1059	3L490	49.00	0.1729			



Dura-Prime Classical



* A Section Top Width = 1/2"
 * Outside length in Inches
 * Weight in pounds

A/4L

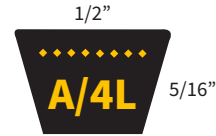
Item	Item	Item
A13/4L150	A29.8/4L318	A43.5/4L455
A14/4L160	A29/4L310	A44/4L460
A14.5/4L165	A29.3/4L313	A45/4L470
A15/4L170	A29.5/4L315	A45.5/4L475
A15.5/4L175	A30/4L320	A46/4L480
A16/4L180	A30.5/4L325	A46.5/4L485
A16.2/4L182	A31/4L330	A47/4L490
A16.5/4L185	A31.5/4L335	A48/4L500
A16.8/4L188	A31.8/4L338	A48.5/4L505
A17.5/4L195	A32/4L340	A49/4L510
A17/4L190	A32.5/4L345	A49.5/4L515
A18/4L200	A33/4L350	A50/4L520
A18.6/4L206	A34/4L360	A50.5/4L525
A19/4L210	A34.5/4L365	A51/4L530
A19.5/4L215	A34.8/4L368	A51.5/4L535
A20/4L220	A35/4L370	A52/4L540
A20.5/4L225	A35.5/4L375	A52.5/4L545
A21/4L230	A36/4L380	A53/4L550
A21.5/4L235	A36.2/4L382	A53.5/4L555
A22/4L240	A36.5/4L385	A53.6/4L556
A22.5/4L245	A37/4L390	A54/4L560
A23/4L250	A37.5/4L395	A55/4L570
A23.5/4L255	A38/4L400	A55.5/4L575
A24/4L260	A38.5/4L405	A56/4L580
A25/4L270	A39/4L410	A57/4L590
A25.5/4L275	A39.5/4L415	A58/4L600
A26/4L280	A40/4L420	A59/4L610
A26.5/4L285	A40.5/4L425	A60/4L620
A27/4L290	A41/4L430	A61/4L630
A27.3/4L293	A41.5/4L435	A62/4L640
A27.5/4L295	A42/4L440	A63/4L650
A28/4L300	A42.5/4L445	A63.5/4L655
A28.5/4L305	A43/4L450	A64/4L660

Dura-Prime Classical



A/4L

- * A section Top Width = 1/2"
- * Outside length in Inches
- * Weight in pounds



Item			Item			Item		
A65/4L670	67.00	0.3965	A93/4L950	95.00	0.5673	A126	128.00	0.7686
A65.5/4L675	67.50	0.3995	A94/4L960	96.00	0.5734	A127	129.00	0.7747
A66/4L680	68.00	0.4026	A95/4L970	97.00	0.5795	A128	130.00	0.7808
A66.5/4L685	68.50	0.4056	A96/4L980	98.00	0.5856	A129	131.00	0.7869
A67/4L690	69.00	0.4087	A97/4L990	99.00	0.5917	A130	132.00	0.7930
A68/4L700	70.00	0.4148	A98/4L1000	100.00	0.5978	A131	133.00	0.7991
A69/4L710	71.00	0.4209	A99/4L1010	101.00	0.6039	A132	134.00	0.8052
A69.5/4L715	71.50	0.4239	A100/4L1020	102.00	0.6100	A133	135.00	0.8113
A70/4L720	72.00	0.4270	A101/4L1030	103.00	0.6161	A133.5	135.50	0.8143
A70.5/4L725	72.50	0.4300	A102/4L1040	104.00	0.6222	A134	136.00	0.8174
A71/4L730	73.00	0.4331	A103/4L1050	105.00	0.6283	A135	137.00	0.8235
A72/4L740	74.00	0.4392	A104/4L1060	106.00	0.6344	A136	138.00	0.8296
A73/4L750	75.00	0.4453	A105/4L1070	107.00	0.6405	A137	139.00	0.8357
A74/4L760	76.00	0.4514	A106/4L1080	108.00	0.6466	A138	140.00	0.8418
A75/4L770	77.00	0.4575	A107/4L1090	109.00	0.6527	A139	141.00	0.8479
A76/4L780	78.00	0.4636	A108/4L1100	110.00	0.6588	A140	142.00	0.8540
A77/4L790	79.00	0.4697	A109/4L1110	111.00	0.6649	A141	143.00	0.8601
A78/4L800	80.00	0.4758	A110/4L1120	112.00	0.6710	A142	144.00	0.8662
A79/4L810	81.00	0.4819	A111/4L1130	113.00	0.6771	A143	145.00	0.8723
A80/4L820	82.00	0.4880	A112/4L1140	114.00	0.6832	A144	146.00	0.8784
A81/4L830	83.00	0.4941	A113/4L1150	115.00	0.6893	A145	147.00	0.8845
A82/4L840	84.00	0.5002	A114/4L1160	116.00	0.6954	A146	148.00	0.8906
A83/4L850	85.00	0.5063	A115/4L1170	117.00	0.7015	A147	149.00	0.8967
A84/4L860	86.00	0.5124	A116/4L1180	118.00	0.7076	A148	150.00	0.9028
A84.5/4L865	86.50	0.5154	A117/4L1190	119.00	0.7137	A149	151.00	0.9089
A85/4L870	87.00	0.5185	A118/4L1200	120.00	0.7198	A150	152.00	0.9150
A86/4L880	88.00	0.5246	A119	121.00	0.7259	A151	153.00	0.9211
A87/4L890	89.00	0.5307	A120	122.00	0.7320	A152	154.00	0.9272
A88/4L900	90.00	0.5368	A121	123.00	0.7381	A153	155.00	0.9333
A89/4L910	91.00	0.5429	A122	124.00	0.7442	A154	156.00	0.9394
A90/4L920	92.00	0.5490	A123	125.00	0.7503	A155	157.00	0.9455
A91/4L930	93.00	0.5551	A124	126.00	0.7564	A156	158.00	0.9516
A92/4L940	94.00	0.5612	A125	127.00	0.7625	A157	159.00	0.9577



Dura-Prime Classical



- * A Section Top Width = 1/2"
- * B Section Top Width = 5/8"
- * Outside length in Inches
- * Weight in pounds

B/5L

Item	Item	Item
A158 160.00 0.9638	A237 239.00 1.4457	B36/5L390 39.00 0.3708
A159 161.00 0.9699	A238 240.00 1.4518	B36.5/5L395 39.50 0.3759
B/5L Series	A240 242.00 1.4640	B37/5L400 40.00 0.3811
	A256 258.00 1.5616	B38/5L410 41.00 0.3914
	A258 260.00 1.5738	B38.5/5L415 41.50 0.3965
	A275 277.00 1.6775	B39/5L420 42.00 0.4017
	A160 162.00 0.9760	A293 295.00 1.7873
A161 163.00 0.9821	A298 300.00 1.8178	B40/5L430 43.00 0.4120
A162 164.00 0.9882	A310 312.00 1.8910	B41/5L440 44.00 0.4223
A163 165.00 0.9943	B19/5L220 22.00 0.1957	B42/5L450 45.00 0.4326
A164 166.00 1.0004	B20/5L230 23.00 0.2060	B43/5L460 46.00 0.4429
A165 167.00 1.0065	B21/5L240 24.00 0.2163	B44/5L470 47.00 0.4532
A166 168.00 1.0126	B22/5L250 25.00 0.2266	B45/5L480 48.00 0.4635
A167 169.00 1.0187	B23/5L260 26.00 0.2369	B46/5L490 49.00 0.4738
A170 172.00 1.0370	B23.5/5L265 26.50 0.2420	B47/5L500 50.00 0.4841
A172 174.00 1.0492	B24/5L270 27.00 0.2472	B47.5/5L505 50.50 0.4892
A173 175.00 1.0553	B25/5L280 28.00 0.2575	B48/5L510 51.00 0.4944
A174 176.00 1.0614	B26/5L290 29.00 0.2678	B48.5/5L515 51.50 0.4995
A175 177.00 1.0675	B26.6/5L296 29.60 0.2739	B49/5L520 52.00 0.5047
A176 178.00 1.0736	B27/5L300 30.00 0.2781	B50/5L530 53.00 0.5150
A178 180.00 1.0858	B27.5/5L305 30.50 0.2832	B51/5L540 54.00 0.5253
A180 182.00 1.0980	B28/5L310 31.00 0.2884	B52/5L550 55.00 0.5356
A187 189.00 1.1407	B29/5L320 32.00 0.2987	B53/5L560 56.00 0.5459
A188 190.00 1.1468	B30/5L330 33.00 0.3090	B54/5L570 57.00 0.5562
A196 198.00 1.1956	B30.5/5L335 33.50 0.3141	B54.5/5L575 57.50 0.5613
A197 199.00 1.2017	B31/5L340 34.00 0.3193	B55/5L580 58.00 0.5665
A200 202.00 1.2200	B32/5L350 35.00 0.3296	B56/5L590 59.00 0.5768
A201 203.00 1.2261	B32.5/5L355 35.50 0.3347	B57/5L600 60.00 0.5871
A202 204.00 1.2322	B33/5L360 36.00 0.3399	B57.3/5L603 60.30 0.5901
A210 212.00 1.2810	B33.5/5L365 36.50 0.3450	B58/5L610 61.00 0.5974
A212 214.00 1.2932	B34/5L370 37.00 0.3502	B59/5L620 62.00 0.6077
A220 222.00 1.3420	B35/5L380 38.00 0.3605	B60/5L630 63.00 0.6180
A221 223.00 1.3481	B35.5/5L385 38.50 0.3656	B60.5/5L635 63.50 0.6231
A230 232.00 1.4030		

Dura-Prime Classical



B/5L

* B Section Top Width = 5/8"
 * Outside length in Inches
 * Weight in pounds

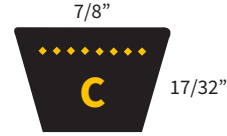


Item			Item			Item		
B61/5L640	64.00	0.6283	B93/5L960	96.00	0.9579	B126	129.00	1.2978
B61.5/5L645	64.50	0.6334	B94/5L970	97.00	0.9682	B127	130.00	1.3081
B62/5L650	65.00	0.6386	B95/5L980	98.00	0.9785	B128	131.00	1.3184
B63/5L660	66.00	0.6489	B96/5L990	99.00	0.9888	B129	132.00	1.3287
B64/5L670	67.00	0.6592	B97/5L1000	100.00	0.9991	B130	133.00	1.3390
B65/5L680	68.00	0.6695	B98/5L1010	101.00	1.0094	B131	134.00	1.3493
B66/5L690	69.00	0.6798	B99/5L1020	102.00	1.0197	B132	135.00	1.3596
B67/5L700	70.00	0.6901	B100/5L1030	103.00	1.0300	B133	136.00	1.3699
B68/5L710	71.00	0.7004	B101/5L1040	104.00	1.0403	B134	137.00	1.3802
B69/5L720	72.00	0.7107	B102/5L1050	105.00	1.0506	B135	138.00	1.3905
B70/5L730	73.00	0.7210	B103/5L1060	106.00	1.0609	B136	139.00	1.4008
B71/5L740	74.00	0.7313	B104/5L1070	107.00	1.0712	B137	140.00	1.4111
B72/5L750	75.00	0.7416	B105/5L1080	108.00	1.0815	B138	141.00	1.4214
B73/5L760	76.00	0.7519	B106/5L1090	109.00	1.0918	B139	142.00	1.4317
B74/5L770	77.00	0.7622	B107/5L1100	110.00	1.1021	B140	143.00	1.4420
B75/5L780	78.00	0.7725	B108/5L1110	111.00	1.1124	B141	144.00	1.4523
B76/5L790	79.00	0.7828	B109/5L1120	112.00	1.1227	B142	145.00	1.4626
B77/5L800	80.00	0.7931	B110/5L1130	113.00	1.1330	B143	146.00	1.4729
B78/5L810	81.00	0.8034	B111/5L1140	114.00	1.1433	B144	147.00	1.4832
B79/5L820	82.00	0.8137	B112/5L1150	115.00	1.1536	B145	148.00	1.4935
B80/5L830	83.00	0.8240	B113/5L1160	116.00	1.1639	B146	149.00	1.5038
B81/5L840	84.00	0.8343	B114/5L1170	117.00	1.1742	B147	150.00	1.5141
B82/5L850	85.00	0.8446	B115/5L1180	118.00	1.1845	B148	151.00	1.5244
B83/5L860	86.00	0.8549	B116/5L1190	119.00	1.1948	B149	152.00	1.5347
B84/5L870	87.00	0.8652	B117/5L1200	120.00	1.2051	B150	153.00	1.5450
B85/5L880	88.00	0.8755	B118	121.00	1.2154	B151	154.00	1.5553
B86/5L890	89.00	0.8858	B119	122.00	1.2257	B152	155.00	1.5656
B87/5L900	90.00	0.8961	B120	123.00	1.2360	B153	156.00	1.5759
B88/5L910	91.00	0.9064	B121	124.00	1.2463	B154	157.00	1.5862
B89/5L920	92.00	0.9167	B122	125.00	1.2566	B155	158.00	1.5965
B90/5L930	93.00	0.9270	B123	126.00	1.2669	B156	159.00	1.6068
B91/5L940	94.00	0.9373	B124	127.00	1.2772	B157	160.00	1.6171
B92/5L950	95.00	0.9476	B125	128.00	1.2875	B158	161.00	1.6274

Dura-Prime Classical



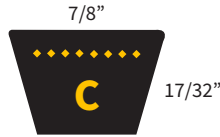
* C Section Top Width = 7/8"
 * Outside length in Inches
 * Weight in pounds



Item			Item			Item		
B270	273.00	2.7810	B349	352.00	3.5947	B553	556.00	5.6959
B271	274.00	2.7913	B350	353.00	3.6050	B557	560.00	5.7371
B273	276.00	2.8119	B354	357.00	3.6462	B561	564.00	5.7783
B275	278.00	2.8325	B355	358.00	3.6565	B569	572.00	5.8607
B276	279.00	2.8428	B360	363.00	3.7080	B577	580.00	5.9431
B278	281.00	2.8634	B361	364.00	3.7183			
B279	282.00	2.8737	B364	367.00	3.7492	C26	30.00	0.4368
B280	283.00	2.8840	B372	375.00	3.8316	C27	31.00	0.4536
B285	288.00	2.9355	B375	378.00	3.8625	C28	32.00	0.4704
B286	289.00	2.9458	B385	388.00	3.9655	C29	33.00	0.4872
B287	290.00	2.9561	B389	392.00	4.0067	C30	34.00	0.5040
B289	292.00	2.9767	B390	393.00	4.0170	C31	35.00	0.5208
B290	293.00	2.9870	B394	397.00	4.0582	C32	36.00	0.5376
B291	294.00	2.9973	B405	408.00	4.1715	C33	37.00	0.5544
B292	295.00	3.0076	B413	416.00	4.2539	C34	38.00	0.5712
B293	296.00	3.0179	B420	423.00	4.3260	C35	39.00	0.5880
B295	298.00	3.0385	B428	431.00	4.4084	C36	40.00	0.6048
B296	299.00	3.0488	B433	436.00	4.4599	C37	41.00	0.6216
B297	300.00	3.0591	B443	446.00	4.5629	C38	42.00	0.6384
B300	303.00	3.0900	B444	447.00	4.5732	C39	43.00	0.6552
B305	308.00	3.1415	B450	453.00	4.6350	C40	44.00	0.6720
B310	313.00	3.1930	B456	459.00	4.6968	C41	45.00	0.6888
B312	315.00	3.2136	B462	465.00	4.7586	C42	46.00	0.7056
B315	318.00	3.2445	B470	473.00	4.8410	C43	47.00	0.7224
B320	323.00	3.2960	B472	475.00	4.8616	C44	48.00	0.7392
B326	329.00	3.3578	B480	483.00	4.9440	C45	49.00	0.7560
B330	333.00	3.3990	B491	494.00	5.0573	C46	50.00	0.7728
B333	336.00	3.4299	B512	515.00	5.2736	C47	51.00	0.7896
B340	343.00	3.5020	B517	520.00	5.3251	C48	52.00	0.8064
B341	344.00	3.5123	B519	522.00	5.3457	C49	53.00	0.8232
B342	345.00	3.5226	B520	523.00	5.3560	C50	54.00	0.8400
B345	348.00	3.5535	B540	543.00	5.5620	C51	55.00	0.8568
B346	349.00	3.5638	B543	546.00	5.5929	C52	56.00	0.8736



Dura-Prime Classical



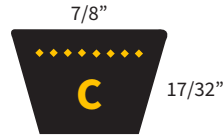
* C Section Top Width = 7/8"
 * Outside length in Inches
 * Weight in pounds

Item			Item			Item		
C53	57.00	0.8904	C86	90.00	1.4448	C119	123.00	1.9992
C54	58.00	0.9072	C87	91.00	1.4616	C120	124.00	2.0160
C55	59.00	0.9240	C88	92.00	1.4784	C121	125.00	2.0328
C56	60.00	0.9408	C89	93.00	1.4952	C122	126.00	2.0496
C57	61.00	0.9576	C90	94.00	1.5120	C123	127.00	2.0664
C58	62.00	0.9744	C91	95.00	1.5288	C124	128.00	2.0832
C59	63.00	0.9912	C92	96.00	1.5456	C125	129.00	2.1000
C60	64.00	1.0080	C93	97.00	1.5624	C126	130.00	2.1168
C61	65.00	1.0248	C94	98.00	1.5792	C127	131.00	2.1336
C62	66.00	1.0416	C95	99.00	1.5960	C128	132.00	2.1504
C63	67.00	1.0584	C96	100.00	1.6128	C129	133.00	2.1672
C64	68.00	1.0752	C97	101.00	1.6296	C130	134.00	2.1840
C65	69.00	1.0920	C98	102.00	1.6464	C131	135.00	2.2008
C66	70.00	1.1088	C99	103.00	1.6632	C132	136.00	2.2176
C67	71.00	1.1256	C100	104.00	1.6800	C133	137.00	2.2344
C68	72.00	1.1424	C101	105.00	1.6968	C134	138.00	2.2512
C69	73.00	1.1592	C102	106.00	1.7136	C135	139.00	2.2680
C70	74.00	1.1760	C103	107.00	1.7304	C136	140.00	2.2848
C71	75.00	1.1928	C104	108.00	1.7472	C137	141.00	2.3016
C72	76.00	1.2096	C105	109.00	1.7640	C138	142.00	2.3184
C73	77.00	1.2264	C106	110.00	1.7808	C139	143.00	2.3352
C74	78.00	1.2432	C107	111.00	1.7976	C140	144.00	2.3520
C75	79.00	1.2600	C108	112.00	1.8144	C141	145.00	2.3688
C76	80.00	1.2768	C109	113.00	1.8312	C142	146.00	2.3856
C77	81.00	1.2936	C110	114.00	1.8480	C143	147.00	2.4024
C78	82.00	1.3104	C111	115.00	1.8648	C144	148.00	2.4192
C79	83.00	1.3272	C112	116.00	1.8816	C145	149.00	2.4360
C80	84.00	1.3440	C113	117.00	1.8984	C146	150.00	2.4528
C81	85.00	1.3608	C114	118.00	1.9152	C147	151.00	2.4696
C82	86.00	1.3776	C115	119.00	1.9320	C148	152.00	2.4864
C83	87.00	1.3944	C116	120.00	1.9488	C149	153.00	2.5032
C84	88.00	1.4112	C117	121.00	1.9656	C150	154.00	2.5200
C85	89.00	1.4280	C118	122.00	1.9824	C151	155.00	2.5368

Dura-Prime Classical



* C Section Top Width = 7/8"
 * Outside length in Inches
 * Weight in pounds



Item	Item	Item						
C152	156.00	2.5536	C185	189.00	3.1080	C218	222.00	3.6624
C153	157.00	2.5704	C186	190.00	3.1248	C219	223.00	3.6792
C154	158.00	2.5872	C187	191.00	3.1416	C220	224.00	3.6960
C155	159.00	2.6040	C188	192.00	3.1584	C221	225.00	3.7128
C156	160.00	2.6208	C189	193.00	3.1752	C222	226.00	3.7296
C157	161.00	2.6376	C190	194.00	3.1920	C223	227.00	3.7464
C158	162.00	2.6544	C191	195.00	3.2088	C224	228.00	3.7632
C159	163.00	2.6712	C192	196.00	3.2256	C225	229.00	3.7800
C160	164.00	2.6880	C193	197.00	3.2424	C226	230.00	3.7968
C161	165.00	2.7048	C194	198.00	3.2592	C227	231.00	3.8136
C162	166.00	2.7216	C195	199.00	3.2760	C228	232.00	3.8304
C163	167.00	2.7384	C196	200.00	3.2928	C229	233.00	3.8472
C164	168.00	2.7552	C197	201.00	3.3096	C230	234.00	3.8640
C165	169.00	2.7720	C198	202.00	3.3264	C231	235.00	3.8808
C166	170.00	2.7888	C199	203.00	3.3432	C232	236.00	3.8976
C167	171.00	2.8056	C200	204.00	3.3600	C233	237.00	3.9144
C168	172.00	2.8224	C201	205.00	3.3768	C234	238.00	3.9312
C169	173.00	2.8392	C202	206.00	3.3936	C235	239.00	3.9480
C170	174.00	2.8560	C203	207.00	3.4104	C236	240.00	3.9648
C171	175.00	2.8728	C204	208.00	3.4272	C237	241.00	3.9816
C172	176.00	2.8896	C205	209.00	3.4440	C238	242.00	3.9984
C173	177.00	2.9064	C206	210.00	3.4608	C239	243.00	4.0152
C174	178.00	2.9232	C207	211.00	3.4776	C240	244.00	4.0320
C175	179.00	2.9400	C208	212.00	3.4944	C241	245.00	4.0488
C176	180.00	2.9568	C209	213.00	3.5112	C242	246.00	4.0656
C177	181.00	2.9736	C210	214.00	3.5280	C243	247.00	4.0824
C178	182.00	2.9904	C211	215.00	3.5448	C244	248.00	4.0992
C179	183.00	3.0072	C212	216.00	3.5616	C245	249.00	4.1160
C180	184.00	3.0240	C213	217.00	3.5784	C246	250.00	4.1328
C181	185.00	3.0408	C214	218.00	3.5952	D Series		
C182	186.00	3.0576	C215	219.00	3.6120	D62	67.00	2.0460
C183	187.00	3.0744	C216	220.00	3.6288	D63	68.00	2.0790
C184	188.00	3.0912	C217	221.00	3.6456	D69	74.00	2.2770



Dura-Prime Classical



* D Section Top Width = 1-1/4"
 * Outside length in Inches
 * Weight in pounds

Item			Item			Item		
D72	77.00	2.3760	D110.5	115.50	3.6465	D146	151.00	4.8180
D74	79.00	2.4420	D111	116.00	3.6630	D147	152.00	4.8510
D75	80.00	2.4750	D111.5	116.50	3.6795	D148	153.00	4.8840
D77	82.00	2.5410	D112	117.00	3.6960	D150	155.00	4.9500
D78	83.00	2.5740	D113	118.00	3.7290	D151	156.00	4.9830
D79	84.00	2.6070	D114	119.00	3.7620	D152	157.00	5.0160
D80	85.00	2.6400	D115	120.00	3.7950	D154	159.00	5.0820
D81	86.00	2.6730	D116	121.00	3.8280	D155	160.00	5.1150
D82	87.00	2.7060	D117	122.00	3.8610	D156	161.00	5.1480
D83	88.00	2.7390	D118	123.00	3.8940	D157	162.00	5.1810
D85	90.00	2.8050	D119	124.00	3.9270	D158	163.00	5.2140
D86	91.00	2.8380	D120	125.00	3.9600	D159	164.00	5.2470
D87	92.00	2.8710	D122	127.00	4.0260	D160	165.00	5.2800
D88	93.00	2.9040	D123	128.00	4.0590	D161	166.00	5.3130
D89	94.00	2.9370	D124	129.00	4.0920	D162	167.00	5.3460
D90	95.00	2.9700	D125	130.00	4.1250	D163	168.00	5.3790
D92	97.00	3.0360	D127	132.00	4.1910	D164	169.00	5.4120
D93	98.00	3.0690	D128	133.00	4.2240	D165	170.00	5.4450
D94	99.00	3.1020	D129	134.00	4.2570	D166	171.00	5.4780
D95	100.00	3.1350	D130	135.00	4.2900	D167	172.00	5.5110
D96	101.00	3.1680	D132	137.00	4.3560	D169	174.00	5.5770
D97	102.00	3.2010	D133	138.00	4.3890	D170	175.00	5.6100
D98	103.00	3.2340	D134	139.00	4.4220	D171	176.00	5.6430
D99	104.00	3.2670	D135	140.00	4.4550	D173	178.00	5.7090
D100	105.00	3.3000	D136	141.00	4.4880	D174	179.00	5.7420
D101	106.00	3.3330	D137	142.00	4.5210	D175	180.00	5.7750
D102	107.00	3.3660	D139	144.00	4.5870	D178	183.00	5.8740
D104	109.00	3.4320	D140	145.00	4.6200	D179	184.00	5.9070
D105	110.00	3.4650	D141	146.00	4.6530	D180	185.00	5.9400
D107	112.00	3.5310	D142	147.00	4.6860	D181	186.00	5.9730
D108	113.00	3.5640	D143	148.00	4.7190	D183	188.00	6.0390
D109	114.00	3.5970	D144	149.00	4.7520	D185	190.00	6.1050
D110	115.00	3.6300	D145	150.00	4.7850	D186	191.00	6.1380

Dura-Prime Classical



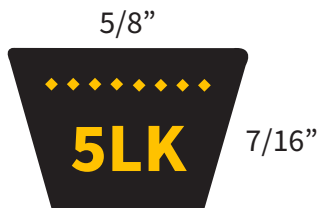
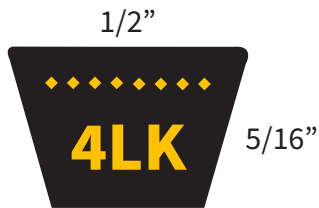
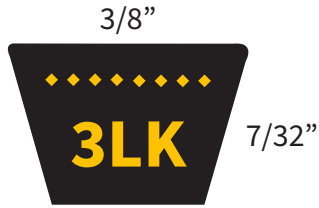
* D Section Top Width = 1-1/4"
 * Outside length in Inches
 * Weight in pounds



Item			Item			Item		
D188	193.00	6.2040	E100	106.00	4.9840	E420	426.00	20.9328
D188.5	193.50	6.2205	E102	108.00	5.0836	E440	446.00	21.9296
D189	194.00	6.2370	E112	118.00	5.5820	E441	447.00	21.9794
D190	195.00	6.2700	E118	124.00	5.8811	E460	466.00	22.9264
D192	197.00	6.3360	E120	126.00	5.9808	E464	470.00	23.1257
D193	198.00	6.3690	E124	130.00	6.1801	E470	476.00	23.4248
D194	199.00	6.4020	E125	131.00	6.2300	E480	486.00	23.9232
D195	200.00	6.4350	E129	135.00	6.4293	E540	546.00	26.9136
D197	202.00	6.5010	E135	141.00	6.7284	E570	576.00	28.4088
D198	203.00	6.5340	E142	148.00	7.0772	E600	606.00	29.9040
D200	205.00	6.6000	E144	150.00	7.1769	E660	666.00	32.8944
D205	210.00	6.7650	E157	163.00	7.8248			
D208	213.00	6.8640	E158	164.00	7.8747			
D210	215.00	6.9300	E160	166.00	7.9744			
D220	225.00	7.2600	E168	174.00	8.3731			
D225	230.00	7.4250	E170	176.00	8.4728			
D230	235.00	7.5900	E180	186.00	8.9712			
D236	241.00	7.7880	E195	201.00	9.7188			
D240	245.00	7.9200	E210	216.00	10.4664			
D242	247.00	7.9860	E225	231.00	11.2140			
D248	253.00	8.1840	E240	246.00	11.9616			
D250	255.00	8.2500	E248	254.00	12.3603			
D253	258.00	8.3490	E250	256.00	12.4600			
D255	260.00	8.4150	E270	276.00	13.4568			
D260	265.00	8.5800	E300	306.00	14.9520			
D264	269.00	8.7120	E310	316.00	15.4504			
D270	275.00	8.9100	E322	328.00	16.0484			
D280	285.00	9.2400	E330	336.00	16.4472			
D285	290.00	9.4050	E340	346.00	16.9456			
D288	293.00	9.5040	E350	356.00	17.4440			
D289	294.00	9.5370	E360	366.00	17.9424			
D290	295.00	9.5700	E376	382.00	18.7398			
D291	296.00	9.6030	E390	396.00	19.4376			




Dura-Ultimate DW



D&D DURA-ULTIMATE-DW-BLADE belts meet or exceed USA RMA published ratings levels. They are manufactured to perform at higher levels than all major US manufacturer's belts of the same type.

DURA-ULTIMATE-DW-BLADE belts are designed for lawn and garden equipment and any abusive drive application. They are manufactured with an outer dry fabric wrap for higher heat and oil resistance and clutching applications. The tensile cords are manufactured with the highest quality Kevlar. These high-quality cords are extremely resistant to severe repeated shock loads.

D&D DURA-ULTIMATE-DW-BLADE belts have been proven over and over again to exceed any OEM performance and quality.



Dura-Ultimate DW



* 3LK Section Top Width = 3/8"

* 4LK Section Top Width = 1/2"

* Outside length in Inches

* Weight in pounds



3LK/4LK

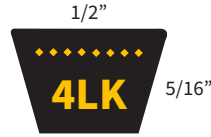
Item			Item			Item		
3LK150	15.00	0.0540	3LK415	41.50	0.1494	4LK240	24.00	0.1464
3LK160	16.00	0.0576	3LK420	42.00	0.1512	4LK250	25.00	0.1525
3LK170	17.00	0.0612	3LK430	43.00	0.1548	4LK260	26.00	0.1586
3LK180	18.00	0.0648	3LK440	44.00	0.1584	4LK270	27.00	0.1647
3LK190	19.00	0.0684	3LK450	45.00	0.1620	4LK280	28.00	0.1708
3LK200	20.00	0.0720	3LK460	46.00	0.1656	4LK285	28.50	0.1738
3LK210	21.00	0.0756	3LK470	47.00	0.1692	4LK290	29.00	0.1769
3LK220	22.00	0.0792	3LK480	48.00	0.1728	4LK293	29.30	0.1787
3LK230	23.00	0.0828	3LK490	49.00	0.1764	4LK295	29.50	0.1799
3LK240	24.00	0.0864	3LK500	50.00	0.1800	4LK300	30.00	0.1830
3LK250	25.00	0.0900	3LK510	51.00	0.1836	4LK305	30.50	0.1860
3LK255	25.50	0.0918	3LK520	52.00	0.1872	4LK310	31.00	0.1891
3LK260	26.00	0.0936	3LK530	53.00	0.1908	4LK315	31.50	0.1921
3LK265	26.50	0.0954	3LK540	54.00	0.1944	4LK320	32.00	0.1952
3LK270	27.00	0.0972	3LK550	55.00	0.1980	4LK325	32.50	0.1982
3LK275	27.50	0.0990	3LK560	56.00	0.2016	4LK330	33.00	0.2013
3LK276	27.60	0.0993	3LK570	57.00	0.2052	4LK335	33.50	0.2043
3LK280	28.00	0.1008	3LK580	58.00	0.2088	4LK340	34.00	0.2074
3LK285	28.50	0.1026	3LK590	59.00	0.2124	4LK344	34.40	0.2098
3LK290	29.00	0.1044	3LK600	60.00	0.2160	4LK345	34.50	0.2104
3LK300	30.00	0.1080				4LK350	35.00	0.2135
3LK310	31.00	0.1116				4LK355	35.50	0.2165
3LK320	32.00	0.1152				4LK360	36.00	0.2196
3LK330	33.00	0.1188				4LK365	36.50	0.2226
3LK340	34.00	0.1224				4LK370	37.00	0.2257
3LK350	35.00	0.1260				4LK375	37.50	0.2287
3LK360	36.00	0.1296				4LK380	38.00	0.2318
3LK365	36.50	0.1314				4LK390	39.00	0.2379
3LK370	37.00	0.1332				4LK400	40.00	0.2440
3LK380	38.00	0.1368				4LK405	40.50	0.2470
3LK390	39.00	0.1404				4LK410	41.00	0.2501
3LK400	40.00	0.1440				4LK420	42.00	0.2562
3LK410	41.00	0.1476				4LK425	42.50	0.2592

4LK Series

4LK150	15.00	0.0915
4LK160	16.00	0.0976
4LK170	17.00	0.1037
4LK180	18.00	0.1098
4LK190	19.00	0.1159
4LK200	20.00	0.1220
4LK210	21.00	0.1281
4LK215	21.50	0.1311
4LK220	22.00	0.1342
4LK230	23.00	0.1403



Dura-Ultimate DW



* 4LK Section Top Width = 1/2"
 * Outside length in Inches
 * Weight in pounds

4LK

Item	Item	Item
4LK430	43.00	0.2623
4LK440	44.00	0.2684
4LK450	45.00	0.2745
4LK460	46.00	0.2806
4LK470	47.00	0.2867
4LK480	48.00	0.2928
4LK490	49.00	0.2989
4LK495	49.50	0.3019
4LK500	50.00	0.3050
4LK505	50.50	0.3080
4LK510	51.00	0.3111
4LK520	52.00	0.3172
4LK525	52.50	0.3202
4LK530	53.00	0.3233
4LK540	54.00	0.3294
4LK545	54.50	0.3324
4LK550	55.00	0.3355
4LK560	56.00	0.3416
4LK570	57.00	0.3477
4LK580	58.00	0.3538
4LK590	59.00	0.3599
4LK600	60.00	0.3660
4LK610	61.00	0.3721
4LK620	62.00	0.3782
4LK630	63.00	0.3843
4LK640	64.00	0.3904
4LK650	65.00	0.3965
4LK660	66.00	0.4026
4LK670	67.00	0.4087
4LK680	68.00	0.4148
4LK690	69.00	0.4209
4LK700	70.00	0.4270
4LK710	71.00	0.4331
4LK720	72.00	0.4392
4LK730	73.00	0.4453
4LK740	74.00	0.4514
4LK750	75.00	0.4575
4LK760	76.00	0.4636
4LK770	77.00	0.4697
4LK780	78.00	0.4758
4LK790	79.00	0.4819
4LK800	80.00	0.4880
4LK810	81.00	0.4941
4LK820	82.00	0.5002
4LK830	83.00	0.5063
4LK840	84.00	0.5124
4LK850	85.00	0.5185
4LK860	86.00	0.5246
4LK870	87.00	0.5307
4LK880	88.00	0.5368
4LK890	89.00	0.5429
4LK900	90.00	0.5490
4LK910	91.00	0.5551
4LK920	92.00	0.5612
4LK930	93.00	0.5673
4LK940	94.00	0.5734
4LK950	95.00	0.5795
4LK960	96.00	0.5856
4LK970	97.00	0.5917
4LK980	98.00	0.5978
4LK990	99.00	0.6039
4LK1000	100.00	0.6100
4LK1010	101.00	0.6161
4LK1020	102.00	0.6222
4LK1030	103.00	0.6283
4LK1040	104.00	0.6344
4LK1050	105.00	0.6405
4LK1060	106.00	0.6466
4LK1070	107.00	0.6527
4LK1080	108.00	0.6588
4LK1090	109.00	0.6649
4LK1100	110.00	0.6710
4LK1110	111.00	0.6771
4LK1120	112.00	0.6832
4LK1130	113.00	0.6893
4LK1140	114.00	0.6954
4LK1150	115.00	0.7015
4LK1160	116.00	0.7076
4LK1170	117.00	0.7137
4LK1180	118.00	0.7198
4LK1190	119.00	0.7259
4LK1200	120.00	0.7320
4LK1210	121.00	0.7381
4LK1220	122.00	0.7442
4LK1225	122.50	0.7472
4LK1230	123.00	0.7503
4LK1240	124.00	0.7564
4LK1250	125.00	0.7625
4LK1260	126.00	0.7686
4LK1270	127.00	0.7747
4LK1280	128.00	0.7808
4LK1290	129.00	0.7869
4LK1300	130.00	0.7930
4LK1310	131.00	0.7991
4LK1320	132.00	0.8052
4LK1330	133.00	0.8113
4LK1340	134.00	0.8174
4LK1350	135.00	0.8235
4LK1360	136.00	0.8296

Dura-Ultimate DW



* 5LK Section Top Width = 5/8"
 * Outside length in Inches
 * Weight in pounds



5LK

Item	Item	Item
5LK230	5LK550	5LK880
5LK240	5LK560	5LK890
5LK250	5LK570	5LK900
5LK260	5LK580	5LK910
5LK270	5LK590	5LK920
5LK280	5LK600	5LK930
5LK285	5LK610	5LK940
5LK290	5LK620	5LK950
5LK300	5LK630	5LK960
5LK310	5LK640	5LK970
5LK320	5LK650	5LK980
5LK330	5LK660	5LK990
5LK340	5LK670	5LK1000
5LK350	5LK680	5LK1010
5LK360	5LK690	5LK1020
5LK370	5LK700	5LK1030
5LK380	5LK710	5LK1040
5LK390	5LK720	5LK1050
5LK400	5LK730	5LK1060
5LK410	5LK740	5LK1070
5LK420	5LK750	5LK1080
5LK430	5LK760	5LK1090
5LK440	5LK770	5LK1100
5LK450	5LK780	5LK1110
5LK460	5LK790	5LK1120
5LK470	5LK800	5LK1130
5LK480	5LK810	5LK1140
5LK490	5LK820	5LK1150
5LK500	5LK830	5LK1160
5LK510	5LK840	5LK1170
5LK520	5LK850	5LK1180
5LK530	5LK860	5LK1190
5LK540	5LK870	5LK1200



Dura-Ultimate DW

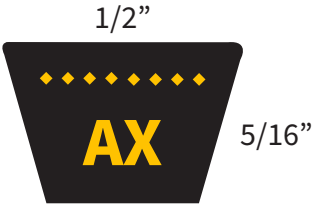


* 5LK Section Top Width = 5/8"
 * Outside length in Inches
 * Weight in pounds

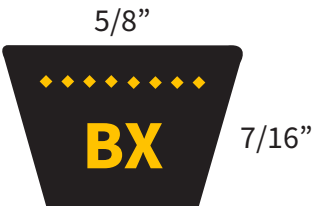
5LK

Item	Item	Item
5LK1210	5LK1550	5LK2130
5LK1220	5LK1560	5LK2150
5LK1230	5LK1570	5LK2190
5LK1240	5LK1580	5LK2250
5LK1250	5LK1590	5LK2260
5LK1260	5LK1600	5LK2280
5LK1270	5LK1610	5LK2380
5LK1280	5LK1630	5LK2390
5LK1290	5LK1640	5LK2420
5LK1300	5LK1650	5LK2430
5LK1310	5LK1660	5LK2480
5LK1320	5LK1670	5LK2510
5LK1330	5LK1680	5LK2580
5LK1340	5LK1690	5LK2600
5LK1350	5LK1730	5LK2630
5LK1360	5LK1760	5LK2650
5LK1370	5LK1780	5LK2730
5LK1380	5LK1800	5LK2780
5LK1390	5LK1830	5LK2810
5LK1400	5LK1860	5LK2840
5LK1410	5LK1880	5LK2880
5LK1420	5LK1900	5LK2910
5LK1430	5LK1910	5LK2980
5LK1440	5LK1930	5LK3030
5LK1450	5LK1950	5LK3180
5LK1460	5LK1960	5LK3290
5LK1470	5LK1980	5LK3330
5LK1480	5LK1990	5LK3480
5LK1500	5LK2000	5LK3630
5LK1510	5LK2030	5LK3920
5LK1520	5LK2080	5LK3970
5LK1530	5LK2110	5LK5150
5LK1540	5LK2120	5LK7880

Dura-Extreme Classical




D&D DURA-EXTREME CLASSICAL belts meet or exceed USA RMA published ratings levels. They are manufactured to perform at identical or higher levels than all major US manufacturer's belts of the same type.



DURA-EXTREME CLASSICAL belts are single, raw edge, cogged belts that give extreme belt performance. They are manufactured using high performance components. The lower compression section is made of fiber reinforced synthetic rubber compound. It is specifically manufactured for durable wear resistance, cool running, high heat and oil resistance, flexibility, and has been proven by thousands of hours of customer use.



DURA-EXTREME CLASSICAL belts are recommended for any application with smaller diameter pulleys.





Dura-Extreme Classical



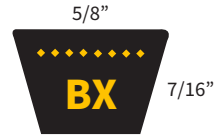
* AX Section Top Width = 1/2"
 * Outside length in Inches
 * Weight in pounds

Item			Item			Item		
AX15	17.00	0.0915	AX46	48.00	0.2806	AX79	81.00	0.4819
AX16	18.00	0.0976	AX47	49.00	0.2867	AX80	82.00	0.4880
AX17	19.00	0.1037	AX48	50.00	0.2928	AX81	83.00	0.4941
AX18	20.00	0.1098	AX49	51.00	0.2989	AX82	84.00	0.5002
AX19	21.00	0.1159	AX50	52.00	0.3050	AX83	85.00	0.5063
AX20	22.00	0.1220	AX51	53.00	0.3111	AX84	86.00	0.5124
AX21	23.00	0.1281	AX52	54.00	0.3172	AX85	87.00	0.5185
AX22	24.00	0.1342	AX53	55.00	0.3233	AX86	88.00	0.5246
AX23	25.00	0.1403	AX54	56.00	0.3294	AX87	89.00	0.5307
AX24	26.00	0.1464	AX55	57.00	0.3355	AX88	90.00	0.5368
AX25	27.00	0.1525	AX56	58.00	0.3416	AX89	91.00	0.5429
AX25.5	27.50	0.1555	AX57	59.00	0.3477	AX90	92.00	0.5490
AX26	28.00	0.1586	AX58	60.00	0.3538	AX91	93.00	0.5551
AX27	29.00	0.1647	AX59	61.00	0.3599	AX92	94.00	0.5612
AX28	30.00	0.1708	AX60	62.00	0.3660	AX93	95.00	0.5673
AX29	31.00	0.1769	AX61	63.00	0.3721	AX94	96.00	0.5734
AX30	32.00	0.1830	AX62	64.00	0.3782	AX95	97.00	0.5795
AX31	33.00	0.1891	AX63	65.00	0.3843	AX96	98.00	0.5856
AX32	34.00	0.1952	AX64	66.00	0.3904	AX97	99.00	0.5917
AX33	35.00	0.2013	AX65	67.00	0.3965	AX98	100.00	0.5978
AX34	36.00	0.2074	AX66	68.00	0.4026	AX99	101.00	0.6039
AX35	37.00	0.2135	AX67	69.00	0.4087	AX100	102.00	0.6100
AX36	38.00	0.2196	AX68	70.00	0.4148	AX101	103.00	0.6161
AX37	39.00	0.2257	AX69	71.00	0.4209	AX102	104.00	0.6222
AX38	40.00	0.2318	AX70	72.00	0.4270	AX103	105.00	0.6283
AX39	41.00	0.2379	AX71	73.00	0.4331	AX104	106.00	0.6344
AX40	42.00	0.2440	AX72	74.00	0.4392	AX105	107.00	0.6405
AX41	43.00	0.2501	AX73	75.00	0.4453	AX106	108.00	0.6466
AX42	44.00	0.2562	AX74	76.00	0.4514	AX107	109.00	0.6527
AX43	45.00	0.2623	AX75	77.00	0.4575	AX108	110.00	0.6588
AX43.5	45.50	0.2653	AX76	78.00	0.4636	AX109	111.00	0.6649
AX44	46.00	0.2684	AX77	79.00	0.4697	AX110	112.00	0.6710
AX45	47.00	0.2745	AX78	80.00	0.4758	AX112	114.00	0.6832

Dura-Extreme Classical



- * AX Section Top Width = 1/2"
- * BX Section Top Width = 5/8"
- * Outside length in Inches



BX

Item			Item			Item		
AX115	117.00	0.7015	BX40	43.00	0.4120	BX72	75.00	0.7416
AX116	118.00	0.7076	BX41	44.00	0.4223	BX73	76.00	0.7519
AX118	120.00	0.7198	BX41.5	44.50	0.4274	BX74	77.00	0.7622
AX120	122.00	0.7320	BX42	45.00	0.4326	BX75	78.00	0.7725
AX122	124.00	0.7442	BX43	46.00	0.4429	BX76	79.00	0.7828
AX124	126.00	0.7564	BX44	47.00	0.4532	BX77	80.00	0.7931
AX125	127.00	0.7625	BX45	48.00	0.4635	BX78	81.00	0.8034
AX128	130.00	0.7808	BX46	49.00	0.4738	BX79	82.00	0.8137
AX130	132.00	0.7930	BX47	50.00	0.4841	BX80	83.00	0.8240
AX134	136.00	0.8174	BX48	51.00	0.4944	BX81	84.00	0.8343
			BX49	52.00	0.5047	BX82	85.00	0.8446
			BX50	53.00	0.5150	BX83	86.00	0.8549
			BX51	54.00	0.5253	BX84	87.00	0.8652
			BX52	55.00	0.5356	BX85	88.00	0.8755
			BX53	56.00	0.5459	BX86	89.00	0.8858
			BX54	57.00	0.5562	BX87	90.00	0.8961
			BX55	58.00	0.5665	BX88	91.00	0.9064
			BX56	59.00	0.5768	BX89	92.00	0.9167
			BX57	60.00	0.5871	BX90	93.00	0.9270
			BX58	61.00	0.5974	BX91	94.00	0.9373
			BX59	62.00	0.6077	BX92	95.00	0.9476
			BX60	63.00	0.6180	BX93	96.00	0.9579
			BX61	64.00	0.6283	BX94	97.00	0.9682
			BX62	65.00	0.6386	BX95	98.00	0.9785
			BX63	66.00	0.6489	BX96	99.00	0.9888
			BX64	67.00	0.6592	BX97	100.00	0.9991
			BX65	68.00	0.6695	BX98	101.00	1.0094
			BX66	69.00	0.6798	BX99	102.00	1.0197
			BX67	70.00	0.6901	BX100	103.00	1.0300
			BX68	71.00	0.7004	BX101	104.00	1.0403
			BX69	72.00	0.7107	BX102	105.00	1.0506
			BX70	73.00	0.7210	BX103	106.00	1.0609
			BX71	74.00	0.7313	BX104	107.00	1.0712

BX Series

Dura-Extreme Classical



7/8"

- * CX Section Top Width = 7/8"
- * Outside length in Inches
- * Weight in pounds



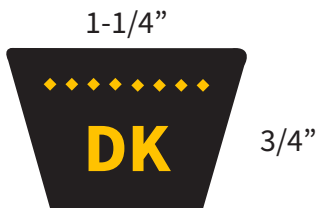
17/32"

CX

Item			Item			Item		
CX81	85.00	1.3608	CX114	118.00	1.9152			
CX82	86.00	1.3776	CX115	119.00	1.9320			
CX83	87.00	1.3944	CX116	120.00	1.9488			
CX84	88.00	1.4112	CX118	122.00	1.9824			
CX85	89.00	1.4280	CX120	124.00	2.0160			
CX86	90.00	1.4448	CX122	126.00	2.0496			
CX87	91.00	1.4616	CX123	127.00	2.0664			
CX88	92.00	1.4784	CX124	128.00	2.0832			
CX89	93.00	1.4952	CX125	129.00	2.1000			
CX90	94.00	1.5120	CX126	130.00	2.1168			
CX91	95.00	1.5288	CX128	132.00	2.1504			
CX92	96.00	1.5456	CX129	133.00	2.1672			
CX93	97.00	1.5624	CX130	134.00	2.1840			
CX94	98.00	1.5792	CX132	136.00	2.2176			
CX95	99.00	1.5960	CX133	137.00	2.2344			
CX96	100.00	1.6128	CX134	138.00	2.2512			
CX97	101.00	1.6296	CX136	140.00	2.2848			
CX98	102.00	1.6464	CX138	142.00	2.3184			
CX99	103.00	1.6632	CX140	144.00	2.3520			
CX100	104.00	1.6800	CX141	145.00	2.3688			
CX101	105.00	1.6968	CX142	146.00	2.3856			
CX102	106.00	1.7136	CX144	148.00	2.4192			
CX103	107.00	1.7304	CX146	150.00	2.4528			
CX104	108.00	1.7472	CX148	152.00	2.4864			
CX105	109.00	1.7640	CX150	154.00	2.5200			
CX106	110.00	1.7808	CX152	156.00	2.5536			
CX107	111.00	1.7976	CX154	158.00	2.5872			
CX108	112.00	1.8144	CX155	159.00	2.6040			
CX109	113.00	1.8312	CX158	162.00	2.6544			
CX110	114.00	1.8480	CX160	164.00	2.6880			
CX111	115.00	1.8648	CX162	166.00	2.7216			
CX112	116.00	1.8816	CX164	168.00	2.7552			
CX113	117.00	1.8984	CX166	170.00	2.7888			



Dura-Ultimate Classical



D&D DURA-ULTIMATE CLASSICAL belts meet or exceed USA RMA published ratings levels. They are manufactured to perform at identical or higher levels than all major US belts of the same type.

The outside fabric wrap is treated with highly oil and heat resistant, engineered synthetic rubber, specifically compounded for superior wear resistance, proven through thousands of hours of customer use to be durable and dependable. The helically wound tensile cords are specially manufactured with, twisted, heat and chemically set, aramid material. The body rubber is a highly engineered synthetic rubber compound, specially compounded for cool running, crack resistance, and excellent bonding to the outside fabric and tensile cords. The tensile cords are manufactured with the highest quality Kevlar. These high-quality cords are extremely resistant to severe repeated shock loads.

All DURA-ULTIMATE CLASSICAL Belts are manufactured using the latest in belt technology.



Dura-Ultimate Classical



- * CK Section Top Width = 7/8"
- * DK Section Top Width = 1-1/4"
- * Outside length in Inches
- * Weight in pounds



CKB DKB

Item	Item	Item
CKB41	CKB87	CKB132
CKB46	CKB88	CKB134
CKB48	CKB89	CKB136
CKB49	CKB90	CKB138
CKB50	CKB91	CKB140
CKB51	CKB92	CKB142
CKB52	CKB93	CKB144
CKB53	CKB94	CKB146
CKB54	CKB95	CKB147
CKB55	CKB96	CKB148
CKB56	CKB97	CKB152
CKB57	CKB98	CKB154
CKB58	CKB99	CKB156
CKB60	CKB100	CKB158
CKB61	CKB101	CKB160
CKB64	CKB102	CKB162
CKB68	CKB103	CKB164
CKB69	CKB105	CKB166
CKB70	CKB106	CKB168
CKB71	CKB107	CKB170
CKB72	CKB108	CKB172
CKB73	CKB109	CKB173
CKB76	CKB110	CKB174
CKB77	CKB112	CKB176
CKB78	CKB114	CKB180
CKB79	CKB116	CKB190
CKB80	CKB118	CKB193
CKB81	CKB120	CKB195
CKB82	CKB122	CKB210
CKB83	CKB124	CKB225
CKB84	CKB126	CKB240
CKB85	CKB128	CKB262
CKB86	CKB130	CKB270




Dura-Prime Hex



D&D DURA-PRIME HEX belts meet or exceed USA RMA published ratings levels. They are manufactured to perform at identical or higher levels than all major US manufacturer's belts of the same type. The outside fabric wrap is treated with highly oil and heat resistant, engineered synthetic rubber, specifically compounded for superior wear resistance, proven through thousands of hours of customer use to be durable and dependable.



The helically wound tensile cords are specially manufactured with, twisted, heat and chemically set, polyester material. The body rubber is a highly engineered synthetic rubber compound, specially compounded for cool running, crack resistance, and excellent bonding to the outside fabric and tensile cords. DURA-PRIME HEX belts are designed for serpentine and reversing drives. They transmit power from both sides of the belt. All DURA-PRIME HEX belts are manufactured using the latest in belt technology.



Dura-Prime Hex



- * AA Section Width = 1/2"
- * BB Section Width = 5/8"
- * Outside length in Inches



AA BB

Item	Item	Item						
AA45	48.40	0.3825	AA85	88.40	0.7225	BB35	39.60	0.4725
AA46	49.40	0.3910	AA86	89.40	0.7310	BB38	42.60	0.5130
AA47	50.40	0.3995	AA88	91.40	0.7480	BB42	46.60	0.5670
AA49	52.40	0.4165	AA89	92.40	0.7565	BB43	47.60	0.5805
AA51	54.40	0.4335	AA90	93.40	0.7650	BB45	49.60	0.6075
AA52	55.40	0.4420	AA91	94.40	0.7735	BB46	50.60	0.6210
AA53	56.40	0.4505	AA92	95.40	0.7820	BB50	54.60	0.6750
AA55	58.40	0.4675	AA93	96.40	0.7905	BB51	55.60	0.6885
AA58	61.40	0.4930	AA94	97.40	0.7990	BB52	56.60	0.7020
AA59	62.40	0.5015	AA96	99.40	0.8160	BB53	57.60	0.7155
AA60	63.40	0.5100	AA98	101.40	0.8330	BB54	58.60	0.7290
AA61	64.40	0.5185	AA100	103.40	0.8500	BB55	59.60	0.7425
AA62	65.40	0.5270	AA101	104.40	0.8585	BB58	62.60	0.7830
AA63	66.40	0.5355	AA102	105.40	0.8670	BB59	63.60	0.7965
AA64	67.40	0.5440	AA103	106.40	0.8755	BB60	64.60	0.8100
AA65	68.40	0.5525	AA105	108.40	0.8925	BB62	66.60	0.8370
AA66	69.40	0.5610	AA107	110.40	0.9095	BB63	67.60	0.8505
AA67	70.40	0.5695	AA108	111.40	0.9180	BB64	68.60	0.8640
AA68	71.40	0.5780	AA110	113.40	0.9350	BB66	70.60	0.8910
AA69	72.40	0.5865	AA111	114.40	0.9435	BB67	71.60	0.9045
AA70	73.40	0.5950	AA112	115.40	0.9520	BB68	72.60	0.9180
AA71	74.40	0.6035	AA113.5	116.90	0.9647	BB69	73.60	0.9315
AA72	75.40	0.6120	AA114	117.40	0.9690	BB70	74.60	0.9450
AA73	76.40	0.6205	AA118	121.40	1.0030	BB71	75.60	0.9585
AA74	77.40	0.6290	AA120	123.40	1.0200	BB72	76.60	0.9720
AA75	78.40	0.6375	AA124	127.40	1.0540	BB73	77.60	0.9855
AA76	79.40	0.6460	AA128	131.40	1.0880	BB74	78.60	0.9990
AA77	80.40	0.6545	AA130	133.40	1.1050	BB75	79.60	1.0125
AA78	81.40	0.6630	AA131	134.40	1.1135	BB76	80.60	1.0260
AA79	82.40	0.6715	AA136	139.40	1.1560	BB77	81.60	1.0395
AA80	83.40	0.6800	AA143	146.40	1.2155	BB78	82.60	1.0530
AA83	86.40	0.7055	AA144	147.40	1.2240	BB79	83.60	1.0665
AA84	87.40	0.7140	AA148	151.40	1.2580	BB80	84.60	1.0800



Dura-Prime Hex



* BB Section Width = 5/8"
 * Outside length in Inches
 * Weight in pounds

Item			Item			Item		
BB81	85.60	1.0935	BB115	119.60	1.5525	BB152	156.60	2.0520
BB82	86.60	1.1070	BB116	120.60	1.5660	BB153	157.60	2.0655
BB83	87.60	1.1205	BB117	121.60	1.5795	BB154	158.60	2.0790
BB85	89.60	1.1475	BB117.5	122.10	1.5862	BB155	159.60	2.0925
BB86	90.60	1.1610	BB118	122.60	1.5930	BB156	160.60	2.1060
BB87	91.60	1.1745	BB118.5	123.10	1.5997	BB157	161.60	2.1195
BB88	92.60	1.1880	BB119	123.60	1.6065	BB158	162.60	2.1330
BB89	93.60	1.2015	BB120	124.60	1.6200	BB159	163.60	2.1465
BB90	94.60	1.2150	BB121	125.60	1.6335	BB160	164.60	2.1600
BB91	95.60	1.2285	BB122	126.60	1.6470	BB161	165.60	2.1735
BB92	96.60	1.2420	BB123	127.60	1.6605	BB162	166.60	2.1870
BB93	97.60	1.2555	BB124	128.60	1.6740	BB164	168.60	2.2140
BB94	98.60	1.2690	BB125	129.60	1.6875	BB165	169.60	2.2275
BB95	99.60	1.2825	BB126	130.60	1.7010	BB168	172.60	2.2680
BB96	100.60	1.2960	BB127	131.60	1.7145	BB169	173.60	2.2815
BB97	101.60	1.3095	BB128	132.60	1.7280	BB170	174.60	2.2950
BB98	102.60	1.3230	BB129	133.60	1.7415	BB171	175.60	2.3085
BB99	103.60	1.3365	BB130	134.60	1.7550	BB172	176.60	2.3220
BB100	104.60	1.3500	BB131	135.60	1.7685	BB173	177.60	2.3355
BB101	105.60	1.3635	BB133	137.60	1.7955	BB174	178.60	2.3490
BB102	106.60	1.3770	BB135	139.60	1.8225	BB175	179.60	2.3625
BB103	107.60	1.3905	BB136	140.60	1.8360	BB178	182.60	2.4030
BB104	108.60	1.4040	BB138	142.60	1.8630	BB179	183.60	2.4165
BB105	109.60	1.4175	BB139	143.60	1.8765	BB180	184.60	2.4300
BB106	110.60	1.4310	BB140	144.60	1.8900	BB182	186.60	2.4570
BB107	111.60	1.4445	BB141	145.60	1.9035	BB183	187.60	2.4705
BB108	112.60	1.4580	BB142	146.60	1.9170	BB184	188.60	2.4840
BB109	113.60	1.4715	BB143	147.60	1.9305	BB185	189.60	2.4975
BB110	114.60	1.4850	BB144	148.60	1.9440	BB187	191.60	2.5245
BB111	115.60	1.4985	BB145	149.60	1.9575	BB188	192.60	2.5380
BB112	116.60	1.5120	BB148	152.60	1.9980	BB190	194.60	2.5650
BB113	117.60	1.5255	BB149	153.60	2.0115	BB194	198.60	2.6190
BB114	118.60	1.5390	BB150	154.60	2.0250	BB195	199.60	2.6325



Dura-Prime Hex



- * BB Section Width = 5/8"
- * CC Section Width = 7/8"
- * Outside length in Inches



Item			Item			Item		
BB196	200.60	2.6460	CC75	81.40	1.5825	CC137	143.40	2.8907
BB199	203.60	2.6865	CC81	87.40	1.7091	CC138	144.40	2.9118
BB201	205.60	2.7135	CC85	91.40	1.7935	CC140	146.40	2.9540
BB205	209.60	2.7675	CC86	92.40	1.8146	CC144	150.40	3.0384
CC Series			CC90	96.40	1.8990	CC146	152.40	3.0806
BB210	214.60	2.8350	CC94	100.40	1.9834	CC147	153.40	3.1017
BB218	222.60	2.9430	CC95	101.40	2.0045	CC148	154.40	3.1228
BB219	223.60	2.9565	CC96	102.40	2.0256	CC149	155.40	3.1439
BB221	225.60	2.9835	CC98	104.40	2.0678	CC150	156.40	3.1650
BB223	227.60	3.0105	CC99	105.40	2.0889	CC151	157.40	3.1861
BB224	228.60	3.0240	CC100	106.40	2.1100	CC153	159.40	3.2283
BB225	229.60	3.0375	CC104	110.40	2.1944	CC154	160.40	3.2494
BB226	230.60	3.0510	CC105	111.40	2.2155	CC155	161.40	3.2705
BB228	232.60	3.0780	CC106	112.40	2.2366	CC156	162.40	3.2916
BB230	234.60	3.1050	CC107	113.40	2.2577	CC157	163.40	3.3127
BB238	242.60	3.2130	CC112	118.40	2.3632	CC158	164.40	3.3338
BB240	244.60	3.2400	CC114	120.40	2.4054	CC160	166.40	3.3760
BB255	259.60	3.4425	CC115	121.40	2.4265	CC162	168.40	3.4182
BB267	271.60	3.6045	CC116	122.40	2.4476	CC164	170.40	3.4604
BB270	274.60	3.6450	CC118	124.40	2.4898	CC165	171.40	3.4815
BB273	277.60	3.6855	CC119	125.40	2.5109	CC168	174.40	3.5448
BB277	281.60	3.7395	CC120	126.40	2.5320	CC170	176.40	3.5870
BB278	282.60	3.7530	CC121	127.40	2.5531	CC172	178.40	3.6292
BB285	289.60	3.8475	CC122	128.40	2.5742	CC173	179.40	3.6503
BB300	304.60	4.0500	CC124	130.40	2.6164	CC174	180.40	3.6714
BB330	334.60	4.4550	CC125	131.40	2.6375	CC175	181.40	3.6925
BB350	354.60	4.7250	CC126	132.40	2.6586	CC176	182.40	3.7136
BB360	364.60	4.8600	CC127	133.40	2.6797	CC178	184.40	3.7558
BB400	404.60	5.4000	CC128	134.40	2.7008	CC180	186.40	3.7980
BB445	449.60	6.0075	CC130	136.40	2.7430	CC183	189.40	3.8613
CC49	55.40	1.0339	CC134	140.40	2.8274	CC193	199.40	4.0723
CC72	78.40	1.5192	CC135	141.40	2.8485	CC195	201.40	4.1145
			CC136	142.40	2.8696	CC196	202.40	4.1356

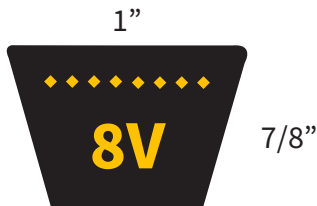
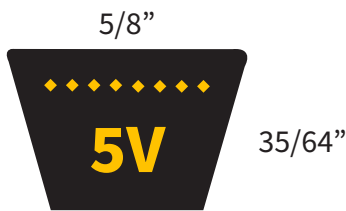
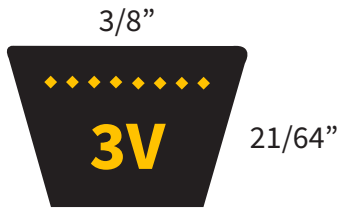


Dura-Prime Wedge

D&D DURA-PRIME WEDGE belts meet or exceed USA RMA published ratings levels. They are manufactured to perform at identical or higher levels than all major US manufacturer's belts of the same type.

The outside fabric wrap is treated with oil- and heat-resistant, engineered synthetic rubber, specifically compounded for superior wear resistance, proven through thousands of hours of customer use to be durable and dependable. The helically wound tensile cords are specially manufactured with, twisted, heat and chemically set, polyester material. The body rubber is a highly engineered synthetic rubber compound, specially compounded for cool running, crack resistance, and excellent bonding to the outside fabric and tensile cords.

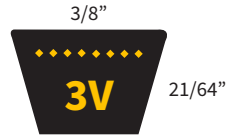
DURA-PRIME WEDGE belts have a more narrow, deeper wedge shape V with higher power capability and more efficient load carrying characteristics. They allow for smaller and more compact drives. All DURA-PRIME WEDGE belts are manufactured using the latest in belt technology.



Dura-Prime Wedge



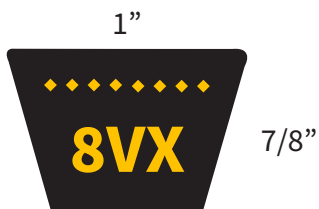
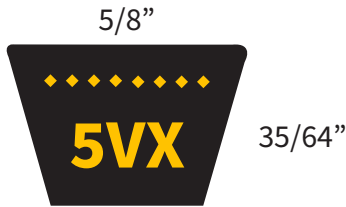
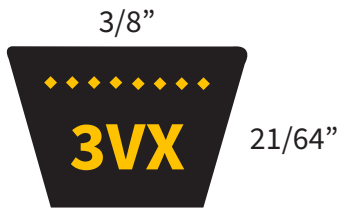
- * 3V Section Top Width = 3/8"
- * 5V Section Top Width = 5/8"
- * Outside length in Inches



3V 5V

Item	Item	Item
3V190	3V670	5V660
3V210	3V675	5V670
3V250	3V690	5V700
3V265	3V700	5V710
3V280	3V710	5V750
3V300	3V730	5V800
3V315	3V740	5V850
3V320	3V750	5V900
3V330	3V765	5V950
3V335	3V780	5V1000
3V340	3V788	5V1030
3V350	3V800	5V1050
3V355	3V810	5V1060
3V370	3V830	5V1120
3V375	3V850	5V1130
3V380	3V900	5V1180
3V400	3V920	5V1200
3V420	3V950	5V1210
3V425	3V980	5V1230
3V430	3V1000	5V1250
3V450	3V1060	5V1300
3V475	3V1120	5V1312
3V480		5V1320
3V500		5V1350
3V520	5V Series	5V1360
3V530	5V450	5V1400
3V560	5V500	5V1450
3V590	5V530	5V1500
3V600	5V550	5V1580
3V630	5V560	5V1600
3V640	5V600	5V1630
3V650	5V620	5V1700
3V660	5V630	5V1710

Dura-Extreme Wedge



D&D DURA-EXTREME WEDGE belts meet or exceed USA RMA published ratings levels. They are manufactured to perform at identical or higher levels than all major US manufacturer's belts of the same type. The outside fabric wrap is treated with oil and heat resistant, engineered synthetic rubber, specifically compounded for superior wear resistance, proven through thousands of hours of customer use to be durable and dependable.

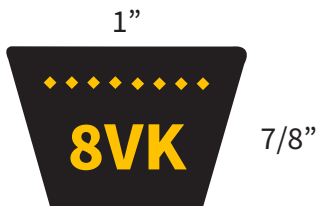
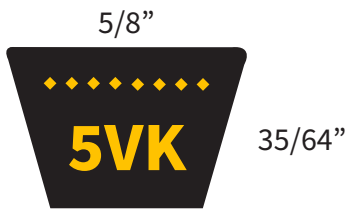
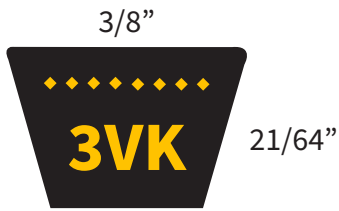
The helically wound tensile cords are specially manufactured with, twisted, heat and chemically set, polyester. The body rubber is a highly engineered synthetic rubber compound, specially compounded for cool running, crack resistance, and excellent bonding to the outside fabric and tensile cords.

DURA-EXTREME WEDGE belts have a more narrow, deeper wedge shape V with higher power capability and more efficient load carrying characteristics. They allow for smaller and more compact drives. DURA-EXTREME WEDGE belts are cogged for superior flexibility. They are recommended for any application with smaller diameter pulleys. All DURA-EXTREME WEDGE belts are manufactured using the latest in belt technology.





Dura-Ultimate Wedge



D&D DURA-ULTIMATE WEDGE belts meet or exceed USA RMA published ratings levels. They are manufactured to perform at identical or higher levels than all major US manufacturer's belts of the same type. The outside fabric wrap is treated with oil and heat resistant, engineered synthetic rubber, specifically compounded for superior wear resistance, proven through thousands of hours of customer use to be durable and dependable.

The helically wound tensile cords are specially manufactured with, twisted, heat and chemically set, polyester material. The body rubber is a highly engineered synthetic rubber compound, specially compounded for cool running, crack resistance, and excellent bonding to the outside fabric and tensile cords.

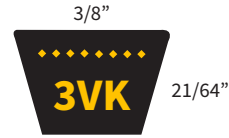
DURA-ULTIMATE WEDGE belts have a more narrow, deeper wedge shape V with higher power capability and more efficient load carrying characteristics. They allow for smaller and more compact drives. The tensile cords are manufactured with the highest quality aramid. These high quality cords are extremely resistant to severe repeated shock loads. All DURA-ULTIMATE WEDGE belts are manufactured using the latest in belt technology.



Dura-Ultimate Wedge



- * 3VK Section Top Width = 3/8"
- * 5VK Section Top Width = 5/8"
- * 8VK Section Top Width = 1"
- * Outside length in Inches
- * Weight in pounds

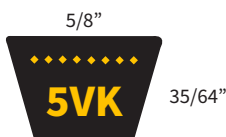


Item

Item

Item


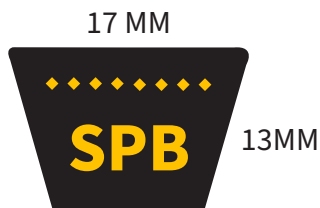
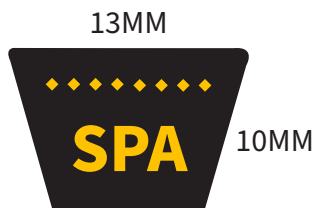
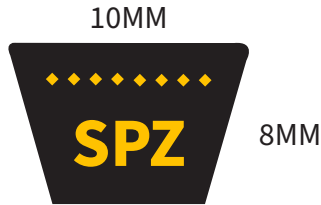
Item	Weight (lb)	Volume (cu in)	Item	Weight (lb)	Volume (cu in)	Item	Weight (lb)	Volume (cu in)
3VK425	42.50	0.1657	5VK710	71.00	0.8449	8VK1060	106.00	3.3708
3VK440	44.00	0.1716	5VK800	80.00	0.9520	8VK1320	132.00	4.1976
3VK450	45.00	0.1755	5VK850	85.00	1.0115	8VK1600	160.00	5.0880
			5VK900	90.00	1.0710	8VK1700	170.00	5.4060
			5VK950	95.00	1.1305	8VK1800	180.00	5.7240
			5VK1000	100.00	1.1900	8VK1900	190.00	6.0420
			5VK1060	106.00	1.2614	8VK2000	200.00	6.3600
			5VK1120	112.00	1.3328	8VK2120	212.00	6.7416
			5VK1180	118.00	1.4042	8VK2240	224.00	7.1232
			5VK1250	125.00	1.4875	8VK2360	236.00	7.5048
			5VK1320	132.00	1.5708	8VK2500	250.00	7.9500
			5VK1400	140.00	1.6660	8VK2650	265.00	8.4270
			5VK1490	149.00	1.7731	8VK2800	280.00	8.9040
			5VK1500	150.00	1.7850	8VK3000	300.00	9.5400
			5VK1510	151.00	1.7969	8VK3150	315.00	10.0170
			5VK1600	160.00	1.9040	8VK3350	335.00	10.6530
			5VK1700	170.00	2.0230	8VK3550	355.00	11.2890
			5VK1800	180.00	2.1420			
			5VK1900	190.00	2.2610			
			5VK2000	200.00	2.3800			
			5VK2120	212.00	2.5228			
			5VK2240	224.00	2.6656			
			5VK2360	236.00	2.8084			
			5VK2500	250.00	2.9750			
			5VK2650	265.00	3.1535			
			5VK2800	280.00	3.3320			
			5VK3000	300.00	3.5700			
			5VK3150	315.00	3.7485			
			5VK3350	335.00	3.9865			
			5VK3550	355.00	4.2245			



VK



Dura-Prime Metric



D&D DURA-PRIME METRIC belts meet or exceed USA RMA published ratings levels. They are manufactured to perform at identical or higher levels than all major US manufacturer's belts of the same type. The outside fabric wrap is treated with oil and heat resistant, engineered synthetic rubber, specifically compounded for superior wear resistance, proven through thousands of hours of customer use to be durable and dependable.

The helically wound tensile cords are specially manufactured with, twisted, heat and chemically set, polyester material. The body rubber is a highly engineered synthetic rubber compound, specially compounded for cool running, crack resistance, and excellent bonding to the outside fabric and tensile cords.

All DURA-PRIME METRIC Belts are manufactured using the latest in belt technology.



Dura-Prime Metric



* SPZ Section Top Width = 10mm
 * Pitch length in Millimeters
 * Weight in pounds

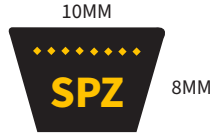


SPZ

Item	Item	Item						
SPZ369	369.00	0.0553	SPZ750	750.00	0.1125	SPZ987	987.00	0.1480
SPZ487	487.00	0.0730	SPZ754	754.00	0.1131	SPZ990	990.00	0.1485
SPZ512	512.00	0.0768	SPZ758	758.00	0.1137	SPZ994	994.00	0.1491
SPZ562	562.00	0.0843	SPZ760	760.00	0.1140	SPZ1000	1000.00	0.1500
SPZ567	567.00	0.0850	SPZ762	762.00	0.1143	SPZ1005	1005.00	0.1507
SPZ587	587.00	0.0880	SPZ767	767.00	0.1150	SPZ1010	1010.00	0.1515
SPZ600	600.00	0.0900	SPZ772	772.00	0.1158	SPZ1012	1012.00	0.1518
SPZ604	604.00	0.0906	SPZ775	775.00	0.1162	SPZ1015	1015.00	0.1522
SPZ607	607.00	0.0910	SPZ787	787.00	0.1180	SPZ1024	1024.00	0.1536
SPZ612	612.00	0.0918	SPZ800	800.00	0.1200	SPZ1030	1030.00	0.1545
SPZ630	630.00	0.0945	SPZ812	812.00	0.1218	SPZ1037	1037.00	0.1555
SPZ637	637.00	0.0955	SPZ825	825.00	0.1237	SPZ1047	1047.00	0.1570
SPZ640	640.00	0.0960	SPZ835	835.00	0.1252	SPZ1050	1050.00	0.1575
SPZ650	650.00	0.0975	SPZ837	837.00	0.1255	SPZ1060	1060.00	0.1590
SPZ655	655.00	0.0982	SPZ850	850.00	0.1275	SPZ1075	1075.00	0.1612
SPZ660	660.00	0.0990	SPZ862	862.00	0.1293	SPZ1077	1077.00	0.1615
SPZ662	662.00	0.0993	SPZ875	875.00	0.1312	SPZ1080	1080.00	0.1620
SPZ665	665.00	0.0997	SPZ885	885.00	0.1327	SPZ1087	1087.00	0.1630
SPZ670	670.00	0.1005	SPZ887	887.00	0.1330	SPZ1090	1090.00	0.1635
SPZ672	672.00	0.1008	SPZ900	900.00	0.1350	SPZ1100	1100.00	0.1650
SPZ677	677.00	0.1015	SPZ912	912.00	0.1368	SPZ1110	1110.00	0.1665
SPZ682	682.00	0.1023	SPZ922	922.00	0.1383	SPZ1112	1112.00	0.1668
SPZ687	687.00	0.1030	SPZ925	925.00	0.1387	SPZ1120	1120.00	0.1680
SPZ690	690.00	0.1035	SPZ927	927.00	0.1390	SPZ1127	1127.00	0.1690
SPZ697	697.00	0.1045	SPZ937	937.00	0.1405	SPZ1137	1137.00	0.1705
SPZ700	700.00	0.1050	SPZ940	940.00	0.1410	SPZ1140	1140.00	0.1710
SPZ710	710.00	0.1065	SPZ947	947.00	0.1420	SPZ1143	1143.00	0.1714
SPZ715	715.00	0.1072	SPZ950	950.00	0.1425	SPZ1145	1145.00	0.1717
SPZ722	722.00	0.1083	SPZ957	957.00	0.1435	SPZ1147	1147.00	0.1720
SPZ725	725.00	0.1087	SPZ962	962.00	0.1443	SPZ1148	1148.00	0.1722
SPZ730	730.00	0.1095	SPZ967	967.00	0.1450	SPZ1150	1150.00	0.1725
SPZ732	732.00	0.1098	SPZ970	970.00	0.1455	SPZ1162	1162.00	0.1743
SPZ737	737.00	0.1105	SPZ975	975.00	0.1462	SPZ1171	1171.00	0.1756



Dura-Prime Metric

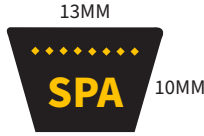


* SPZ Section Top Width = 10mm
 * Pitch length in Millimeters
 * Weight in pounds

Item			Item			Item		
SPZ1175	1175.00	0.1762	SPZ1387	1387.00	0.2080	SPZ1682	1682.00	0.2523
SPZ1180	1180.00	0.1770	SPZ1400	1400.00	0.2100	SPZ1687	1687.00	0.2530
SPZ1182	1182.00	0.1773	SPZ1412	1412.00	0.2118	SPZ1700	1700.00	0.2550
SPZ1187	1187.00	0.1780	SPZ1420	1420.00	0.2130	SPZ1709	1709.00	0.2563
SPZ1200	1200.00	0.1800	SPZ1425	1425.00	0.2137	SPZ1712	1712.00	0.2568
SPZ1202	1202.00	0.1803	SPZ1430	1430.00	0.2145	SPZ1725	1725.00	0.2587
SPZ1205	1205.00	0.1807	SPZ1437	1437.00	0.2155	SPZ1737	1737.00	0.2605
SPZ1210	1210.00	0.1815	SPZ1450	1450.00	0.2175	SPZ1750	1750.00	0.2625
SPZ1212	1212.00	0.1818	SPZ1462	1462.00	0.2193	SPZ1762	1762.00	0.2643
SPZ1220	1220.00	0.1830	SPZ1470	1470.00	0.2205	SPZ1775	1775.00	0.2662
SPZ1222	1222.00	0.1833	SPZ1475	1475.00	0.2212	SPZ1787	1787.00	0.2680
SPZ1225	1225.00	0.1837	SPZ1480	1480.00	0.2220	SPZ1800	1800.00	0.2700
SPZ1227	1227.00	0.1840	SPZ1487	1487.00	0.2230	SPZ1812	1812.00	0.2718
SPZ1237	1237.00	0.1855	SPZ1500	1500.00	0.2250	SPZ1837	1837.00	0.2755
SPZ1250	1250.00	0.1875	SPZ1512	1512.00	0.2268	SPZ1850	1850.00	0.2775
SPZ1262	1262.00	0.1893	SPZ1520	1520.00	0.2280	SPZ1862	1862.00	0.2793
SPZ1270	1270.00	0.1905	SPZ1525	1525.00	0.2287	SPZ1887	1887.00	0.2830
SPZ1275	1275.00	0.1912	SPZ1527	1527.00	0.2290	SPZ1900	1900.00	0.2850
SPZ1280	1280.00	0.1920	SPZ1537	1537.00	0.2305	SPZ1905	1905.00	0.2857
SPZ1282	1282.00	0.1923	SPZ1547	1547.00	0.2320	SPZ1937	1937.00	0.2905
SPZ1287	1287.00	0.1930	SPZ1550	1550.00	0.2325	SPZ1950	1950.00	0.2925
SPZ1300	1300.00	0.1950	SPZ1560	1560.00	0.2340	SPZ1957	1957.00	0.2935
SPZ1312	1312.00	0.1968	SPZ1562	1562.00	0.2343	SPZ1962	1962.00	0.2943
SPZ1320	1320.00	0.1980	SPZ1575	1575.00	0.2362	SPZ1987	1987.00	0.2980
SPZ1330	1330.00	0.1995	SPZ1582	1582.00	0.2373	SPZ2000	2000.00	0.3000
SPZ1337	1337.00	0.2005	SPZ1587	1587.00	0.2380	SPZ2030	2030.00	0.3045
SPZ1340	1340.00	0.2010	SPZ1600	1600.00	0.2400	SPZ2031	2031.00	0.3046
SPZ1345	1345.00	0.2017	SPZ1612	1612.00	0.2418	SPZ2032	2032.00	0.3048
SPZ1347	1347.00	0.2020	SPZ1625	1625.00	0.2437	SPZ2037	2037.00	0.3055
SPZ1350	1350.00	0.2025	SPZ1632	1632.00	0.2448	SPZ2050	2050.00	0.3075
SPZ1360	1360.00	0.2040	SPZ1637	1637.00	0.2455	SPZ2060	2060.00	0.3090
SPZ1362	1362.00	0.2043	SPZ1650	1650.00	0.2475	SPZ2062	2062.00	0.3093
SPZ1375	1375.00	0.2062	SPZ1662	1662.00	0.2493	SPZ2075	2075.00	0.3112



Dura-Prime Metric



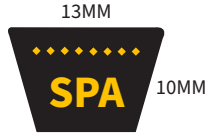
- * SPZ Section Top Width = 10mm
- * SPA Section Top Width = 13mm
- * Pitch length in Millimeters

SPA

Item			Item			Item		
SPZ2082	2082.00	0.3123	SPA365	365.00	0.0985	SPA750	750.00	0.2025
SPZ2087	2087.00	0.3130	SPA390	390.00	0.1053	SPA757	757.00	0.2043
SPZ2120	2120.00	0.3180	SPA415	415.00	0.1120	SPA760	760.00	0.2052
SPZ2132	2132.00	0.3198	SPA440	440.00	0.1188	SPA762	762.00	0.2057
SPZ2137	2137.00	0.3205	SPA455	455.00	0.1228	SPA770	770.00	0.2079
SPZ2150	2150.00	0.3225	SPA470	470.00	0.1269	SPA772	772.00	0.2084
SPZ2160	2160.00	0.3240	SPA495	495.00	0.1336	SPA775	775.00	0.2092
SPZ2180	2180.00	0.3270	SPA510	510.00	0.1377	SPA782	782.00	0.2111
SPZ2187	2187.00	0.3280	SPA520	520.00	0.1404	SPA785	785.00	0.2119
SPZ2200	2200.00	0.3300	SPA530	530.00	0.1431	SPA800	800.00	0.2160
SPZ2240	2240.00	0.3360	SPA545	545.00	0.1471	SPA803	803.00	0.2168
SPZ2262	2262.00	0.3393	SPA570	570.00	0.1539	SPA807	807.00	0.2178
SPZ2280	2280.00	0.3420	SPA580	580.00	0.1566	SPA810	810.00	0.2187
SPZ2282	2282.00	0.3423	SPA595	595.00	0.1606	SPA820	820.00	0.2214
SPZ2287	2287.00	0.3430	SPA620	620.00	0.1674	SPA825	825.00	0.2227
SPZ2290	2290.00	0.3435	SPA630	630.00	0.1701	SPA832	832.00	0.2246
SPZ2300	2300.00	0.3450	SPA635	635.00	0.1714	SPA835	835.00	0.2254
SPZ2337	2337.00	0.3505	SPA645	645.00	0.1741	SPA850	850.00	0.2295
SPZ2360	2360.00	0.3540	SPA647	647.00	0.1746	SPA857	857.00	0.2313
SPZ2387	2387.00	0.3580	SPA657	657.00	0.1773	SPA860	860.00	0.2322
SPZ2400	2400.00	0.3600	SPA670	670.00	0.1809	SPA862	862.00	0.2327
SPZ2410	2410.00	0.3615	SPA685	685.00	0.1849	SPA875	875.00	0.2362
SPZ2413	2413.00	0.3619	SPA695	695.00	0.1876	SPA882	882.00	0.2381
SPZ2432	2432.00	0.3648	SPA700	700.00	0.1890	SPA885	885.00	0.2389
SPZ2437	2437.00	0.3655	SPA707	707.00	0.1908	SPA900	900.00	0.2430
SPZ2450	2450.00	0.3675	SPA710	710.00	0.1917	SPA907	907.00	0.2448
SPZ2487	2487.00	0.3730	SPA720	720.00	0.1944	SPA910	910.00	0.2457
SPZ2500	2500.00	0.3750	SPA725	725.00	0.1957	SPA920	920.00	0.2484
SPZ2540	2540.00	0.3810	SPA730	730.00	0.1971	SPA922	922.00	0.2489
SPZ2580	2580.00	0.3870	SPA732	732.00	0.1976	SPA925	925.00	0.2497
SPZ2585	2585.00	0.3877	SPA735	735.00	0.1984	SPA930	930.00	0.2511
SPZ2600	2600.00	0.3900	SPA742	742.00	0.2003	SPA932	932.00	0.2516
SPZ2637	2637.00	0.3955	SPA745	745.00	0.2011	SPA940	940.00	0.2538



Dura-Prime Metric



* SPA Section Top Width = 13mm
 * Pitch length in Millimeters
 * Weight in pounds

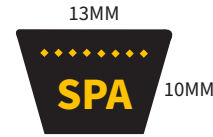
Item	Item	Item
SPA943	943.00	0.2546
SPA950	950.00	0.2565
SPA957	957.00	0.2583
SPA960	960.00	0.2592
SPA965	965.00	0.2605
SPA967	967.00	0.2610
SPA975	975.00	0.2632
SPA982	982.00	0.2651
SPA1000	1000.00	0.2700
SPA1007	1007.00	0.2718
SPA1015	1015.00	0.2740
SPA1020	1020.00	0.2754
SPA1025	1025.00	0.2767
SPA1026	1026.00	0.2770
SPA1030	1030.00	0.2781
SPA1032	1032.00	0.2786
SPA1040	1040.00	0.2808
SPA1042	1042.00	0.2813
SPA1050	1050.00	0.2835
SPA1057	1057.00	0.2853
SPA1060	1060.00	0.2862
SPA1065	1065.00	0.2875
SPA1075	1075.00	0.2902
SPA1082	1082.00	0.2921
SPA1090	1090.00	0.2943
SPA1092	1092.00	0.2948
SPA1100	1100.00	0.2970
SPA1107	1107.00	0.2988
SPA1120	1120.00	0.3024
SPA1125	1125.00	0.3037
SPA1127	1127.00	0.3042
SPA1132	1132.00	0.3056
SPA1150	1150.00	0.3105
SPA1157	1157.00	0.3123
SPA1175	1175.00	0.3172
SPA1180	1180.00	0.3186
SPA1182	1182.00	0.3191
SPA1185	1185.00	0.3199
SPA1187	1187.00	0.3204
SPA1200	1200.00	0.3240
SPA1205	1205.00	0.3253
SPA1207	1207.00	0.3258
SPA1210	1210.00	0.3267
SPA1220	1220.00	0.3294
SPA1225	1225.00	0.3307
SPA1232	1232.00	0.3326
SPA1235	1235.00	0.3334
SPA1250	1250.00	0.3375
SPA1257	1257.00	0.3393
SPA1262	1262.00	0.3407
SPA1264	1264.00	0.3412
SPA1272	1272.00	0.3434
SPA1275	1275.00	0.3442
SPA1280	1280.00	0.3456
SPA1282	1282.00	0.3461
SPA1285	1285.00	0.3469
SPA1295	1295.00	0.3496
SPA1300	1300.00	0.3510
SPA1307	1307.00	0.3528
SPA1320	1320.00	0.3564
SPA1325	1325.00	0.3577
SPA1332	1332.00	0.3596
SPA1337	1337.00	0.3609
SPA1340	1340.00	0.3618
SPA1350	1350.00	0.3645
SPA1357	1357.00	0.3663
SPA1360	1360.00	0.3672
SPA1367	1367.00	0.3690
SPA1375	1375.00	0.3712
SPA1382	1382.00	0.3731
SPA1385	1385.00	0.3739
SPA1400	1400.00	0.3780
SPA1407	1407.00	0.3798
SPA1410	1410.00	0.3807
SPA1423	1423.00	0.3842
SPA1425	1425.00	0.3847
SPA1430	1430.00	0.3861
SPA1432	1432.00	0.3866
SPA1450	1450.00	0.3915
SPA1457	1457.00	0.3933
SPA1475	1475.00	0.3982
SPA1482	1482.00	0.4001
SPA1485	1485.00	0.4009
SPA1500	1500.00	0.4050
SPA1507	1507.00	0.4068
SPA1525	1525.00	0.4117
SPA1532	1532.00	0.4136
SPA1550	1550.00	0.4185
SPA1557	1557.00	0.4203
SPA1575	1575.00	0.4252
SPA1582	1582.00	0.4271
SPA1600	1600.00	0.4320
SPA1607	1607.00	0.4338
SPA1617	1617.00	0.4365
SPA1625	1625.00	0.4387
SPA1630	1630.00	0.4401
SPA1632	1632.00	0.4406
SPA1650	1650.00	0.4455
SPA1657	1657.00	0.4473



Dura-Prime Metric



* SPA Section Top Width = 13mm
 * Pitch length in Millimeters
 * Weight in pounds



SPA

Item	Item	Item
SPA1662	SPA1962	SPA2232
SPA1675	SPA1966	SPA2240
SPA1680	SPA1982	SPA2250
SPA1682	SPA1983	SPA2260
SPA1700	SPA2000	SPA2282
SPA1707	SPA2016	SPA2300
SPA1725	SPA2020	SPA2307
SPA1732	SPA2032	SPA2320
SPA1750	SPA2040	SPA2330
SPA1757	SPA2042	SPA2332
SPA1760	SPA2050	SPA2350
SPA1767	SPA2057	SPA2357
SPA1775	SPA2060	SPA2360
SPA1782	SPA2067	SPA2373
SPA1785	SPA2075	SPA2382
SPA1800	SPA2082	SPA2400
SPA1807	SPA2100	SPA2407
SPA1825	SPA2120	SPA2410
SPA1832	SPA2125	SPA2430
SPA1837	SPA2132	SPA2432
SPA1850	SPA2140	SPA2450
SPA1857	SPA2146	SPA2475
SPA1862	SPA2150	SPA2482
SPA1865	SPA2157	SPA2500
SPA1875	SPA2160	SPA2532
SPA1882	SPA2166	SPA2550
SPA1900	SPA2175	SPA2568
SPA1907	SPA2180	SPA2580
SPA1925	SPA2182	SPA2582
SPA1932	SPA2200	SPA2600
SPA1937	SPA2207	SPA2607
SPA1950	SPA2227	SPA2630
SPA1957	SPA2230	SPA2632



Dura-Prime Metric



- * SPA Section Top Width = 13mm
- * SPB Section Top Width = 17mm
- * Pitch length in Millimeters

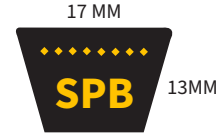
Item			Item			Item		
SPA2650	2650.00	0.7155	SPB1550	1550.00	0.7440	SPB2131	2131.00	1.0228
SPA2682	2682.00	0.7241	SPB1553	1553.00	0.7454	SPB2137	2137.00	1.0257
SPA2700	2700.00	0.7290	SPB1578	1578.00	0.7574	SPB2140	2140.00	1.0272
SPA2720	2720.00	0.7344	SPB1590	1590.00	0.7632	SPB2150	2150.00	1.0320
SPA2725	2725.00	0.7357	SPB1600	1600.00	0.7680	SPB2180	2180.00	1.0464
SPB Series			SPB1627	1627.00	0.7809	SPB2187	2187.00	1.0497
			SPB1650	1650.00	0.7920	SPB2200	2200.00	1.0560
			SPB1690	1690.00	0.8112	SPB2240	2240.00	1.0752
			SPB1700	1700.00	0.8160	SPB2250	2250.00	1.0800
SPB1150	1150.00	0.5520	SPB1725	1725.00	0.8280	SPB2264	2264.00	1.0867
SPB1180	1180.00	0.5664	SPB1750	1750.00	0.8400	SPB2275	2275.00	1.0920
SPB1200	1200.00	0.5760	SPB1775	1775.00	0.8520	SPB2280	2280.00	1.0944
SPB1237	1237.00	0.5937	SPB1778	1778.00	0.8534	SPB2300	2300.00	1.1040
SPB1250	1250.00	0.6000	SPB1800	1800.00	0.8640	SPB2310	2310.00	1.1088
SPB1260	1260.00	0.6048	SPB1825	1825.00	0.8760	SPB2320	2320.00	1.1136
SPB1280	1280.00	0.6144	SPB1850	1850.00	0.8880	SPB2330	2330.00	1.1184
SPB1300	1300.00	0.6240	SPB1860	1860.00	0.8928	SPB2350	2350.00	1.1280
SPB1320	1320.00	0.6336	SPB1875	1875.00	0.9000	SPB2360	2360.00	1.1328
SPB1340	1340.00	0.6432	SPB1885	1885.00	0.9048	SPB2390	2390.00	1.1472
SPB1350	1350.00	0.6480	SPB1900	1900.00	0.9120	SPB2391	2391.00	1.1476
SPB1360	1360.00	0.6528	SPB1950	1950.00	0.9360	SPB2400	2400.00	1.1520
SPB1375	1375.00	0.6600	SPB2000	2000.00	0.9600	SPB2410	2410.00	1.1568
SPB1400	1400.00	0.6720	SPB2020	2020.00	0.9696	SPB2425	2425.00	1.1640
SPB1410	1410.00	0.6768	SPB2025	2025.00	0.9720	SPB2430	2430.00	1.1664
SPB1425	1425.00	0.6840	SPB2030	2030.00	0.9744	SPB2450	2450.00	1.1760
SPB1440	1440.00	0.6912	SPB2050	2050.00	0.9840	SPB2473	2473.00	1.1870
SPB1450	1450.00	0.6960	SPB2060	2060.00	0.9888	SPB2500	2500.00	1.2000
SPB1472	1472.00	0.7065	SPB2075	2075.00	0.9960	SPB2518	2518.00	1.2086
SPB1475	1475.00	0.7080	SPB2098	2098.00	1.0070	SPB2522	2522.00	1.2105
SPB1500	1500.00	0.7200	SPB2100	2100.00	1.0080	SPB2530	2530.00	1.2144
SPB1510	1510.00	0.7248	SPB2108	2108.00	1.0118	SPB2550	2550.00	1.2240
SPB1525	1525.00	0.7320	SPB2120	2120.00	1.0176	SPB2575	2575.00	1.2360
SPB1527	1527.00	0.7329	SPB2125	2125.00	1.0200	SPB2580	2580.00	1.2384

SPB

Dura-Prime Metric



- * SPB Section Top Width = 17mm
- * Pitch length in Millimeters
- * Weight in pounds

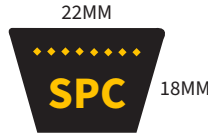


SPB

Item			Item			Item		
SPB2600	2600.00	1.2480	SPB3280	3280.00	1.5744	SPB4100	4100.00	1.9680
SPB2640	2640.00	1.2672	SPB3300	3300.00	1.5840	SPB4120	4120.00	1.9776
SPB2650	2650.00	1.2720	SPB3320	3320.00	1.5936	SPB4150	4150.00	1.9920
SPB2670	2670.00	1.2816	SPB3325	3325.00	1.5960	SPB4200	4200.00	2.0160
SPB2680	2680.00	1.2864	SPB3328	3328.00	1.5974	SPB4250	4250.00	2.0400
SPB2690	2690.00	1.2912	SPB3340	3340.00	1.6032	SPB4260	4260.00	2.0448
SPB2700	2700.00	1.2960	SPB3350	3350.00	1.6080	SPB4296	4296.00	2.0620
SPB2720	2720.00	1.3056	SPB3400	3400.00	1.6320	SPB4300	4300.00	2.0640
SPB2730	2730.00	1.3104	SPB3412	3412.00	1.6377	SPB4310	4310.00	2.0688
SPB2750	2750.00	1.3200	SPB3425	3425.00	1.6440	SPB4318	4318.00	2.0726
SPB2760	2760.00	1.3248	SPB3450	3450.00	1.6560	SPB4350	4350.00	2.0880
SPB2772	2772.00	1.3305	SPB3500	3500.00	1.6800	SPB4370	4370.00	2.0976
SPB2780	2780.00	1.3344	SPB3525	3525.00	1.6920	SPB4500	4500.00	2.1600
SPB2800	2800.00	1.3440	SPB3550	3550.00	1.7040	SPB4550	4550.00	2.1840
SPB2820	2820.00	1.3536	SPB3600	3600.00	1.7280	SPB4560	4560.00	2.1888
SPB2840	2840.00	1.3632	SPB3650	3650.00	1.7520	SPB4600	4600.00	2.2080
SPB2850	2850.00	1.3680	SPB3675	3675.00	1.7640	SPB4620	4620.00	2.2176
SPB2900	2900.00	1.3920	SPB3700	3700.00	1.7760	SPB4650	4650.00	2.2320
SPB2932	2932.00	1.4073	SPB3730	3730.00	1.7904	SPB4700	4700.00	2.2560
SPB2950	2950.00	1.4160	SPB3750	3750.00	1.8000	SPB4720	4720.00	2.2656
SPB2975	2975.00	1.4280	SPB3770	3770.00	1.8096	SPB4750	4750.00	2.2800
SPB2990	2990.00	1.4352	SPB3800	3800.00	1.8240	SPB4820	4820.00	2.3136
SPB3000	3000.00	1.4400	SPB3825	3825.00	1.8360	SPB4842	4842.00	2.3241
SPB3070	3070.00	1.4736	SPB3850	3850.00	1.8480	SPB4850	4850.00	2.3280
SPB3100	3100.00	1.4880	SPB3870	3870.00	1.8576	SPB4870	4870.00	2.3376
SPB3150	3150.00	1.5120	SPB3875	3875.00	1.8600	SPB4900	4900.00	2.3520
SPB3170	3170.00	1.5216	SPB3925	3925.00	1.8840	SPB4950	4950.00	2.3760
SPB3175	3175.00	1.5240	SPB3950	3950.00	1.8960	SPB5000	5000.00	2.4000
SPB3200	3200.00	1.5360	SPB3970	3970.00	1.9056	SPB5058	5058.00	2.4278
SPB3225	3225.00	1.5480	SPB3975	3975.00	1.9080	SPB5070	5070.00	2.4336
SPB3238	3238.00	1.5542	SPB4000	4000.00	1.9200	SPB5200	5200.00	2.4960
SPB3250	3250.00	1.5600	SPB4050	4050.00	1.9440	SPB5300	5300.00	2.5440
SPB3275	3275.00	1.5720	SPB4060	4060.00	1.9488	SPB5340	5340.00	2.5632



Dura-Prime Metric



* SPC Section Top Width = 22mm
 * Pitch length in Millimeters
 * Weight in pounds

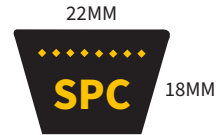
Item	Item	Item
SPC1000	SPC3000	SPC4000
SPC1700	SPC3050	SPC4050
SPC1750	SPC3100	SPC4100
SPC1800	SPC3150	SPC4150
SPC1900	SPC3200	SPC4200
SPC2000	SPC3220	SPC4250
SPC2060	SPC3250	SPC4300
SPC2087	SPC3260	SPC4350
SPC2120	SPC3320	SPC4370
SPC2240	SPC3350	SPC4380
SPC2280	SPC3375	SPC4400
SPC2300	SPC3400	SPC4420
SPC2335	SPC3420	SPC4445
SPC2350	SPC3430	SPC4450
SPC2360	SPC3450	SPC4500
SPC2400	SPC3500	SPC4530
SPC2413	SPC3520	SPC4600
SPC2445	SPC3550	SPC4650
SPC2500	SPC3600	SPC4720
SPC2530	SPC3620	SPC4750
SPC2550	SPC3650	SPC4800
SPC2580	SPC3670	SPC4850
SPC2600	SPC3700	SPC4900
SPC2650	SPC3750	SPC4970
SPC2700	SPC3770	SPC5000
SPC2720	SPC3775	SPC5030
SPC2750	SPC3800	SPC5070
SPC2770	SPC3810	SPC5100
SPC2800	SPC3850	SPC5125
SPC2840	SPC3900	SPC5200
SPC2850	SPC3925	SPC5300
SPC2900	SPC3950	SPC5330
SPC2950	SPC3970	SPC5400



Dura-Prime Metric



- * SPC Section Top Width = 22mm
- * Pitch length in Millimeters
- * Weight in pounds


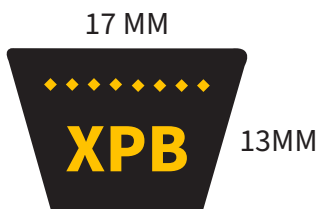

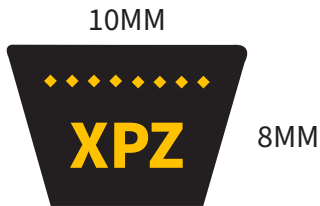


SPC

Item			Item	Item
SPC5450	5450.00	4.3600		
SPC5500	5500.00	4.4000		
SPC5600	5600.00	4.4800		
SPC5700	5700.00	4.5600		
SPC5750	5750.00	4.6000		
SPC5800	5800.00	4.6400		
SPC5900	5900.00	4.7200		
SPC6000	6000.00	4.8000		
SPC6200	6200.00	4.9600		
SPC6300	6300.00	5.0400		
SPC6480	6480.00	5.1840		
SPC6500	6500.00	5.2000		
SPC6600	6600.00	5.2800		
SPC6700	6700.00	5.3600		
SPC6875	6875.00	5.5000		
SPC7000	7000.00	5.6000		
SPC7100	7100.00	5.6800		
SPC7130	7130.00	5.7040		
SPC7300	7300.00	5.8400		
SPC7450	7450.00	5.9600		
SPC7500	7500.00	6.0000		
SPC8000	8000.00	6.4000		
SPC8200	8200.00	6.5600		
SPC8250	8250.00	6.6000		
SPC8500	8500.00	6.8000		
SPC8750	8750.00	7.0000		
SPC8950	8950.00	7.1600		
SPC9000	9000.00	7.2000		
SPC9500	9500.00	7.6000		
SPC10000	10000.00	8.0000		
SPC10600	10600.00	8.4800		
SPC11200	11200.00	8.9600		
SPC11800	11800.00	9.4400		




Dura-Extreme Metric



D&D DURA-EXTREME METRIC belts meet or exceed USA RMA published ratings levels. They are manufactured to perform at identical or higher levels than all major US manufacturer's belts of the same type.

DURA-EXTREME METRIC belts are single, raw edge, cogged belts that give extreme belt performance. They are manufactured using high performance components. The lower compression section is made of fiber reinforced synthetic rubber compound. It is specifically manufactured for durable wear resistance, cool running, high heat and oil resistance, flexibility, and has been proven by thousands of hours of customer use.

DURA-EXTREME METRIC Belts are recommended for any metric application with smaller diameter pulleys.



Dura-Extreme Metric



* XPZ Section Top Width = 10mm
 * Pitch length in Millimeters
 * Weight in pounds



XPZ

Item	Item	Item
XPZ562	XPZ787	XPZ952
XPZ587	XPZ800	XPZ957
XPZ590	XPZ812	XPZ960
XPZ600	XPZ820	XPZ962
XPZ604	XPZ825	XPZ967
XPZ610	XPZ830	XPZ975
XPZ612	XPZ833	XPZ980
XPZ630	XPZ835	XPZ982
XPZ637	XPZ837	XPZ987
XPZ640	XPZ850	XPZ992
XPZ650	XPZ851	XPZ994
XPZ655	XPZ852	XPZ1000
XPZ660	XPZ860	XPZ1005
XPZ662	XPZ862	XPZ1010
XPZ665	XPZ875	XPZ1012
XPZ670	XPZ880	XPZ1017
XPZ672	XPZ885	XPZ1024
XPZ677	XPZ887	XPZ1030
XPZ682	XPZ892	XPZ1037
XPZ687	XPZ897	XPZ1047
XPZ690	XPZ900	XPZ1057
XPZ697	XPZ905	XPZ1060
XPZ710	XPZ907	XPZ1062
XPZ722	XPZ910	XPZ1077
XPZ730	XPZ912	XPZ1080
XPZ737	XPZ922	XPZ1087
XPZ750	XPZ925	XPZ1090
XPZ758	XPZ927	XPZ1100
XPZ760	XPZ930	XPZ1110
XPZ762	XPZ937	XPZ1112
XPZ772	XPZ940	XPZ1120
XPZ777	XPZ947	XPZ1137
XPZ780	XPZ950	XPZ1140



Dura-Extreme Metric



* XPZ Section Top Width = 10mm
 * Pitch length in Millimeters
 * Weight in pounds

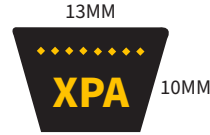
Item	Item	Item
XPZ1150	XPZ1380	XPZ1712
XPZ1160	XPZ1387	XPZ1737
XPZ1162	XPZ1400	XPZ1750
XPZ1171	XPZ1412	XPZ1762
XPZ1177	XPZ1420	XPZ1787
XPZ1180	XPZ1430	XPZ1800
XPZ1187	XPZ1437	XPZ1812
XPZ1200	XPZ1450	XPZ1837
XPZ1202	XPZ1462	XPZ1850
XPZ1210	XPZ1470	XPZ1862
XPZ1212	XPZ1480	XPZ1867
XPZ1220	XPZ1487	XPZ1887
XPZ1222	XPZ1500	XPZ1900
XPZ1227	XPZ1512	XPZ1937
XPZ1230	XPZ1520	XPZ1950
XPZ1237	XPZ1527	XPZ1962
XPZ1250	XPZ1530	XPZ1987
XPZ1262	XPZ1537	XPZ2000
XPZ1270	XPZ1550	XPZ2030
XPZ1280	XPZ1560	XPZ2037
XPZ1282	XPZ1562	XPZ2062
XPZ1287	XPZ1573	XPZ2087
XPZ1300	XPZ1580	XPZ2120
XPZ1312	XPZ1587	XPZ2137
XPZ1320	XPZ1600	XPZ2150
XPZ1327	XPZ1612	XPZ2160
XPZ1337	XPZ1630	XPZ2187
XPZ1340	XPZ1637	XPZ2240
XPZ1345	XPZ1650	XPZ2280
XPZ1347	XPZ1662	XPZ2287
XPZ1350	XPZ1680	XPZ2300
XPZ1360	XPZ1687	XPZ2360
XPZ1362	XPZ1700	XPZ2410

XPZ

Dura-Extreme Metric



* XPA Section Top Width = 13mm
 * Pitch length in Millimeters
 * Weight in pounds

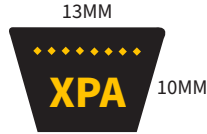


XPA

Item	Item	Item
XPA530	XPA850	XPA1042
XPA590	XPA857	XPA1050
XPA610	XPA860	XPA1057
XPA630	XPA862	XPA1060
XPA640	XPA872	XPA1080
XPA647	XPA880	XPA1082
XPA660	XPA882	XPA1090
XPA670	XPA885	XPA1100
XPA682	XPA892	XPA1107
XPA690	XPA897	XPA1120
XPA707	XPA900	XPA1125
XPA710	XPA907	XPA1127
XPA730	XPA910	XPA1132
XPA732	XPA912	XPA1140
XPA735	XPA922	XPA1150
XPA742	XPA925	XPA1157
XPA750	XPA930	XPA1180
XPA757	XPA932	XPA1182
XPA760	XPA937	XPA1200
XPA762	XPA950	XPA1207
XPA767	XPA957	XPA1210
XPA772	XPA960	XPA1215
XPA780	XPA962	XPA1220
XPA782	XPA967	XPA1230
XPA800	XPA969	XPA1232
XPA803	XPA975	XPA1235
XPA807	XPA980	XPA1250
XPA812	XPA982	XPA1257
XPA817	XPA1000	XPA1270
XPA820	XPA1007	XPA1272
XPA822	XPA1012	XPA1280
XPA830	XPA1030	XPA1282
XPA832	XPA1032	XPA1295



Dura-Extreme Metric



* XPA Section Top Width = 13mm
 * Pitch length in Millimeters
 * Weight in pounds

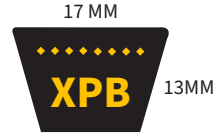
Item			Item			Item		
XPA1300	1300.00	0.3510	XPA1570	1570.00	0.4239	XPA1907	1907.00	0.5148
XPA1307	1307.00	0.3528	XPA1580	1580.00	0.4266	XPA1932	1932.00	0.5216
XPA1320	1320.00	0.3564	XPA1582	1582.00	0.4271	XPA1950	1950.00	0.5265
XPA1332	1332.00	0.3596	XPA1600	1600.00	0.4320	XPA1957	1957.00	0.5283
XPA1340	1340.00	0.3618	XPA1607	1607.00	0.4338	XPA1982	1982.00	0.5351
XPA1350	1350.00	0.3645	XPA1617	1617.00	0.4365	XPA2000	2000.00	0.5400
XPA1357	1357.00	0.3663	XPA1620	1620.00	0.4374	XPA2032	2032.00	0.5486
XPA1360	1360.00	0.3672	XPA1630	1630.00	0.4401	XPA2057	2057.00	0.5553
XPA1367	1367.00	0.3690	XPA1632	1632.00	0.4406	XPA2060	2060.00	0.5562
XPA1375	1375.00	0.3712	XPA1637	1637.00	0.4419	XPA2082	2082.00	0.5621
XPA1380	1380.00	0.3726	XPA1650	1650.00	0.4455	XPA2100	2100.00	0.5670
XPA1382	1382.00	0.3731	XPA1657	1657.00	0.4473	XPA2120	2120.00	0.5724
XPA1385	1385.00	0.3739	XPA1662	1662.00	0.4487	XPA2132	2132.00	0.5756
XPA1400	1400.00	0.3780	XPA1675	1675.00	0.4522	XPA2157	2157.00	0.5823
XPA1407	1407.00	0.3798	XPA1680	1680.00	0.4536	XPA2160	2160.00	0.5832
XPA1410	1410.00	0.3807	XPA1682	1682.00	0.4541	XPA2180	2180.00	0.5886
XPA1420	1420.00	0.3834	XPA1700	1700.00	0.4590	XPA2182	2182.00	0.5891
XPA1425	1425.00	0.3847	XPA1707	1707.00	0.4608	XPA2200	2200.00	0.5940
XPA1430	1430.00	0.3861	XPA1715	1715.00	0.4630	XPA2207	2207.00	0.5958
XPA1432	1432.00	0.3866	XPA1732	1732.00	0.4676	XPA2227	2227.00	0.6012
XPA1450	1450.00	0.3915	XPA1750	1750.00	0.4725	XPA2232	2232.00	0.6026
XPA1457	1457.00	0.3933	XPA1757	1757.00	0.4743	XPA2240	2240.00	0.6048
XPA1480	1480.00	0.3996	XPA1775	1775.00	0.4792	XPA2260	2260.00	0.6102
XPA1482	1482.00	0.4001	XPA1782	1782.00	0.4811	XPA2282	2282.00	0.6161
XPA1485	1485.00	0.4009	XPA1785	1785.00	0.4819	XPA2300	2300.00	0.6210
XPA1500	1500.00	0.4050	XPA1800	1800.00	0.4860	XPA2307	2307.00	0.6228
XPA1507	1507.00	0.4068	XPA1807	1807.00	0.4878	XPA2310	2310.00	0.6237
XPA1515	1515.00	0.4090	XPA1832	1832.00	0.4946	XPA2330	2330.00	0.6291
XPA1525	1525.00	0.4117	XPA1837	1837.00	0.4959	XPA2332	2332.00	0.6296
XPA1530	1530.00	0.4131	XPA1850	1850.00	0.4995	XPA2360	2360.00	0.6372
XPA1532	1532.00	0.4136	XPA1857	1857.00	0.5013	XPA2373	2373.00	0.6407
XPA1550	1550.00	0.4185	XPA1882	1882.00	0.5081	XPA2382	2382.00	0.6431
XPA1557	1557.00	0.4203	XPA1900	1900.00	0.5130	XPA2407	2407.00	0.6498



Dura-Extreme Metric



- * XPA Section Top Width = 13mm
- * XPB Section Top Width = 17mm
- * Pitch length in Millimeters




XPB

Item			Item			Item		
XPA2410	2410.00	0.6507	XPB1550	1550.00	0.7440	XPB2280	2280.00	1.0944
XPA2430	2430.00	0.6561	XPB1560	1560.00	0.7488	XPB2285	2285.00	1.0968
XPA2432	2432.00	0.6566	XPB1590	1590.00	0.7632	XPB2290	2290.00	1.0992
XPA2475	2475.00	0.6682	XPB1600	1600.00	0.7680	XPB2300	2300.00	1.1040
XPA2482	2482.00	0.6701	XPB1620	1620.00	0.7776	XPB2310	2310.00	1.1088
XPA2500	2500.00	0.6750	XPB1627	1627.00	0.7809	XPB2320	2320.00	1.1136
XPA2532	2532.00	0.6836	XPB1644	1644.00	0.7891	XPB2330	2330.00	1.1184
XPA2550	2550.00	0.6885	XPB1650	1650.00	0.7920	XPB2350	2350.00	1.1280
XPA2568	2568.00	0.6933	XPB1690	1690.00	0.8112	XPB2360	2360.00	1.1328
XPA2582	2582.00	0.6971	XPB1700	1700.00	0.8160	XPB2390	2390.00	1.1472
XPB Series			XPB1750	1750.00	0.8400	XPB2391	2391.00	1.1476
			XPB1800	1800.00	0.8640	XPB2400	2400.00	1.1520
			XPB1830	1830.00	0.8784	XPB2410	2410.00	1.1568
XPB1000	1000.00	0.4800	XPB1850	1850.00	0.8880	XPB2425	2425.00	1.1640
XPB1150	1150.00	0.5520	XPB1900	1900.00	0.9120	XPB2430	2430.00	1.1664
XPB1200	1200.00	0.5760	XPB1900KIN	1900.00	0.9120	XPB2440	2440.00	1.1712
XPB1250	1250.00	0.6000	XPB1950	1950.00	0.9360	XPB2450	2450.00	1.1760
XPB1260	1260.00	0.6048	XPB1960	1960.00	0.9408	XPB2473	2473.00	1.1870
XPB1270	1270.00	0.6096	XPB1987	1987.00	0.9537	XPB2500	2500.00	1.2000
XPB1285	1285.00	0.6168	XPB2000	2000.00	0.9600	XPB2518	2518.00	1.2086
XPB1320	1320.00	0.6336	XPB2020	2020.00	0.9696	XPB2522	2522.00	1.2105
XPB1340	1340.00	0.6432	XPB2030	2030.00	0.9744	XPB2530	2530.00	1.2144
XPB1345	1345.00	0.6456	XPB2060	2060.00	0.9888	XPB2540	2540.00	1.2192
XPB1350	1350.00	0.6480	XPB2098	2098.00	1.0070	XPB2550	2550.00	1.2240
XPB1360	1360.00	0.6528	XPB2120	2120.00	1.0176	XPB2575	2575.00	1.2360
XPB1370	1370.00	0.6576	XPB2131	2131.00	1.0228	XPB2580	2580.00	1.2384
XPB1400	1400.00	0.6720	XPB2137	2137.00	1.0257	XPB2600	2600.00	1.2480
XPB1410	1410.00	0.6768	XPB2150	2150.00	1.0320	XPB2610	2610.00	1.2528
XPB1420	1420.00	0.6816	XPB2160	2160.00	1.0368	XPB2640	2640.00	1.2672
XPB1450	1450.00	0.6960	XPB2180	2180.00	1.0464	XPB2650	2650.00	1.2720
XPB1500	1500.00	0.7200	XPB2200	2200.00	1.0560	XPB2670	2670.00	1.2816
XPB1510	1510.00	0.7248	XPB2240	2240.00	1.0752	XPB2680	2680.00	1.2864
XPB1525	1525.00	0.7320	XPB2264	2264.00	1.0867	XPB2690	2690.00	1.2912



Dura-Extreme Metric

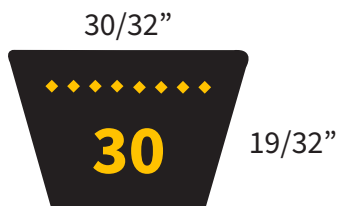
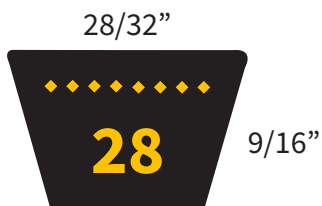
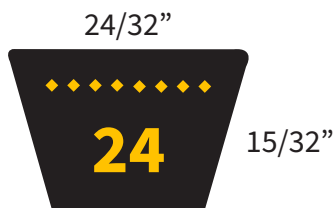
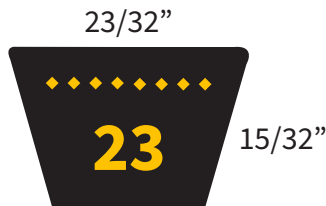
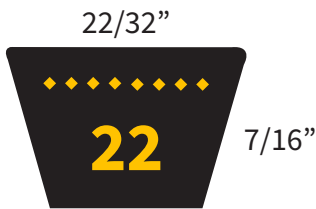
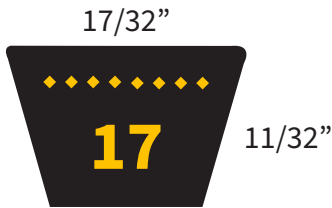
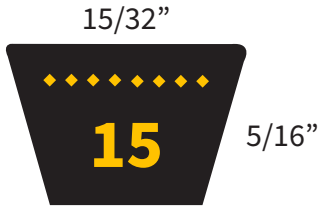


* XPB Section Top Width = 17mm
 * XPC Section Top Width = 22mm
 * Pitch length in Millimeters

Item			Item			Item		
XPB2700	2700.00	1.2960	XPB3675	3675.00	1.7640	XPC3150	3150.00	2.5200
XPB2720	2720.00	1.3056	XPB3700	3700.00	1.7760	XPC3200	3200.00	2.5600
XPB2730	2730.00	1.3104	XPB3750	3750.00	1.8000	XPC3220	3220.00	2.5760
XPB2740	2740.00	1.3152	XPB3770	3770.00	1.8096	XPC3320	3320.00	2.6560
XPB2750	2750.00	1.3200	XPB3800	3800.00	1.8240	XPC3350	3350.00	2.6800
XPB2800	2800.00	1.3440	XPC Series			XPC3375	3375.00	2.7000
XPB2820	2820.00	1.3536	XPC1800	1800.00	1.4400	XPC3420	3420.00	2.7360
XPB2840	2840.00	1.3632	XPC1900	1900.00	1.5200	XPC3430	3430.00	2.7440
XPB2900	2900.00	1.3920	XPC2000	2000.00	1.6000	XPC3450	3450.00	2.7600
XPB2920	2920.00	1.4016	XPC2120	2120.00	1.6960	XPC3500	3500.00	2.8000
XPB2990	2990.00	1.4352	XPC2150	2150.00	1.7200	XPC3520	3520.00	2.8160
XPB3000	3000.00	1.4400	XPC2240	2240.00	1.7920	XPC3550	3550.00	2.8400
XPB3070	3070.00	1.4736	XPC2280	2280.00	1.8240	XPC3600	3600.00	2.8800
XPB3100	3110.00	1.4928	XPC2335	2335.00	1.8680	XPC3620	3620.00	2.8960
XPB3110	3110.00	1.4928	XPC2360	2360.00	1.8880	XPC3670	3670.00	2.9360
XPB3150	3150.00	1.5120	XPC2400	2400.00	1.9200	XPC3700	3700.00	2.9600
XPB3170	3170.00	1.5216	XPC2413	2413.00	1.9304	XPC3750	3750.00	3.0000
XPB3175	3175.00	1.5240	XPC2445	2445.00	1.9560	XPC3770	3770.00	3.0160
XPB3180	3180.00	1.5264	XPC2500	2500.00	2.0000	XPC3800	3800.00	3.0400
XPB3200	3200.00	1.5360	XPC2550	2550.00	2.0400	XPC3810	3810.00	3.0480
XPB3238	3238.00	1.5542	XPC2580	2580.00	2.0640	XPC3970	3970.00	3.1760
XPB3250	3250.00	1.5600	XPC2600	2600.00	2.0800	XPC4000	4000.00	3.2000
XPB3280	3280.00	1.5744	XPC2650	2650.00	2.1200	XPC4050	4050.00	3.2400
XPB3328	3328.00	1.5974	XPC2700	2700.00	2.1600	XPC4100	4100.00	3.2800
XPB3340	3340.00	1.6032	XPC2720	2720.00	2.1760	XPC4200	4200.00	3.3600
XPB3350	3350.00	1.6080	XPC2750	2750.00	2.2000	XPC4250	4250.00	3.4000
XPB3400	3400.00	1.6320	XPC2770	2770.00	2.2160	XPC4300	4300.00	3.4400
XPB3412	3412.00	1.6377	XPC2800	2800.00	2.2400	XPC4350	4350.00	3.4800
XPB3425	3425.00	1.6440	XPC2840	2840.00	2.2720	XPC4380	4380.00	3.5040
XPB3450	3450.00	1.6560	XPC2900	2900.00	2.3200	XPC4400	4400.00	3.5200
XPB3500	3500.00	1.6800	XPC2950	2950.00	2.3600	XPC4420	4420.00	3.5360
XPB3550	3550.00	1.7040	XPC3000	3000.00	2.4000	XPC4445	4445.00	3.5560
XPB3650	3650.00	1.7520	XPC3050	3050.00	2.4400	XPC4450	4450.00	3.5600
			XPC3100	3100.00	2.4800			



Dura-Prime Auto Wedge



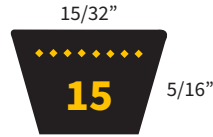
D&D DURA-PRIME AUTO WEDGE belts meet or exceed USA RMA published ratings levels. They are manufactured to perform at identical or higher levels than all major US manufacturer's belts of the same type.

DURA-PRIME AUTO WEDGE Belts are single, raw edge, cogged belts that give extreme belt performance. They are manufactured using high performance components. They are designed for efficient power transmission to the vehicle accessory. It is specifically manufactured for durable wear resistance, cool running, high heat and oil resistance, flexibility, and has been proven by thousands of hours of customer use.

All DURA-PRIME AUTO WEDGE Belts are manufactured using the latest in belt technology.



Dura-Prime Auto Wedge



* 15 Section Top Width = 15/32"
 * Effective length in Inches
 * Weight in pounds

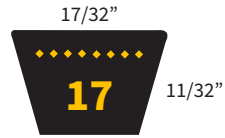
Item			Item			Item		
15215	22.07	0.1075	15355	36.07	0.1775	15460	46.57	0.2300
15225	23.07	0.1125	15358	36.37	0.1790	15465	47.07	0.2325
15230	23.57	0.1150	15360	36.57	0.1800	15470	47.57	0.2350
15235	24.07	0.1175	15365	37.07	0.1825	15472	47.77	0.2360
15240	24.57	0.1200	15370	37.57	0.1850	15474	47.97	0.2370
15245	25.07	0.1225	15375	38.07	0.1875	15475	48.07	0.2375
15250	25.57	0.1250	15380	38.57	0.1900	15480	48.57	0.2400
15255	26.07	0.1275	15381	38.67	0.1905	15483	48.87	0.2415
15260	26.57	0.1300	15385	39.07	0.1925	15485	49.07	0.2425
15265	27.07	0.1325	15388	39.37	0.1940	15490	49.57	0.2450
15270	27.57	0.1350	15390	39.57	0.1950	15495	50.07	0.2475
15274	27.97	0.1370	15395	40.07	0.1975	15500	50.57	0.2500
15275	28.07	0.1375	15400	40.57	0.2000	15505	51.07	0.2525
15280	28.57	0.1400	15405	41.07	0.2025	15508	51.37	0.2540
15285	29.07	0.1425	15410	41.57	0.2050	15510	51.57	0.2550
15290	29.57	0.1450	15415	42.07	0.2075	15512	51.77	0.2560
15295	30.07	0.1475	15417	42.27	0.2085	15515	52.07	0.2575
15298	30.37	0.1490	15418	42.37	0.2090	15516	52.17	0.2580
15300	30.57	0.1500	15420	42.57	0.2100	15520	52.57	0.2600
15304	30.97	0.1520	15423	42.87	0.2115	15525	53.07	0.2625
15305	31.07	0.1525	15425	43.07	0.2125	15530	53.57	0.2650
15310	31.57	0.1550	15430	43.57	0.2150	15535	54.07	0.2675
15312	31.77	0.1560	15431	43.67	0.2155	15540	54.57	0.2700
15315	32.07	0.1575	15435	44.07	0.2175	15541	54.67	0.2705
15320	32.57	0.1600	15436	44.17	0.2180	15545	55.07	0.2725
15325	33.07	0.1625	15440	44.57	0.2200	15550	55.57	0.2750
15328	33.37	0.1640	15441	44.67	0.2205	15555	56.07	0.2775
15330	33.57	0.1650	15442	44.77	0.2210	15556	56.17	0.2780
15335	34.07	0.1675	15445	45.07	0.2225	15560	56.57	0.2800
15340	34.57	0.1700	15446	45.17	0.2230	15565	57.07	0.2825
15345	35.07	0.1725	15448	45.37	0.2240	15570	57.57	0.2850
15348	35.37	0.1740	15450	45.57	0.2250	15571	57.67	0.2855
15350	35.57	0.1750	15455	46.07	0.2275	15575	58.07	0.2875



Dura-Prime Auto Wedge



- * 15 Section Top Width = 15/32"
- * 17 Section Top Width = 17/32"
- * Effective length in Inches

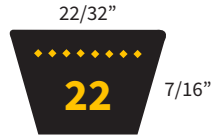


17

Item			Item			Item		
15580	58.57	0.2900	17313	31.57	0.1878	17430	43.27	0.2580
15585	59.07	0.2925	17315	31.77	0.1890	17435	43.77	0.2610
15590	59.57	0.2950	17319	32.17	0.1914	17440	44.27	0.2640
15595	60.07	0.2975	17320	32.27	0.1920	17441	44.37	0.2646
15597	60.27	0.2985	17325	32.77	0.1950	17443	44.57	0.2658
15600	60.57	0.3000	17330	33.27	0.1980	17445	44.77	0.2670
15603	60.87	0.3015	17331	33.37	0.1986	17447	44.97	0.2682
15605	61.07	0.3025	17335	33.77	0.2010	17448	45.07	0.2688
15610	61.57	0.3050	17340	34.27	0.2040	17450	45.27	0.2700
15612	61.77	0.3060	17341	34.37	0.2046	17451	45.37	0.2706
15615	62.07	0.3075	17343	34.57	0.2058	17453	45.57	0.2718
15619	62.47	0.3095	17345	34.77	0.2070	17455	45.77	0.2730
17 Series			17350	35.27	0.2100	17458	46.07	0.2748
			17355	35.77	0.2130	17460	46.27	0.2760
			17360	36.27	0.2160	17463	46.57	0.2778
17215	21.77	0.1290	17361	36.37	0.2166	17465	46.77	0.2790
17240	24.27	0.1440	17365	36.77	0.2190	17470	47.27	0.2820
17245	24.77	0.1470	17370	37.27	0.2220	17475	47.77	0.2850
17250	25.27	0.1500	17375	37.77	0.2250	17476	47.87	0.2856
17255	25.77	0.1530	17380	38.27	0.2280	17480	48.27	0.2880
17260	26.27	0.1560	17385	38.77	0.2310	17481	48.37	0.2886
17265	26.77	0.1590	17390	39.27	0.2340	17485	48.77	0.2910
17270	27.27	0.1620	17395	39.77	0.2370	17490	49.27	0.2940
17280	28.27	0.1680	17400	40.27	0.2400	17495	49.77	0.2970
17285	28.77	0.1710	17403	40.57	0.2418	17500	50.27	0.3000
17290	29.27	0.1740	17405	40.77	0.2430	17505	50.77	0.3030
17291	29.37	0.1746	17410	41.27	0.2460	17510	51.27	0.3060
17293	29.57	0.1758	17412	41.47	0.2472	17515	51.77	0.3090
17295	29.77	0.1770	17415	41.77	0.2490	17520	52.27	0.3120
17300	30.27	0.1800	17420	42.27	0.2520	17525	52.77	0.3150
17305	30.77	0.1830	17425	42.77	0.2550	17530	53.27	0.3180
17309	31.17	0.1854	17426	42.87	0.2556	17535	53.77	0.3210
17310	31.27	0.1860	17427	42.97	0.2562	17540	54.27	0.3240



Dura-Prime Auto Wedge



- * 17 Section Top Width = 17/32"
- * 22 Section Top Width = 22/32"
- * Effective length in Inches

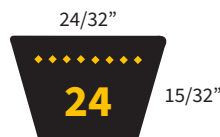
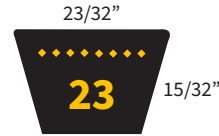
Item			Item			Item		
17543	54.57	0.3258	22300	30.64	0.3000	22458	46.44	0.4580
17545	54.77	0.3270	22320	32.64	0.3200	22460	46.64	0.4600
17548	55.07	0.3288	22325	33.14	0.3250	22463	46.94	0.4630
17550	55.27	0.3300	22330	33.64	0.3300	22465	47.14	0.4650
17555	55.77	0.3330	22335	34.14	0.3350	22470	47.64	0.4700
17560	56.27	0.3360	22340	34.64	0.3400	22475	48.14	0.4750
17565	56.77	0.3390	22345	35.14	0.3450	22480	48.64	0.4800
17570	57.27	0.3420	22350	35.64	0.3500	22482	48.84	0.4820
17575	57.77	0.3450	22353	35.94	0.3530	22490	49.64	0.4900
17580	58.27	0.3480	22355	36.14	0.3550	22495	50.14	0.4950
17585	58.77	0.3510	22360	36.64	0.3600	22500	50.64	0.5000
17590	59.27	0.3540	22365	37.14	0.3650	22505	51.14	0.5050
17595	59.77	0.3570	22370	37.64	0.3700	22510	51.64	0.5100
17600	60.27	0.3600	22373	37.94	0.3730	22515	52.14	0.5150
17605	60.77	0.3630	22380	38.64	0.3800	22520	52.64	0.5200
17610	61.27	0.3660	22385	39.14	0.3850	22525	53.14	0.5250
17615	61.77	0.3690	22390	39.64	0.3900	22528	53.44	0.5280
17620	62.27	0.3720	22395	40.14	0.3950	22530	53.64	0.5300
17625	62.77	0.3750	22400	40.64	0.4000	22535	54.14	0.5350
17630	63.27	0.3780	22485	40.64	0.4000	22540	54.64	0.5400
17635	63.77	0.3810	22405	41.14	0.4050	22545	55.14	0.5450
17640	64.27	0.3840	22410	41.64	0.4100	22550	55.64	0.5500
17645	64.77	0.3870	22414	42.04	0.4140	22555	56.14	0.5550
17650	65.27	0.3900	22415	42.14	0.4150	22560	56.64	0.5600
17655	65.77	0.3930	22420	42.64	0.4200	22570	57.64	0.5700
17660	66.27	0.3960	22425	43.14	0.4250	22575	58.14	0.5750
17665	66.77	0.3990	22430	43.64	0.4300	22580	58.64	0.5800
17670	67.27	0.4020	22435	44.14	0.4350	22583	58.94	0.5830
17675	67.77	0.4050	22440	44.64	0.4400	22585	59.14	0.5850
17680	68.27	0.4080	22445	45.14	0.4450	22590	59.64	0.5900
17690	69.27	0.4140	22450	45.64	0.4500	22595	60.14	0.5950
17700	70.27	0.4200	22454	46.04	0.4540	22600	60.64	0.6000
17710	71.27	0.4260	22455	46.14	0.4550	22605	61.14	0.6050



Dura-Prime Auto Wedge



- * 22 Section Top Width = 22/32"
- * 23 Section Top Width = 23/32"
- * 24 Section Top Width = 24/32"
- * Effective length in Inches
- * Weight in pounds



23 24

Item	Item	Item
22610 61.64 0.6100	23320 32.64 0.3200	24283 28.94 0.3396
22615 62.14 0.6150	23390 39.64 0.3900	24308 31.44 0.3696
22620 62.64 0.6200	23425 43.14 0.4250	24310 31.64 0.3720
22624 63.04 0.6240	23445 45.14 0.4450	24315 32.14 0.3780
22625 63.14 0.6250	23455 46.14 0.4550	24320 32.64 0.3840
22630 63.64 0.6300	23460 46.64 0.4600	24328 33.44 0.3936
22635 64.14 0.6350	23465 47.14 0.4650	24340 34.64 0.4080
22640 64.64 0.6400	23530 53.64 0.5300	24343 34.94 0.4116
22645 65.14 0.6450	23550 55.64 0.5500	24348 35.44 0.4176
22648 65.44 0.6480	23555 56.14 0.5550	24355 36.14 0.4260
22650 65.64 0.6500	23570 57.64 0.5700	24357 36.34 0.4284
22655 66.14 0.6550	23580 58.64 0.5800	24360 36.64 0.4320
22660 66.64 0.6600	23600 60.64 0.6000	24365 37.14 0.4380
22665 67.14 0.6650	23630 63.64 0.6300	24377 38.34 0.4524
22670 67.64 0.6700	23650 65.64 0.6500	24380 38.64 0.4560
22675 68.14 0.6750		24383 38.94 0.4596
22680 68.64 0.6800		24385 39.14 0.4620
22685 69.14 0.6850		24390 39.64 0.4680
22690 69.64 0.6900		24395 40.14 0.4740
		24400 40.64 0.4800
		24405 41.14 0.4860
		24407 41.34 0.4884
		24408 41.44 0.4896
		24410 41.64 0.4920
		24415 42.14 0.4980
		24420 42.64 0.5040
		24425 43.14 0.5100
		24430 43.64 0.5160
		24435 44.14 0.5220
		24438 44.44 0.5256
		24440 44.64 0.5280
		24445 45.14 0.5340
		24450 45.64 0.5400



Dura-Prime Auto Wedge



- * 24 Section Top Width = 24/32"
- * 28 Section Top Width = 28/32"
- * Effective length in Inches

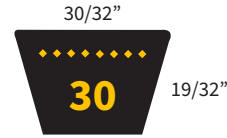
Item			Item			Item		
24455	46.14	0.5460	28320	32.64	0.4812	28485	49.14	0.7293
24458	46.44	0.5496	28335	34.14	0.5037	28490	49.64	0.7368
24460	46.64	0.5520	28340	34.64	0.5112	28495	50.14	0.7443
24465	47.14	0.5580	28345	35.14	0.5188	28497	50.34	0.7473
24470	47.64	0.5640	28350	35.64	0.5263	28498	50.44	0.7488
24480	48.64	0.5760	28370	37.64	0.5563	28500	50.64	0.7518
24485	49.14	0.5820	28375	38.14	0.5639	28503	50.94	0.7563
24490	49.64	0.5880	28380	38.64	0.5714	28510	51.64	0.7669
24495	50.14	0.5940	28390	39.64	0.5864	28515	52.14	0.7744
24500	50.64	0.6000	28395	40.14	0.5939	28520	52.64	0.7819
24505	51.14	0.6060	28400	40.64	0.6015	28525	53.14	0.7894
24520	52.64	0.6240	28403	40.94	0.6060	28530	53.64	0.7969
24525	53.14	0.6300	28405	41.14	0.6090	28535	54.14	0.8045
24530	53.64	0.6360	28410	41.64	0.6165	28540	54.64	0.8120
24535	54.14	0.6420	28415	42.14	0.6240	28550	55.64	0.8270
24540	54.64	0.6480	28420	42.64	0.6315	28555	56.14	0.8345
24545	55.14	0.6540	28423	42.94	0.6360	28557	56.34	0.8375
24560	56.64	0.6720	28425	43.14	0.6391	28560	56.64	0.8421
24565	57.14	0.6780	28429	43.54	0.6451	28565	57.14	0.8496
24570	57.64	0.6840	28430	43.64	0.6466	28570	57.64	0.8571
24575	58.14	0.6900	28435	44.14	0.6541	28575	58.14	0.8646
24580	58.64	0.6960	28437	44.34	0.6571	28580	58.64	0.8721
24595	60.14	0.7140	28440	44.64	0.6616	28585	59.14	0.8797
24600	60.64	0.7200	28445	45.14	0.6691	28590	59.64	0.8872
24605	61.14	0.7260	28450	45.64	0.6766	28600	60.64	0.9022
24610	61.64	0.7320	28455	46.14	0.6842	28605	61.14	0.9097
24620	62.64	0.7440	28460	46.64	0.6917	28610	61.64	0.9172
24625	63.14	0.7500	28465	47.14	0.6992	28615	62.14	0.9248
24630	63.64	0.7560	28467	47.34	0.7022	28620	62.64	0.9323
24640	64.64	0.7680	28470	47.64	0.7067	28623	62.94	0.9368
24645	65.14	0.7740	28473	47.94	0.7112	28625	63.14	0.9398
24650	65.64	0.7800	28475	48.14	0.7142	28630	63.64	0.9473
24655	66.14	0.7860	28480	48.64	0.7218	28633	63.94	0.9518



Dura-Prime Auto Wedge



- * 28 Section Top Width = 28/32"
- * 30 Section Top Width = 30/32"
- * 32 Section Top Width = 32/32"
- * Effective length in Inches



30 32

Item			Item			Item		
28635	64.14	0.9548	30204	20.99	0.3650	32410	41.59	0.9011
28640	64.64	0.9624	30410	41.59	0.7337	32425	43.09	0.9340
28655	66.14	0.9849	30415	42.09	0.7426	32430	43.59	0.9450
28657	66.34	0.9879	30640	64.59	1.1453	32435	44.09	0.9560
28660	66.64	0.9924	30655	66.09	1.1722	32450	45.59	0.9890
28665	67.14	1.0000	30660	66.59	1.1811	32455	46.09	1.0000
28670	67.64	1.0075	30725	73.09	1.2974	32460	46.59	1.0109
28673	67.94	1.0120	30730	73.59	1.3064	32465	47.09	1.0219
28685	69.14	1.0300	30750	75.59	1.3422	32470	47.59	1.0329
			30765	77.09	1.3690	32480	48.59	1.0549
			30795	80.09	1.4227	32485	49.09	1.0659
			30800	80.59	1.4317	32490	49.59	1.0769
			30805	81.09	1.4406	32495	50.09	1.0879
			30845	85.09	1.5122	32497	50.29	1.0923
						32504	50.99	1.1076
						32510	51.59	1.1208
						32515	52.09	1.1318
						32525	53.09	1.1538
						32540	54.59	1.1868
						32545	55.09	1.1978
						32550	55.59	1.2087
						32575	58.09	1.2637
						32590	59.59	1.2967
						32620	62.59	1.3626
						32625	63.09	1.3736
						32650	65.59	1.4285
						32670	67.59	1.4725
						32675	68.09	1.4835
						32710	71.59	1.5604
						32715	72.09	1.5714
						32750	75.59	1.6483
						32758	76.39	1.6659
						32770	77.59	1.6923







Dura-Prime VS

D&D DURA-PRIME VS belts meet or exceed USA RMA published ratings levels. They are manufactured to perform at identical or higher levels than all major US manufacturer's belts of the same type. The helically wound tensile cords are specially manufactured with, twisted, heat and chemically set, polyester material.

The rubber is a highly engineered synthetic rubber compound, specially compounded for cool running, crack resistance, and excellent bonding to the tensile cords. DURA-PRIME VS Belts are designed for industrial multi speed drives. All DURA-PRIME VS variable speed belts are manufactured using the latest in belt technology.





Dura-Prime VS



* VS Section Top Width = Varies
 * Outside length in Inches
 * Weight in pounds

Item			Item			Item		
1228V255	25.50	0.2500	1422V460	46.00	0.4940	1430V670	67.00	0.7196
1230V341	34.10	0.3343	1422V465	46.50	0.4994	1430V710	71.00	0.7625
1230V348	34.80	0.3411	1422V466	46.60	0.5005	1430V750	75.00	0.8055
1244V300	30.00	0.2941	1422V470	47.00	0.5048	1522V270	27.00	0.3500
1330V242	24.20	0.2600	1422V480	48.00	0.5155	1522V430	43.00	0.5574
1420V292	29.20	0.3136	1422V520	52.00	0.5585	1522V462	46.20	0.5988
1420V362	36.20	0.3888	1422V540	54.00	0.5800	1524V301	30.10	0.3901
1420V420	42.00	0.4511	1422V543	54.30	0.5832	1526V264	26.40	0.3422
1420V482	48.20	0.5177	1422V600	60.00	0.6444	1526V294	29.40	0.3811
1420V602	60.20	0.6465	1422V660	66.00	0.7088	1528V298	29.80	0.3862
1420V662	66.20	0.7110	1422V720	72.00	0.7733	1528V326	32.60	0.4225
1420V782	78.20	0.8399	1422V722	72.20	0.7754	1528V360	36.00	0.4666
1422V215	21.50	0.2309	1422V780	78.00	0.8377	1528V414	41.40	0.5366
1422V235	23.50	0.2524	1422V940	94.00	1.0096	1622V210	21.00	0.2722
1422V240	24.00	0.2577	1422V1000	100.00	1.0740	1622V270	27.00	0.3500
1422V242	24.20	0.2599	1426V298	29.80	0.3200	1622V297	29.70	0.3850
1422V256	25.60	0.2749	1426V299	29.90	0.3211	1622V307	30.70	0.3979
1422V266	26.60	0.2857	1426V328	32.80	0.3522	1622V336	33.60	0.4355
1422V270	27.00	0.2900	1426V362	36.20	0.3888	1622V517	51.70	0.6701
1422V272	27.20	0.2921	1430V215	21.50	0.2309	1622V520	52.00	0.6740
1422V290	29.00	0.3114	1430V315	31.50	0.3383	1622V630	63.00	0.8166
1422V298	29.80	0.3200	1430V335	33.50	0.3598	1626V210	21.00	0.2722
1422V300	30.00	0.3222	1430V355	35.50	0.3812	1626V218	21.80	0.2825
1422V302	30.20	0.3243	1430V375	37.50	0.4027	1626V262	26.20	0.3396
1422V330	33.00	0.3544	1430V400	40.00	0.4296	1626V290	29.00	0.3759
1422V332	33.20	0.3565	1430V425	42.50	0.4564	1626V293	29.30	0.3798
1422V340	34.00	0.3651	1430V450	45.00	0.4833	1626V294	29.40	0.3811
1422V360	36.00	0.3866	1430V475	47.50	0.5101	1626V304	30.40	0.3940
1422V400	40.00	0.4296	1430V500	50.00	0.5370	1626V305	30.50	0.3953
1422V403	40.30	0.4328	1430V530	53.00	0.5692	1626V330	33.00	0.4277
1422V420	42.00	0.4511	1430V560	56.00	0.6014	1626V332	33.20	0.4303
1422V423	42.30	0.4543	1430V600	60.00	0.6444	1626V339	33.90	0.4394
1422V440	44.00	0.4725	1430V630	63.00	0.6766	1626V341	34.10	0.4420

VS



Dura-Prime VS



* VS Section Top Width = Varies
 * Outside length in Inches
 * Weight in pounds

Item			Item			Item		
1626V356	35.60	0.4614	1822V207	20.70	0.3534	1922V363	36.30	0.7011
1626V380	38.00	0.4925	1822V289	28.90	0.4934	1922V365	36.50	0.7049
1626V384	38.40	0.4977	1822V290	29.00	0.4951	1922V380	38.00	0.7339
1626V386	38.60	0.5003	1822V320	32.00	0.5463	1922V381	38.10	0.7358
1626V395	39.50	0.5120	1822V328	32.80	0.5600	1922V386	38.60	0.7455
1626V398	39.80	0.5159	1822V329	32.90	0.5617	1922V387	38.70	0.7474
1626V411	41.10	0.5327	1822V551	55.10	0.9407	1922V390	39.00	0.7532
1626V414	41.40	0.5366	1822V590	59.00	1.0073	1922V403	40.30	0.7783
1626V428	42.80	0.5548	1822V629	62.90	1.0739	1922V408	40.80	0.7880
1626V440	44.00	0.5703	1826V250	25.00	0.4268	1922V417	41.70	0.8054
1626V441	44.10	0.5716	1828V368	36.80	0.6282	1922V420	42.00	0.8112
1626V455	45.50	0.5898	1828V370	37.00	0.6317	1922V426	42.60	0.8228
1626V458	45.80	0.5937	1832V338	33.80	0.5770	1922V427	42.70	0.8247
1626V513	51.30	0.6650	1918V278	27.80	0.5369	1922V433	43.30	0.8363
1626V515	51.50	0.6675	1918V420	42.00	0.8112	1922V443	44.30	0.8556
1626V517	51.70	0.6701	1921V721	72.10	1.3925	1922V444	44.40	0.8575
1626V597	59.70	0.7738	1922V240	24.00	0.4635	1922V454	45.40	0.8768
1626V601	60.10	0.7790	1922V250	25.00	0.4828	1922V455	45.50	0.8788
1626V604	60.40	0.7829	1922V256	25.60	0.4944	1922V460	46.00	0.8884
1626V606	60.60	0.7855	1922V258	25.80	0.4983	1922V481	48.10	0.9290
1626V653	65.30	0.8464	1922V277	27.70	0.5350	1922V484	48.40	0.9348
1626V658	65.80	0.8529	1922V282	28.20	0.5446	1922V486	48.60	0.9386
1626V661	66.10	0.8568	1922V284	28.40	0.5485	1922V507	50.70	0.9792
1626V700	70.00	0.9074	1922V292	29.20	0.5639	1922V526	52.60	1.0159
1626V702	70.20	0.9100	1922V298	29.80	0.5755	1922V527	52.70	1.0178
1628V210	21.00	0.2722	1922V300	30.00	0.5794	1922V536	53.60	1.0352
1628V315	31.50	0.4083	1922V302	30.20	0.5833	1922V544	54.40	1.0507
1628V321	32.10	0.4161	1922V321	32.10	0.6200	1922V545	54.50	1.0526
1628V815	81.50	1.0565	1922V324	32.40	0.6257	1922V554	55.40	1.0700
1632V210	21.00	0.2722	1922V332	33.20	0.6412	1922V604	60.40	1.1666
1632V219	21.90	0.2838	1922V333	33.30	0.6431	1922V606	60.60	1.1704
1632V220	22.00	0.2851	1922V338	33.80	0.6528	1922V630	63.00	1.2168
1632V250	25.00	0.3240	1922V341	34.10	0.6586	1922V636	63.60	1.2284

VS



Dura-Prime VS




* VS Section Top Width = Varies
 * Outside length in Inches
 * Weight in pounds

Item			Item			Item		
1922V646	64.60	1.2477	1926V276	27.60	0.5330	1926V752	75.20	1.4524
1922V648	64.80	1.2515	1926V333	33.30	0.6431	1926V801	80.10	1.5471
1922V651	65.10	1.2573	1926V356	35.60	0.6876	1930V215	21.50	0.4152
1922V666	66.60	1.2863	1926V366	36.60	0.7069	1930V355	35.50	0.6856
1922V669	66.90	1.2921	1926V367	36.70	0.7088	1930V366	36.60	0.7069
1922V686	68.60	1.3249	1926V376	37.60	0.7262	1930V375	37.50	0.7242
1922V687	68.70	1.3269	1926V379	37.90	0.7320	1930V400	40.00	0.7725
1922V706	70.60	1.3636	1926V380	38.00	0.7339	1930V425	42.50	0.8208
1922V707	70.70	1.3655	1926V382	38.20	0.7378	1930V426	42.60	0.8228
1922V721	72.10	1.3925	1926V390	39.00	0.7532	1930V431	43.10	0.8324
1922V726	72.60	1.4022	1926V400	40.00	0.7725	1930V450	45.00	0.8691
1922V751	75.10	1.4505	1926V402	40.20	0.7764	1930V475	47.50	0.9174
1922V752	75.20	1.4524	1926V407	40.70	0.7861	1930V485	48.50	0.9367
1922V756	75.60	1.4601	1926V415	41.50	0.8015	1930V491	49.10	0.9483
1922V758	75.80	1.4640	1926V420	42.00	0.8112	1930V500	50.00	0.9657
1922V806	80.60	1.5567	1926V427	42.70	0.8247	1930V530	53.00	1.0236
1922V846	84.60	1.6340	1926V432	43.20	0.8343	1930V541	54.10	1.0449
1922V891	89.10	1.7209	1926V451	45.10	0.8710	1930V544	54.40	1.0507
1922V966	96.60	1.8657	1926V460	46.00	0.8884	1930V560	56.00	1.0816
1922V1006	100.60	1.9430	1926V476	47.60	0.9193	1930V585	58.50	1.1299
1922V1026	102.60	1.9816	1926V492	49.20	0.9502	1930V591	59.10	1.1414
1922V1070	107.00	2.0666	1926V501	50.10	0.9676	1930V600	60.00	1.1588
1922V1146	114.60	2.2134	1926V507	50.70	0.9792	1930V630	63.00	1.2168
1922V1200	120.00	2.3177	1926V531	53.10	1.0256	1930V640	64.00	1.2361
1922V1260	126.00	2.4336	1926V542	54.20	1.0468	1930V641	64.10	1.2380
1922V1276	127.60	2.4645	1926V545	54.50	1.0526	1930V670	67.00	1.2940
1922V1320	132.00	2.5495	1926V561	56.10	1.0835	1930V690	69.00	1.3327
1922V1406	140.60	2.7156	1926V592	59.20	1.1434	1930V691	69.10	1.3346
1926V242	24.20	0.4674	1926V601	60.10	1.1608	1930V710	71.00	1.3713
1926V249	24.90	0.4809	1926V631	63.10	1.2187	1930V750	75.00	1.4485
1926V250	25.00	0.4828	1926V671	67.10	1.2960	1930V790	79.00	1.5258
1926V252	25.20	0.4867	1926V692	69.20	1.3365	1930V791	79.10	1.5277
1926V275	27.50	0.5311	1926V721	72.10	1.3925	1930V800	80.00	1.5451

VS



Dura-Prime VS



* VS Section Top Width = Varies
 * Outside length in Inches
 * Weight in pounds

Item			Item			Item		
1930V850	85.00	1.6417	2126V365	36.50	0.9193	2322V372	37.20	0.9951
1930V890	89.00	1.7190	2126V367	36.70	0.9243	2322V373	37.30	0.9977
1930V891	89.10	1.7209	2126V377	37.70	0.9495	2322V384	38.40	1.0272
1930V900	90.00	1.7383	2126V468	46.80	1.1787	2322V396	39.60	1.0593
1930V950	95.00	1.8348	2130V374	37.40	0.0000	2322V397	39.70	1.0619
1930V990	99.00	1.9121	2222V307	30.70	0.7732	2322V399	39.90	1.0673
1930V991	99.10	1.9140	2226V276	27.60	0.6951	2322V421	42.10	1.1261
1930V1000	100.00	1.9314	2226V307	30.70	0.7732	2322V422	42.20	1.1288
1930V1060	106.00	2.0473	2230V266	26.60	0.6700	2322V426	42.60	1.1395
1930V1090	109.00	2.1052	2230V270	27.00	0.6800	2322V434	43.40	1.1609
1930V1091	109.10	2.1072	2230V273	27.30	0.6876	2322V435	43.50	1.1636
1930V1120	112.00	2.1632	2230V275	27.50	0.6926	2322V441	44.10	1.1797
1930V1180	118.00	2.2791	2230V276	27.60	0.6951	2322V444	44.40	1.1877
1930V1190	119.00	2.2984	2230V277	27.70	0.6977	2322V461	46.10	1.2332
1930V1191	119.10	2.3003	2230V285	28.50	0.7178	2322V480	48.00	1.2840
1934V371	37.10	0.7165	2230V326	32.60	0.8211	2322V481	48.10	1.2867
1936V365	36.50	0.7049	2230V345	34.50	0.8689	2322V485	48.50	1.2974
2026V422	42.20	1.0629	2230V375	37.50	0.9445	2322V486	48.60	1.3000
2026V425	42.50	1.0704	2230V377	37.70	0.9495	2322V491	49.10	1.3134
2026V445	44.50	1.1208	2230V422	42.20	1.0629	2322V521	52.10	1.3937
2026V474	47.40	1.1939	2230V630	63.00	1.5868	2322V541	54.10	1.4472
2026V607	60.70	1.5289	2230V890	89.00	2.2417	2322V544	54.40	1.4552
2026V610	61.00	1.5364	2320V682	68.20	1.8243	2322V601	60.10	1.6077
2026V645	64.50	1.6246	2321V521	52.10	1.3937	2322V604	60.40	1.6157
2028V315	31.50	0.7934	2322V237	23.70	0.6339	2322V621	62.10	1.6612
2028V447	44.70	1.1259	2322V310	31.00	0.8292	2322V661	66.10	1.7682
2030V381	38.10	0.9596	2322V327	32.70	0.8747	2322V667	66.70	1.7842
2032V624	62.40	1.5717	2322V329	32.90	0.8800	2322V681	68.10	1.8217
2042V1035	103.50	2.6069	2322V345	34.50	0.9228	2322V701	70.10	1.8752
2126V297	29.70	0.7480	2322V347	34.70	0.9282	2322V707	70.70	1.8912
2126V307	30.70	0.7732	2322V348	34.80	0.9309	2322V721	72.10	1.9287
2126V309	30.90	0.7783	2322V364	36.40	0.9737	2322V723	72.30	1.9340
2126V310	31.00	0.7808	2322V365	36.50	0.9763	2322V727	72.70	1.9447





Dura-Prime VS




* VS Section Top Width = Varies
 * Outside length in Inches
 * Weight in pounds

Item			Item			Item		
2322V801	80.10	2.1427	2428V806	80.60	2.2800	2530V597	59.70	1.9362
2322V807	80.70	2.1587	2428V807	80.70	2.2828	2530V600	60.00	1.9459
2322V826	82.60	2.2095	2430V297	29.70	0.8401	2530V610	61.00	1.9783
2322V846	84.60	2.2630	2430V302	30.20	0.8543	2530V618	61.80	2.0043
2322V886	88.60	2.3701	2430V319	31.90	0.9024	2530V630	63.00	2.0432
2322V921	92.10	2.4637	2430V345	34.50	0.9759	2530V632	63.20	2.0497
2322V964	96.40	2.5787	2430V350	35.00	0.9900	2530V660	66.00	2.1405
2322V1001	100.10	2.6777	2430V354	35.40	1.0014	2530V670	67.00	2.1729
2322V1007	100.70	2.6937	2430V364	36.40	1.0297	2530V672	67.20	2.1794
2322V1061	106.10	2.8382	2430V379	37.90	1.0721	2530V675	67.50	2.1891
2322V1271	127.10	3.4000	2430V384	38.40	1.0862	2530V680	68.00	2.2054
2322V1301	130.10	3.4802	2430V388	38.80	1.0975	2530V690	69.00	2.2378
2326V310	31.00	0.8292	2436V331	33.10	0.9363	2530V700	70.00	2.2702
2326V359	35.90	0.9603	2436V333	33.30	0.9420	2530V710	71.00	2.3027
2328V345	34.50	0.9228	2526V302	30.20	0.9794	2530V730	73.00	2.3675
2330V273	27.30	0.7302	2526V314	31.40	1.0183	2530V732	73.20	2.3740
2330V336	33.60	0.8988	2526V316	31.60	1.0248	2530V740	74.00	2.4000
2330V338	33.80	0.9041	2526V370	37.00	1.2000	2530V750	75.00	2.4324
2330V358	35.80	0.9576	2528V364	36.40	1.1805	2530V752	75.20	2.4389
2330V359	35.90	0.9603	2528V370	37.00	1.2000	2530V790	79.00	2.5621
2330V537	53.70	1.4365	2530V300	30.00	0.9729	2530V800	80.00	2.5945
2332V273	27.30	0.7302	2530V304	30.40	0.9859	2530V840	84.00	2.7243
2332V288	28.80	0.7704	2530V309	30.90	1.0021	2530V850	85.00	2.7567
2332V338	33.80	0.9041	2530V335	33.50	1.0864	2530V890	89.00	2.8864
2332V373	37.30	0.9977	2530V434	43.40	1.4075	2530V900	90.00	2.9189
2422V570	57.00	1.6124	2530V470	47.00	1.5243	2530V934	93.40	3.0291
2426V343	34.30	0.9702	2530V490	49.00	1.5891	2530V950	95.00	3.0810
2426V346	34.60	0.9787	2530V500	50.00	1.6216	2530V990	99.00	3.2108
2428V345	34.50	0.9759	2530V530	53.00	1.7189	2530V1000	100.00	3.2432
2428V706	70.60	1.9971	2530V550	55.00	1.7837	2530V1060	106.00	3.4378
2428V707	70.70	2.0000	2530V560	56.00	1.8162	2530V1090	109.00	3.5351
2428V756	75.60	2.1386	2530V575	57.50	1.8648	2530V1120	112.00	3.6324
2428V757	75.70	2.1414	2530V595	59.50	1.9297	2530V1180	118.00	3.8270

VS



Dura-Prime VS



* VS Section Top Width = Varies
 * Outside length in Inches
 * Weight in pounds

Item			Item			Item		
2530V1187	118.70	3.8497	2830V492	49.20	1.6274	2926V616	61.60	2.1241
2530V1190	119.00	3.8594	2830V567	56.70	1.8755	2926V636	63.60	2.1931
2530V1250	125.00	4.0540	2830V646	64.60	2.1368	2926V637	63.70	2.1965
2530V1290	129.00	4.1837	2830V666	66.60	2.2030	2926V646	64.60	2.2275
2530V1490	149.00	4.8324	2836V300	30.00	0.9923	2926V647	64.70	2.2310
2530V1690	169.00	5.4810	2836V343	34.30	1.1346	2926V666	66.60	2.2965
2626V293	29.30	0.9502	2836V350	35.00	1.1577	2926V667	66.70	2.3000
2626V367	36.70	1.1902	2836V361	36.10	1.1941	2926V686	68.60	2.3655
2626V369	36.90	1.1967	2836V380	38.00	1.2569	2926V687	68.70	2.3689
2626V388	38.80	1.2583	2926V348	34.80	1.2000	2926V706	70.60	2.4344
2626V389	38.90	1.2616	2926V366	36.60	1.2620	2926V707	70.70	2.4379
2626V428	42.80	1.3881	2926V367	36.70	1.2655	2926V726	72.60	2.5034
2628V374	37.40	1.2129	2926V400	40.00	1.3793	2926V727	72.70	2.5068
2630V345	34.50	1.1189	2926V426	42.60	1.4689	2926V750	75.00	2.5862
2630V347	34.70	1.1254	2926V452	45.20	1.5586	2926V776	77.60	2.6758
2630V395	39.50	1.2810	2926V456	45.60	1.5724	2926V786	78.60	2.7103
2636V332	33.20	1.0767	2926V471	47.10	1.6241	2926V834	83.40	2.8758
2822V778	77.80	2.5735	2926V472	47.20	1.6275	2926V856	85.60	2.9517
2822V785	78.50	2.5966	2926V477	47.70	1.6448	2926V891	89.10	3.0724
2826V411	41.10	1.3595	2926V484	48.40	1.6689	2926V892	89.20	3.0758
2826V412	41.20	1.3628	2926V486	48.60	1.6758	2926V906	90.60	3.1241
2826V452	45.20	1.4951	2926V491	49.10	1.6931	2926V907	90.70	3.1275
2830V337	33.70	1.1147	2926V492	49.20	1.6965	2926V921	92.10	3.1758
2830V363	36.30	1.2007	2926V521	52.10	1.7965	2926V966	96.60	3.3310
2830V366	36.60	1.2106	2926V522	52.20	1.8000	2926V1006	100.60	3.4689
2830V367	36.70	1.2139	2926V534	53.40	1.8413	2926V1007	100.70	3.4724
2830V387	38.70	1.2801	2926V546	54.60	1.8827	2926V1026	102.60	3.5379
2830V393	39.30	1.3000	2926V574	57.40	1.9793	2926V1028	102.80	3.5448
2830V394	39.40	1.3033	2926V575	57.50	1.9827	2926V1086	108.60	3.7448
2830V396	39.60	1.3099	2926V586	58.60	2.0206	2926V1088	108.80	3.7517
2830V422	42.20	1.3959	2926V587	58.70	2.0241	2926V1106	110.60	3.8137
2830V428	42.80	1.4157	2926V606	60.60	2.0896	2926V1146	114.60	3.9517
2830V452	45.20	1.4951	2926V607	60.70	2.0931	2926V1276	127.60	4.4000





Dura-Prime VS




* VS Section Top Width = Varies
 * Outside length in Inches
 * Weight in pounds

Item			Item			Item		
2926V1406	140.60	4.8482	3226V515	51.50	2.0494	3230V553	55.30	2.2007
2930V348	34.80	1.2000	3226V545	54.50	2.1688	3230V560	56.00	2.2285
2930V420	42.00	1.4482	3226V546	54.60	2.1728	3230V585	58.50	2.3280
2930V427	42.70	1.4724	3226V547	54.70	2.1768	3230V600	60.00	2.3877
2930V484	48.40	1.6689	3226V585	58.50	2.3280	3230V613	61.30	2.4394
2930V492	49.20	1.6965	3226V587	58.70	2.3360	3230V621	62.10	2.4713
2930V543	54.30	1.8724	3226V603	60.30	2.3996	3230V630	63.00	2.5071
2930V777	77.70	2.6793	3226V607	60.70	2.4156	3230V644	64.40	2.5628
2930V834	83.40	2.8758	3226V650	65.00	2.5867	3230V670	67.00	2.6663
2930V967	96.70	3.3344	3226V663	66.30	2.6384	3230V685	68.50	2.7260
3028V386	38.60	1.3310	3226V667	66.70	2.6543	3230V690	69.00	2.7459
3030V357	35.70	1.2310	3226V672	67.20	2.6742	3230V701	70.10	2.7896
3030V377	37.70	1.3000	3226V690	69.00	2.7459	3230V710	71.00	2.8255
3030V387	38.70	1.3344	3226V723	72.30	2.8772	3230V750	75.00	2.9846
3036V351	35.10	1.2103	3226V727	72.70	2.8931	3230V771	77.10	3.0682
3036V352	35.20	1.2137	3226V783	78.30	3.1160	3230V800	80.00	3.1836
3222V434	43.40	1.7271	3226V787	78.70	3.1319	3230V821	82.10	3.2672
3222V441	44.10	1.7550	3226V834	83.40	3.3189	3230V850	85.00	3.3826
3222V639	63.90	2.5429	3226V843	84.30	3.3547	3230V871	87.10	3.4662
3226V389	38.90	1.5480	3226V847	84.70	3.3707	3230V900	90.00	3.5816
3226V392	39.20	1.5600	3226V903	90.30	3.5935	3230V950	95.00	3.7806
3226V395	39.50	1.5719	3226V907	90.70	3.6094	3230V1000	100.00	3.9795
3226V400	40.00	1.5918	3226V963	96.30	3.8323	3230V1060	106.00	4.2183
3226V403	40.30	1.6037	3226V967	96.70	3.8482	3230V1120	112.00	4.4571
3226V433	43.30	1.7231	3226V973	97.30	3.8721	3230V1180	118.00	4.6959
3226V434	43.40	1.7271	3226V1023	102.30	4.0711	3230V1250	125.00	4.9744
3226V439	43.90	1.7470	3226V1027	102.70	4.0870	3230V1320	132.00	5.2530
3226V450	45.00	1.7908	3226V1083	108.30	4.3098	3236V342	34.20	1.3610
3226V465	46.50	1.8505	3226V1087	108.70	4.3258	3236V343	34.30	1.3650
3226V466	46.60	1.8544	3230V419	41.90	1.6674	3236V369	36.90	1.4684
3226V505	50.50	2.0096	3230V481	48.10	1.9141	3236V389	38.90	1.5480
3226V507	50.70	2.0176	3230V510	51.00	2.0295	3236V432	43.20	1.7191
3226V514	51.40	2.0455	3230V528	52.80	2.1012	3236V433	43.30	1.7231

VS



Dura-Prime VS



* VS Section Top Width = Varies
 * Outside length in Inches
 * Weight in pounds

Item			Item			Item		
3236V478	47.80	1.9022	3428V490	49.00	2.4191	3830V580	58.00	3.3298
3236V527	52.70	2.0972	3428V529	52.90	2.6116	3830V587	58.70	3.3700
3236V528	52.80	2.1012	3430V424	42.40	2.0932	3836V380	38.00	2.1816
3236V552	55.20	2.1967	3430V450	45.00	2.2216	3836V418	41.80	2.3997
3236V553	55.30	2.2007	3430V456	45.60	2.2512	3836V426	42.60	2.4457
3236V569	56.90	2.2643	3430V476	47.60	2.3500	3836V427	42.70	2.4514
3236V570	57.00	2.2683	3430V480	48.00	2.3697	3836V465	46.50	2.6696
3236V584	58.40	2.3240	3430V484	48.40	2.3894	3836V476	47.60	2.7327
3236V585	58.50	2.3280	3430V493	49.30	2.4339	3836V654	65.40	3.7546
3236V602	60.20	2.3957	3430V510	51.00	2.5178	3836V734	73.40	4.2139
3236V603	60.30	2.3996	3432V450	45.00	2.2216	3836V794	79.40	4.5584
3236V611	61.10	2.4315	3432V456	45.60	2.2512	3836V795	79.50	4.5641
3236V613	61.30	2.4394	3432V458	45.80	2.2611	4030V538	53.80	3.1931
3236V619	61.90	2.4633	3432V480	48.00	2.3697	4030V590	59.00	3.5017
3236V620	62.00	2.4673	3432V484	48.40	2.3894	4034V1000	100.00	5.9352
3236V625	62.50	2.4872	3432V528	52.80	2.6067	4036V541	54.10	3.2109
3236V626	62.60	2.4912	3432V534	53.40	2.6363	4036V544	54.40	3.2287
3236V643	64.30	2.5588	3436V404	40.40	1.9945	4036V574	57.40	3.4068
3236V644	64.40	2.5628	3626V556	55.60	3.1920	4230V503	50.30	2.9854
3236V669	66.90	2.6623	3630V455	45.50	2.6122	4230V526	52.60	3.1219
3236V670	67.00	2.6663	3630V479	47.90	2.7500	4230V556	55.60	3.3000
3236V700	70.00	2.7857	3636V479	47.90	2.7500	4230V558	55.80	3.3118
3236V702	70.20	2.7936	3638V926	92.60	5.3162	4230V601	60.10	3.5670
3236V723	72.30	2.8772	3726V558	55.80	3.2035	4230V605	60.50	3.5908
3236V820	82.00	3.2632	3826V459	45.90	2.6351	4230V653	65.30	3.8757
3236V821	82.10	3.2672	3826V465	46.50	2.6696	4234V998	99.80	5.9233
3236V903	90.30	3.5935	3826V466	46.60	2.6753	4330V521	52.10	3.0922
3326V476	47.60	2.3500	3828V728	72.80	4.1795	4430V510	51.00	3.7163
3326V478	47.80	2.3598	3830V501	50.10	2.8763	4430V530	53.00	3.8620
3422V480	48.00	2.3697	3830V510	51.00	2.9279	4430V545	54.50	3.9713
3428V451	45.10	2.2265	3830V515	51.50	2.9566	4430V548	54.80	3.9932
3428V480	48.00	2.3697	3830V517	51.70	2.9681	4430V555	55.50	4.0442
3428V486	48.60	2.3993	3830V518	51.80	2.9739	4430V560	56.00	4.0806





Dura-Prime VS



* VS Section Top Width = Varies
 * Outside length in Inches
 * Weight in pounds

Item	Item	Item
4430V570	57.00	4.1535
4430V578	57.80	4.2118
4430V579	57.90	4.2191
4430V580	58.00	4.2264
4430V590	59.00	4.2993
4430V600	60.00	4.3721
4430V610	61.00	4.4450
4430V615	61.50	4.4814
4430V618	61.80	4.5033
4430V630	63.00	4.5907
4430V650	65.00	4.7365
4430V652	65.20	4.7510
4430V660	66.00	4.8093
4430V670	67.00	4.8822
4430V690	69.00	5.0280
4430V700	70.00	5.1008
4430V710	71.00	5.1737
4430V718	71.80	5.2320
4430V730	73.00	5.3194
4430V740	74.00	5.3923
4430V750	75.00	5.4652
4430V760	76.00	5.5380
4430V767	76.70	5.5890
4430V772	77.20	5.6255
4430V780	78.00	5.6838
4430V790	79.00	5.7566
4430V800	80.00	5.8295
4430V850	85.00	6.1939
4430V900	90.00	6.5582
4430V910	91.00	6.6311
4430V930	93.00	6.7768
4430V950	95.00	6.9226
4430V970	97.00	7.0683

VS



Dura-Link

D&D DURA-LINK belts meet or exceed USA RMA published ratings levels. They are manufactured to perform at identical or higher levels than all major US manufacturer's belts of the same type.

DURA-LINK belts serve as a temporary or permanent alternative to belts. The twist and lockbelt tabs are easy to use and require no special tools. They are an efficient belt substitute for any machinery that would normally need disassembly for belt installation. They are also ideal for emergency repairs; stock a roll of DURA-LINK belts instead of a large inventory of multiple v-belt sizes. You can make any belt length needed in seconds.

DURA-LINK belts are capable of running at the same horsepower rating as their rubber v-belt alternatives. All DURA-LINK belts are manufactured using the latest in belt technology.




Dura-Prime Band Classical



D&D DURA-PRIME BAND CLASSICAL belts meet or exceed USA RMA published ratings levels. They are manufactured to perform at identical or higher levels than all major US manufacturer's belts of the same type.


DURA-PRIME BAND CLASSICAL belts give superior belt performance proven through thousands of hours of customer use to be durable and dependable. The backing attaches the individual belts together, and is made of heavy duty woven fabric encapsulated in rubber for superior flexibility. The helically wound tensile cords are specially manufactured with, twisted, heat and chemically set, polyester material. The body rubber is a highly engineered synthetic rubber compound, specially compounded for cool running, crack resistance, and excellent bonding to the outside fabric and tensile cords.

All DURA-PRIME BAND CLASSICAL belts are manufactured using the latest in belt technology.





Dura-Prime Band Classical



* Banded part numbers are the ribs and base ex. 5/A42


* Weight and Top Width are average per rib

* Length is O.C. in Inches

* Ribs are the max ribs offered

Item					Item				
A42	44.00	0.4053	0.635	20	A76	78.00	0.7334	0.635	20
A43	45.00	0.41495	0.635	20	A77	79.00	0.74305	0.635	20
A44	46.00	0.4246	0.635	20	A78	80.00	0.7527	0.635	20
A46	48.00	0.4439	0.635	20	A79	81.00	0.76235	0.635	20
A47	49.00	0.45355	0.635	20	A80	82.00	0.772	0.635	20
A48	50.00	0.4632	0.635	20	A81	83.00	0.78165	0.635	20
A49	51.00	0.47285	0.635	20	A82	84.00	0.7913	0.635	20
A50	52.00	0.4825	0.635	20	A83	85.00	0.80095	0.635	20
A51	53.00	0.49215	0.635	20	A84	86.00	0.8106	0.635	20
A52	54.00	0.5018	0.635	20	A85	87.00	0.82025	0.635	20
A53	55.00	0.51145	0.635	20	A86	88.00	0.8299	0.635	20
A54	56.00	0.5211	0.635	20	A87	89.00	0.83955	0.635	20
A55	57.00	0.53075	0.635	20	A88	90.00	0.8492	0.635	20
A56	58.00	0.5404	0.635	20	A89	91.00	0.85885	0.635	20
A57	59.00	0.55005	0.635	20	A90	92.00	0.8685	0.635	20
A58	60.00	0.5597	0.635	20	A91	93.00	0.87815	0.635	20
A59	61.00	0.56935	0.635	20	A92	94.00	0.8878	0.635	20
A60	62.00	0.579	0.635	20	A93	95.00	0.89745	0.635	20
A61	63.00	0.58865	0.635	20	A94	96.00	0.9071	0.635	20
A62	64.00	0.5983	0.635	20	A95	97.00	0.91675	0.635	20
A63	65.00	0.60795	0.635	20	A96	98.00	0.9264	0.635	20
A64	66.00	0.6176	0.635	20	A97	99.00	0.93605	0.635	20
A65	67.00	0.62725	0.635	20	A98	100.00	0.9457	0.635	20
A66	68.00	0.6369	0.635	20	A99	101.00	0.95535	0.635	20
A67	69.00	0.64655	0.635	20	A100	102.00	0.965	0.635	20
A68	70.00	0.6562	0.635	20	A101	103.00	0.97465	0.635	20
A69	71.00	0.66585	0.635	20	A102	104.00	0.9843	0.635	20
A70	72.00	0.6755	0.635	20	A103	105.00	0.99395	0.635	20
A71	73.00	0.68515	0.635	20	A104	106.00	1.0036	0.635	20
A72	74.00	0.6948	0.635	20	A105	107.00	1.01325	0.635	20
A73	75.00	0.70445	0.635	20	A106	108.00	1.0229	0.635	20
A74	76.00	0.7141	0.635	20	A107	109.00	1.03255	0.635	20
A75	77.00	0.72375	0.635	20	A108	110.00	1.0422	0.635	20

A Band



Dura-Prime Band Classical



* Banded part numbers are the ribs and base ex. 5/**A123**

* Weight and Top Width are average per rib

* Length is O.C. in Inches


* Ribs are the max ribs offered

A109	111.00	1.05185	0.635	20	B35	38.00	0.51275	0.738	16
A110	112.00	1.0615	0.635	20	B38	41.00	0.5567	0.738	16
A112	114.00	1.0808	0.635	20	B40	43.00	0.586	0.738	16
A113	115.00	1.09045	0.635	20	B41	44.00	0.60065	0.738	16
A114	116.00	1.1001	0.635	20	B42	45.00	0.6153	0.738	16
A115	117.00	1.10975	0.635	20	B43	46.00	0.62995	0.738	16
A116	118.00	1.1194	0.635	20	B44	47.00	0.6446	0.738	16
A117	119.00	1.12905	0.635	20	B46	49.00	0.6739	0.738	16
A118	120.00	1.1387	0.635	20	B47	50.00	0.68855	0.738	16
A119	121.00	1.14835	0.635	20	B48	51.00	0.7032	0.738	16
A120	122.00	1.158	0.635	20	B49	52.00	0.71785	0.738	16
A121	123.00	1.16765	0.635	20	B50	53.00	0.7325	0.738	16
A123	125.00	1.18695	0.635	20	B51	54.00	0.74715	0.738	16
A124	126.00	1.1966	0.635	20	B52	55.00	0.7618	0.738	16
A126	128.00	1.2159	0.635	20	B53	56.00	0.77645	0.738	16
A127	129.00	1.22555	0.635	20	B54	57.00	0.7911	0.738	16
A128	130.00	1.2352	0.635	20	B55	58.00	0.80575	0.738	16
A130	132.00	1.2545	0.635	20	B56	59.00	0.8204	0.738	16
A133	135.00	1.28345	0.635	20	B57	60.00	0.83505	0.738	16
A135	137.00	1.30275	0.635	20	B58	61.00	0.8497	0.738	16
A136	138.00	1.3124	0.635	20	B59	62.00	0.86435	0.738	16
A137	139.00	1.32205	0.635	20	B60	63.00	0.879	0.738	16
A139	141.00	1.34135	0.635	20	B61	64.00	0.89365	0.738	16
A140	142.00	1.351	0.635	20	B62	65.00	0.9083	0.738	16
A142	144.00	1.3703	0.635	20	B63	66.00	0.92295	0.738	16
A144	146.00	1.3896	0.635	20	B64	67.00	0.9376	0.738	16
A150	152.00	1.4475	0.635	20	B65	68.00	0.95225	0.738	16
A152	154.00	1.4668	0.635	20	B66	69.00	0.9669	0.738	16
A155	157.00	1.49575	0.635	20	B67	70.00	0.98155	0.738	16
A158	160.00	1.5247	0.635	20	B68	71.00	0.9962	0.738	16
A160	162.00	1.544	0.635	20	B69	72.00	1.01085	0.738	16
A162	164.00	1.5633	0.635	20	B70	73.00	1.0255	0.738	16
A164	166.00	1.5826	0.635	20	B71	74.00	1.04015	0.738	16

B Band



Dura-Prime Band Classical



* Banded part numbers are the ribs and base ex. 5/**B78**


* Weight and Top Width are average per rib

* Length is O.C. in Inches

* Ribs are the max ribs offered

B72	75.00	1.0548	0.738	16	B105	108.00	1.53825	0.738	16
B73	76.00	1.06945	0.738	16	B106	109.00	1.5529	0.738	16
B74	77.00	1.0841	0.738	16	B107	110.00	1.56755	0.738	16
B75	78.00	1.09875	0.738	16	B108	111.00	1.5822	0.738	16
B76	79.00	1.1134	0.738	16	B109	112.00	1.59685	0.738	16
B77	80.00	1.12805	0.738	16	B110	113.00	1.6115	0.738	16
B78	81.00	1.1427	0.738	16	B111	114.00	1.62615	0.738	16
B79	82.00	1.15735	0.738	16	B112	115.00	1.6408	0.738	16
B80	83.00	1.172	0.738	16	B113	116.00	1.65545	0.738	16
B81	84.00	1.18665	0.738	16	B114	117.00	1.6701	0.738	16
B82	85.00	1.2013	0.738	16	B115	118.00	1.68475	0.738	16
B83	86.00	1.21595	0.738	16	B116	119.00	1.6994	0.738	16
B84	87.00	1.2306	0.738	16	B117	120.00	1.71405	0.738	16
B85	88.00	1.24525	0.738	16	B118	121.00	1.7287	0.738	16
B86	89.00	1.2599	0.738	16	B119	122.00	1.74335	0.738	16
B87	90.00	1.27455	0.738	16	B120	123.00	1.758	0.738	16
B88	91.00	1.2892	0.738	16	B121	124.00	1.77265	0.738	16
B89	92.00	1.30385	0.738	16	B122	125.00	1.7873	0.738	16
B90	93.00	1.3185	0.738	16	B123	126.00	1.80195	0.738	16
B91	94.00	1.33315	0.738	16	B124	127.00	1.8166	0.738	16
B92	95.00	1.3478	0.738	16	B126	129.00	1.8459	0.738	16
B93	96.00	1.36245	0.738	16	B127	130.00	1.86055	0.738	16
B94	97.00	1.3771	0.738	16	B128	131.00	1.8752	0.738	16
B95	98.00	1.39175	0.738	16	B129	132.00	1.88985	0.738	16
B96	99.00	1.4064	0.738	16	B130	133.00	1.9045	0.738	16
B97	100.00	1.42105	0.738	16	B131	134.00	1.91915	0.738	16
B98	101.00	1.4357	0.738	16	B132	135.00	1.9338	0.738	16
B99	102.00	1.45035	0.738	16	B133	136.00	1.94845	0.738	16
B100	103.00	1.465	0.738	16	B134	137.00	1.9631	0.738	16
B101	104.00	1.47965	0.738	16	B135	138.00	1.97775	0.738	16
B102	105.00	1.4943	0.738	16	B136	139.00	1.9924	0.738	16
B103	106.00	1.50895	0.738	16	B137	140.00	2.00705	0.738	16
B104	107.00	1.5236	0.738	16	B138	141.00	2.0217	0.738	16

B Band



Dura-Prime Band Classical



* Banded part numbers are the ribs and base ex. 5/**B160**

* Weight and Top Width are average per rib

* Length is O.C. in Inches


* Ribs are the max ribs offered

B Band

B139	142.00	2.03635	0.738	16	B180	183.00	2.637	0.738	16
B140	143.00	2.051	0.738	16	B181	184.00	2.65165	0.738	16
B141	144.00	2.06565	0.738	16	B182	185.00	2.6663	0.738	16
B142	145.00	2.0803	0.738	16	B184	187.00	2.6956	0.738	16
B143	146.00	2.09495	0.738	16	B185	188.00	2.71025	0.738	16
B144	147.00	2.1096	0.738	16	B186	189.00	2.7249	0.738	16
B145	148.00	2.12425	0.738	16	B188	191.00	2.7542	0.738	16
B146	149.00	2.1389	0.738	16	B190	193.00	2.7835	0.738	16
B147	150.00	2.15355	0.738	16	B195	198.00	2.85675	0.738	16
B148	151.00	2.1682	0.738	16	B196	199.00	2.8714	0.738	16
B150	153.00	2.1975	0.738	16	B199	202.00	2.91535	0.738	16
B152	155.00	2.2268	0.738	16	B200	203.00	2.93	0.738	16
B153	156.00	2.24145	0.738	16	B204	207.00	2.9886	0.738	16
B154	157.00	2.2561	0.738	16	B204.5	207.50	2.995925	0.738	16
B155	158.00	2.27075	0.738	16	B210	213.00	3.0765	0.738	16
B156	159.00	2.2854	0.738	16	B214	217.00	3.1351	0.738	16
B157	160.00	2.30005	0.738	16	B218	221.00	3.1937	0.738	16
B158	161.00	2.3147	0.738	16	B225	228.00	3.29625	0.738	16
B160	163.00	2.344	0.738	16	B237	240.00	3.47205	0.738	16
B162	165.00	2.3733	0.738	16	B240	243.00	3.516	0.738	16
B163	166.00	2.38795	0.738	16	B242	245.00	3.5453	0.738	16
B164	167.00	2.4026	0.738	16	B248	251.00	3.6332	0.738	16
B165	168.00	2.41725	0.738	16	B248.5	251.50	3.640525	0.738	16
B166	169.00	2.4319	0.738	16	B250	253.00	3.6625	0.738	16
B167	170.00	2.44655	0.738	16	B254	257.00	3.7211	0.738	16
B168	171.00	2.4612	0.738	16	B255	258.00	3.73575	0.738	16
B170	173.00	2.4905	0.738	16	B270	273.00	3.9555	0.738	16
B171	174.00	2.50515	0.738	16	B272	275.00	3.9848	0.738	16
B172	175.00	2.5198	0.738	16	B285	288.00	4.17525	0.738	16
B173	176.00	2.53445	0.738	16	B300	303.00	4.395	0.738	16
B174	177.00	2.5491	0.738	16	B310	313.00	4.5415	0.738	16
B175	178.00	2.56375	0.738	16	B315	318.00	4.61475	0.738	16
B178	181.00	2.6077	0.738	16	B349	352.00	5.11285	0.738	16



Dura-Prime Band Classical



* Banded part numbers are the ribs and base ex. 5/**C51**


* Weight and Top Width are average per rib

* Length is O.C. in Inches

* Ribs are the max ribs offered

C51	55.00	1.1832	0.997	12	C109	113.00	2.5288	0.997	12
C55	59.00	1.276	0.997	12	C110	114.00	2.552	0.997	12
C56	60.00	1.2992	0.997	12	C112	116.00	2.5984	0.997	12
C60	64.00	1.392	0.997	12	C114	118.00	2.6448	0.997	12
C65	69.00	1.508	0.997	12	C115	119.00	2.668	0.997	12
C68	72.00	1.5776	0.997	12	C118	122.00	2.7376	0.997	12
C71	75.00	1.6472	0.997	12	C119	123.00	2.7608	0.997	12
C72	76.00	1.6704	0.997	12	C120	124.00	2.784	0.997	12
C75	79.00	1.74	0.997	12	C123	127.00	2.8536	0.997	12
C78	82.00	1.8096	0.997	12	C124	128.00	2.8768	0.997	12
C79	83.00	1.8328	0.997	12	C125	129.00	2.9	0.997	12
C80	84.00	1.856	0.997	12	C126	130.00	2.9232	0.997	12
C81	85.00	1.8792	0.997	12	C128	132.00	2.9696	0.997	12
C83	87.00	1.9256	0.997	12	C130	134.00	3.016	0.997	12
C85	89.00	1.972	0.997	12	C132	136.00	3.0624	0.997	12
C86	90.00	1.9952	0.997	12	C134	138.00	3.1088	0.997	12
C87	91.00	2.0184	0.997	12	C136	140.00	3.1552	0.997	12
C88	92.00	2.0416	0.997	12	C139	143.00	3.2248	0.997	12
C90	94.00	2.088	0.997	12	C140	144.00	3.248	0.997	12
C92	96.00	2.1344	0.997	12	C141	145.00	3.2712	0.997	12
C94	98.00	2.1808	0.997	12	C142	146.00	3.2944	0.997	12
C95	99.00	2.204	0.997	12	C144	148.00	3.3408	0.997	12
C96	100.00	2.2272	0.997	12	C145	149.00	3.364	0.997	12
C97	101.00	2.2504	0.997	12	C146	150.00	3.3872	0.997	12
C98	102.00	2.2736	0.997	12	C147	151.00	3.4104	0.997	12
C99	103.00	2.2968	0.997	12	C148	152.00	3.4336	0.997	12
C100	104.00	2.32	0.997	12	C150	154.00	3.48	0.997	12
C101	105.00	2.3432	0.997	12	C151	155.00	3.5032	0.997	12
C102	106.00	2.3664	0.997	12	C152	156.00	3.5264	0.997	12
C103	107.00	2.3896	0.997	12	C153	157.00	3.5496	0.997	12
C105	109.00	2.436	0.997	12	C154	158.00	3.5728	0.997	12
C106	110.00	2.4592	0.997	12	C156	160.00	3.6192	0.997	12
C108	112.00	2.5056	0.997	12	C157	161.00	3.6424	0.997	12

C Band



Dura-Prime Band Classical



* Banded part numbers are the ribs and base ex. 5/**C185**

* Weight and Top Width are average per rib

* Length is O.C. in Inches


* Ribs are the max ribs offered

D Band

C158	162.00	3.6656	0.997	12	D120	125.00	5.85	1.411	TBD
C160	164.00	3.712	0.997	12	D124	129.00	6.045	1.411	TBD
C162	166.00	3.7584	0.997	12	D125	130.00	6.09375	1.411	TBD
C164	168.00	3.8048	0.997	12	D128	133.00	6.24	1.411	TBD
C167	171.00	3.8744	0.997	12	D136	141.00	6.63	1.411	TBD
C168	172.00	3.8976	0.997	12	D140	145.00	6.825	1.411	TBD
C169	173.00	3.9208	0.997	12	D144	149.00	7.02	1.411	TBD
C173	177.00	4.0136	0.997	12	D152	157.00	7.41	1.411	TBD
C174	178.00	4.0368	0.997	12	D158	163.00	7.7025	1.411	TBD
C175	179.00	4.06	0.997	12	D162	167.00	7.8975	1.411	TBD
C180	184.00	4.176	0.997	12	D165	170.00	8.04375	1.411	TBD
C181	185.00	4.1992	0.997	12	D167	172.00	8.14125	1.411	TBD
C185	189.00	4.292	0.997	12	D170	175.00	8.2875	1.411	TBD
C190	194.00	4.408	0.997	12	D171	176.00	8.33625	1.411	TBD
C194	198.00	4.5008	0.997	12	D173	178.00	8.43375	1.411	TBD
C195	199.00	4.524	0.997	12	D175	180.00	8.53125	1.411	TBD
C197	201.00	4.5704	0.997	12	D180	185.00	8.775	1.411	TBD
C198	202.00	4.5936	0.997	12	D195	200.00	9.50625	1.411	TBD
C201	205.00	4.6632	0.997	12	D200	205.00	9.75	1.411	TBD
C204	208.00	4.7328	0.997	12	D205	210.00	9.99375	1.411	TBD
C205	209.00	4.756	0.997	12	D210	215.00	10.2375	1.411	TBD
C210	214.00	4.872	0.997	12	D225	230.00	10.96875	1.411	TBD
C220	224.00	5.104	0.997	12	D240	245.00	11.7	1.411	TBD
C225	229.00	5.22	0.997	12	D248	253.00	12.09	1.411	TBD
C230	234.00	5.336	0.997	12	D250	255.00	12.1875	1.411	TBD
C240	244.00	5.568	0.997	12	D255	260.00	12.43125	1.411	TBD
C245	249.00	5.684	0.997	12	D270	275.00	13.1625	1.411	TBD
C249	253.00	5.7768	0.997	12	D280	285.00	13.65	1.411	TBD
C250	254.00	5.8	0.997	12	D285	290.00	13.89375	1.411	TBD
C255	259.00	5.916	0.997	12	D300	305.00	14.625	1.411	TBD
C270	274.00	6.264	0.997	12	D310	315.00	15.1125	1.411	TBD
C285	289.00	6.612	0.997	12	D315	320.00	15.35625	1.411	TBD
C300	304.00	6.96	0.997	12	D330	335.00	16.0875	1.411	TBD



Dura-Prime Band Classical




* Banded part numbers are the ribs and base ex. 5/**D480**

* Weight and Top Width are average per rib

* Length is O.C. in Inches

* Ribs are the max ribs offered

D345	350.00	16.81875	1.411	TBD
D350	355.00	17.0625	1.411	TBD
D360	365.00	17.55	1.411	TBD
D390	395.00	19.0125	1.411	TBD
D420	425.00	20.475	1.411	TBD
D450	455.00	21.9375	1.411	TBD
D480	485.00	23.4	1.411	TBD
D540	545.00	26.325	1.411	TBD
D600	605.00	29.25	1.411	TBD
D660	665.00	32.175	1.411	TBD



D Band

Dura-Extreme Band Classical




D&D DURA-EXTREME BAND CLASSICAL belts meet or exceed USA RMA published ratings levels. They are manufactured to perform at identical or higher levels than all major US Manufacturer's belts of the same type.

DURA-EXTREME BAND CLASSICAL give superior belt performance proven through thousands of hours of customer use to be durable and dependable. The backing attaches the individual belts together, and is made of heavy duty woven fabric encapsulated in rubber for superior flexibility.

DURA-EXTREME BAND CLASSICAL belts are banded, raw edge, cogged belts that give extreme belt performance. They are specifically manufactured for durable wear resistance, cool running, high heat and oil resistance, flexibility.


DURA-EXTREME BAND CLASSICAL belts are recommended for any application with smaller diameter pulleys.

All DURA-EXTREME BAND CLASSICAL Belts are manufactured using the latest in belt technology.





Dura-Extreme Band Classical



* Banded part numbers are the ribs and base ex. 5/**BX31**


* Weight and Top Width are average per rib

* Length is O.C. in Inches

* Ribs are the max ribs offered

BX31	34.00	0.38285	0.738	8	BX80	83.00	0.988	0.738	8
BX35	38.00	0.43225	0.738	8	BX81	84.00	1.00035	0.738	8
BX38	41.00	0.4693	0.738	8	BX82	85.00	1.0127	0.738	8
BX42	45.00	0.5187	0.738	8	BX83	86.00	1.02505	0.738	8
BX43	46.00	0.53105	0.738	8	BX84	87.00	1.0374	0.738	8
BX46	49.00	0.5681	0.738	8	BX85	88.00	1.04975	0.738	8
BX48	51.00	0.5928	0.738	8	BX86	89.00	1.0621	0.738	8
BX50	53.00	0.6175	0.738	8	BX87	90.00	1.07445	0.738	8
BX51	54.00	0.62985	0.738	8	BX88	91.00	1.0868	0.738	8
BX53	56.00	0.65455	0.738	8	BX90	93.00	1.1115	0.738	8
BX54	57.00	0.6669	0.738	8	BX91	94.00	1.12385	0.738	8
BX55	58.00	0.67925	0.738	8	BX93	96.00	1.14855	0.738	8
BX56	59.00	0.6916	0.738	8	BX95	98.00	1.17325	0.738	8
BX58	61.00	0.7163	0.738	8	BX96	99.00	1.1856	0.738	8
BX59	62.00	0.72865	0.738	8	BX97	100.00	1.19795	0.738	8
BX60	63.00	0.741	0.738	8	BX98	101.00	1.2103	0.738	8
BX61	64.00	0.75335	0.738	8	BX100	103.00	1.235	0.738	8
BX62	65.00	0.7657	0.738	8	BX101	104.00	1.24735	0.738	8
BX63	66.00	0.77805	0.738	8	BX103	106.00	1.27205	0.738	8
BX64	67.00	0.7904	0.738	8	BX105	108.00	1.29675	0.738	8
BX65	68.00	0.80275	0.738	8	BX108	111.00	1.3338	0.738	8
BX66	69.00	0.8151	0.738	8	BX109	112.00	1.34615	0.738	8
BX67	70.00	0.82745	0.738	8	BX110	113.00	1.3585	0.738	8
BX68	71.00	0.8398	0.738	8	BX112	115.00	1.3832	0.738	8
BX70	73.00	0.8645	0.738	8	BX116	119.00	1.4326	0.738	8
BX71	74.00	0.87685	0.738	8	BX120	123.00	1.482	0.738	8
BX72	75.00	0.8892	0.738	8	BX124	127.00	1.5314	0.738	8
BX73	76.00	0.90155	0.738	8	BX128	131.00	1.5808	0.738	8
BX74	77.00	0.9139	0.738	8	BX131	134.00	1.61785	0.738	8
BX75	78.00	0.92625	0.738	8	BX133	136.00	1.64255	0.738	8
BX77	80.00	0.95095	0.738	8	BX136	139.00	1.6796	0.738	8
BX78	81.00	0.9633	0.738	8	BX137	140.00	1.69195	0.738	8
BX79	82.00	0.97565	0.738	8	BX138	141.00	1.7043	0.738	8

BX Band



Dura-Extreme Band Classical



* Banded part numbers are the ribs and base ex. 5/**CX68**

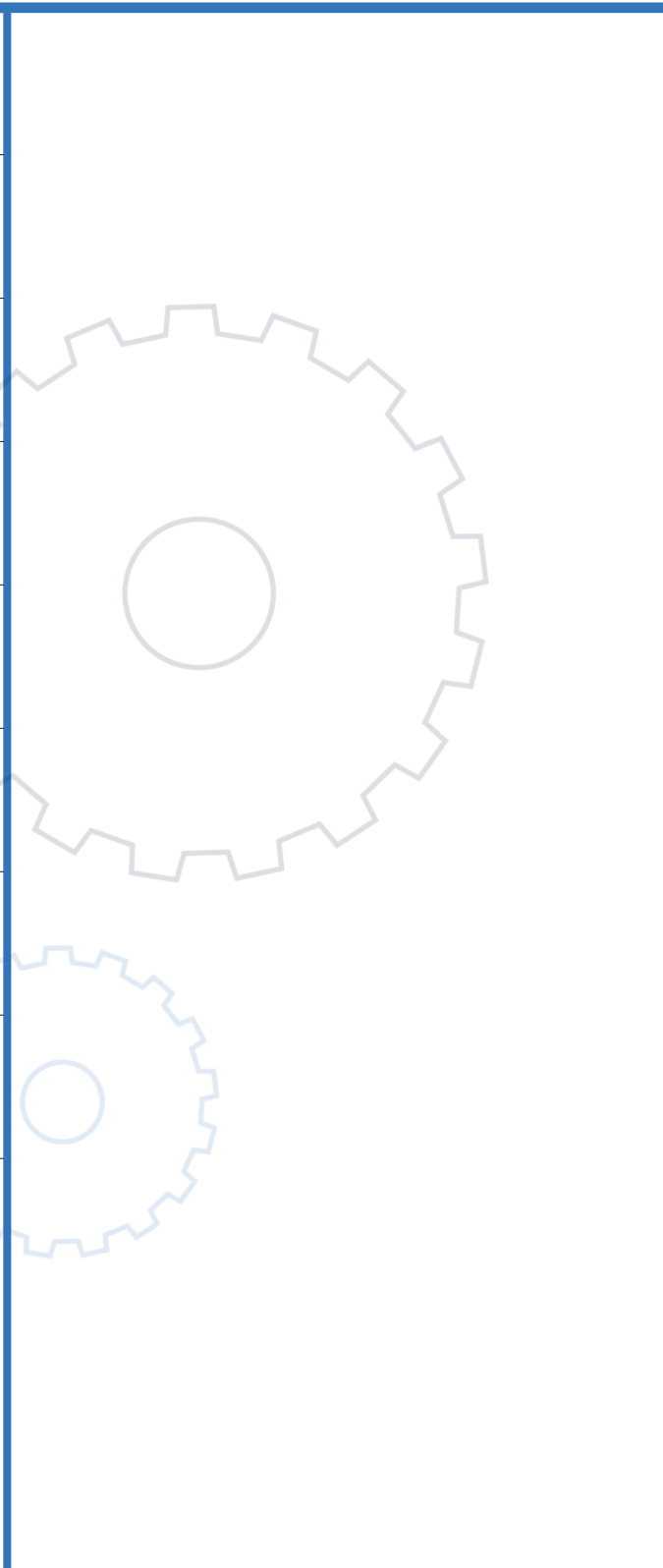
* Weight and Top Width are average per rib

* Length is O.C. in Inches

* Ribs are the max ribs offered

CX68	72.00	1.4416	0.997	TBD
CX75	79.00	1.59	0.997	TBD
CX81	85.00	1.7172	0.997	TBD
CX85	89.00	1.802	0.997	TBD
CX90	94.00	1.908	0.997	TBD
CX96	100.00	2.0352	0.997	TBD
CX99	103.00	2.0988	0.997	TBD
CX100	104.00	2.12	0.997	TBD
CX103	107.00	2.1836	0.997	TBD
CX105	109.00	2.226	0.997	TBD
CX107	111.00	2.2684	0.997	TBD
CX112	116.00	2.3744	0.997	TBD
CX120	124.00	2.544	0.997	TBD
CX128	132.00	2.7136	0.997	TBD
CX131	135.00	2.7772	0.997	TBD
CX136	140.00	2.8832	0.997	TBD
CX137	141.00	2.9044	0.997	TBD
CX144	148.00	3.0528	0.997	TBD
CX158	162.00	3.3496	0.997	TBD
CX162	166.00	3.4344	0.997	TBD
CX173	177.00	3.6676	0.997	TBD
CX180	184.00	3.816	0.997	TBD
CX187	191.00	3.9644	0.997	TBD
CX190	194.00	4.028	0.997	TBD
CX195	199.00	4.134	0.997	TBD

CX Band







Dura-Ultimate Band Classical

D&D DURA-ULTIMATE BAND CLASSICAL belts meet or exceed USA RMA published ratings levels. They are manufactured to perform at identical or higher levels than all major US manufacturer's belts of the same type.

DURA-ULTIMATE BAND CLASSICAL belts give superior belt performance proven through thousands of hours of customer use to be durable and dependable. The backing attaches the individual belts together, and is made of heavy duty woven fabric encapsulated in rubber for superior flexibility. The helically wound tensile cords are specially manufactured with, twisted, heat and chemically set, aramid material. The body rubber is a highly engineered synthetic rubber compound, specially compounded for cool running, crack resistance, and excellent bonding to the outside fabric and tensile cords. The tensile cords are manufactured with the highest quality aramid. These high-quality cords are extremely resistant to severe repeated shock loads.

All DURA-ULTIMATE BAND CLASSICAL belts are manufactured using the latest in belt technology.





Dura-Ultimate Band Classical



* Banded part numbers are the ribs and base ex. 5/**BK64**

* Weight and Top Width are average per rib

* Length is O.C. in Inches


* Ribs are the max ribs offered

BK64	67.00	0.9376	0.738	16	BK117	120.00	1.71405	0.738	16
BK66	69.00	0.9669	0.738	16	BK118	121.00	1.7287	0.738	16
BK68	71.00	0.9962	0.738	16	BK119	122.00	1.74335	0.738	16
BK70	73.00	1.0255	0.738	16	BK120	123.00	1.758	0.738	16
BK71	74.00	1.04015	0.738	16	BK121	124.00	1.77265	0.738	16
BK79	82.00	1.15735	0.738	16	BK122	125.00	1.7873	0.738	16
BK81	84.00	1.18665	0.738	16	BK124	127.00	1.8166	0.738	16
BK84	87.00	1.2306	0.738	16	BK125	128.00	1.83125	0.738	16
BK85	88.00	1.24525	0.738	16	BK126	129.00	1.8459	0.738	16
BK87	90.00	1.27455	0.738	16	BK128	131.00	1.8752	0.738	16
BK91	94.00	1.33315	0.738	16	BK130	133.00	1.9045	0.738	16
BK92	95.00	1.3478	0.738	16	BK131	134.00	1.91915	0.738	16
BK93	96.00	1.36245	0.738	16	BK132	135.00	1.9338	0.738	16
BK94	97.00	1.3771	0.738	16	BK133	136.00	1.94845	0.738	16
BK95	98.00	1.39175	0.738	16	BK134	137.00	1.9631	0.738	16
BK96	99.00	1.4064	0.738	16	BK135	138.00	1.97775	0.738	16
BK98	101.00	1.4357	0.738	16	BK136	139.00	1.9924	0.738	16
BK100	103.00	1.465	0.738	16	BK137	140.00	2.00705	0.738	16
BK101	104.00	1.47965	0.738	16	BK138	141.00	2.0217	0.738	16
BK102	105.00	1.4943	0.738	16	BK139	142.00	2.03635	0.738	16
BK103	106.00	1.50895	0.738	16	BK140	143.00	2.051	0.738	16
BK104	107.00	1.5236	0.738	16	BK142	145.00	2.0803	0.738	16
BK105	108.00	1.53825	0.738	16	BK143	146.00	2.09495	0.738	16
BK106	109.00	1.5529	0.738	16	BK144	147.00	2.1096	0.738	16
BK107	110.00	1.56755	0.738	16	BK145	148.00	2.12425	0.738	16
BK108	111.00	1.5822	0.738	16	BK146	149.00	2.1389	0.738	16
BK109	112.00	1.59685	0.738	16	BK147	150.00	2.15355	0.738	16
BK110	113.00	1.6115	0.738	16	BK148	151.00	2.1682	0.738	16
BK111	114.00	1.62615	0.738	16	BK150	153.00	2.1975	0.738	16
BK112	115.00	1.6408	0.738	16	BK152	155.00	2.2268	0.738	16
BK113	116.00	1.65545	0.738	16	BK153	156.00	2.24145	0.738	16
BK115	118.00	1.68475	0.738	16	BK154	157.00	2.2561	0.738	16
BK116	119.00	1.6994	0.738	16	BK156	159.00	2.2854	0.738	16

BK Band



Dura-Ultimate Band Classical



* Banded part numbers are the ribs and base ex. 5/**BK176**

* Weight and Top Width are average per rib

* Length is O.C. in Inches

* Ribs are the max ribs offered

BK158	161.00	2.3147	0.738	16	CK81	85.00	1.8792	0.997	12
BK160	163.00	2.344	0.738	16	CK85	89.00	1.972	0.997	12
BK161	164.00	2.35865	0.738	16	CK90	94.00	2.088	0.997	12
BK162	165.00	2.3733	0.738	16	CK99	103.00	2.2968	0.997	12
BK164	167.00	2.4026	0.738	16	CK112	116.00	2.5984	0.997	12
BK165	168.00	2.41725	0.738	16	CK120	124.00	2.784	0.997	12
BK167	170.00	2.44655	0.738	16	CK126	130.00	2.9232	0.997	12
BK168	171.00	2.4612	0.738	16	CK128	132.00	2.9696	0.997	12
BK169	172.00	2.47585	0.738	16	CK136	140.00	3.1552	0.997	12
BK170	173.00	2.4905	0.738	16	CK158	162.00	3.6656	0.997	12
BK173	176.00	2.53445	0.738	16	CK160	164.00	3.712	0.997	12
BK175	178.00	2.56375	0.738	16	CK173	177.00	4.0136	0.997	12
BK176	179.00	2.5784	0.738	16	CK185	189.00	4.292	0.997	12
BK180	183.00	2.637	0.738	16	CK195	199.00	4.524	0.997	12
BK184	187.00	2.6956	0.738	16	CK225	229.00	5.22	0.997	12
BK188	191.00	2.7542	0.738	16	CK228	232.00	5.2896	0.997	12
BK189	192.00	2.76885	0.738	16	CK230	234.00	5.336	0.997	12
BK190	193.00	2.7835	0.738	16	CK240	244.00	5.568	0.997	12
BK191	194.00	2.79815	0.738	16	CK243	247.00	5.6376	0.997	12
BK194	197.00	2.8421	0.738	16	CK245	249.00	5.684	0.997	12
BK195	198.00	2.85675	0.738	16	CK247	251.00	5.7304	0.997	12
BK197	200.00	2.88605	0.738	16	CK249	253.00	5.7768	0.997	12
BK199	202.00	2.91535	0.738	16	CK250	254.00	5.8	0.997	12
BK200	203.00	2.93	0.738	16	CK255	259.00	5.916	0.997	12
BK201	204.00	2.94465	0.738	16	CK300	304.00	6.96	0.997	12
BK205	208.00	3.00325	0.738	16	CK330	334.00	7.656	0.997	12
BK206	209.00	3.0179	0.738	16	CK345	349.00	8.004	0.997	12
BK210	213.00	3.0765	0.738	16	CK360	364.00	8.352	0.997	12
BK213	216.00	3.12045	0.738	16					
BK215	218.00	3.14975	0.738	16					
BK218	221.00	3.1937	0.738	16					
BK225	228.00	3.29625	0.738	16					
BK227	230.00	3.32555	0.738	16					

CK Band

Dura-Prime Band Wedge




D&D DURA-PRIME BAND WEDGE belts meet or exceed USA RMA published ratings levels. They are manufactured to perform at identical or higher levels than all major US manufacturer's belts of the same type.

DURA-PRIME BAND WEDGE belts give superior belt performance proven through thousands of hours of customer use to be durable and dependable. The backing attaches the individual belts together, and is made of heavy duty woven fabric encapsulated in rubber for superior flexibility. The helically wound tensile cords are specially manufactured with, twisted, heat and chemically set, polyester material. The body rubber is a highly engineered synthetic rubber compound, specially compounded for cool running, crack resistance, and excellent bonding to the outside fabric and tensile cords.


DURA-PRIME BAND WEDGE belts have a more narrow, deeper wedge shape V with higher power capability and more efficient load carrying characteristics. They allow for smaller and more compact drives.

All DURA-PRIME BAND WEDGE belts are manufactured using the latest in belt technology.





Dura-Prime Band Wedge



* Banded part numbers are the ribs and base ex. 5/**3V300**


* Weight and Top Width are average per rib

* Length is O.C. in Inches

* Ribs are the max ribs offered

3V300	30.00	0.168	0.38	20	5V500	50.00	0.685	0.691	16
3V315	31.50	0.1764	0.38	20	5V530	53.00	0.7261	0.691	16
3V335	33.50	0.1876	0.38	20	5V560	56.00	0.7672	0.691	16
3V355	35.50	0.1988	0.38	20	5V600	60.00	0.822	0.691	16
3V375	37.50	0.21	0.38	20	5V630	63.00	0.8631	0.691	16
3V400	40.00	0.224	0.38	20	5V670	67.00	0.9179	0.691	16
3V425	42.50	0.238	0.38	20	5V700	70.00	0.959	0.691	16
3V450	45.00	0.252	0.38	20	5V710	71.00	0.9727	0.691	16
3V475	47.50	0.266	0.38	20	5V750	75.00	1.0275	0.691	16
3V500	50.00	0.28	0.38	20	5V755	75.50	1.03435	0.691	16
3V510	51.00	0.2856	0.38	20	5V800	80.00	1.096	0.691	16
3V530	53.00	0.2968	0.38	20	5V815	81.50	1.11655	0.691	16
3V560	56.00	0.3136	0.38	20	5V830	83.00	1.1371	0.691	16
3V580	58.00	0.3248	0.38	20	5V835	83.50	1.14395	0.691	16
3V600	60.00	0.336	0.38	20	5V850	85.00	1.1645	0.691	16
3V630	63.00	0.3528	0.38	20	5V870	87.00	1.1919	0.691	16
3V650	65.00	0.364	0.38	20	5V900	90.00	1.233	0.691	16
3V670	67.00	0.3752	0.38	20	5V920	92.00	1.2604	0.691	16
3V700	70.00	0.392	0.38	20	5V930	93.00	1.2741	0.691	16
3V710	71.00	0.3976	0.38	20	5V950	95.00	1.3015	0.691	16
3V730	73.00	0.4088	0.38	20	5V975	97.50	1.33575	0.691	16
3V740	74.00	0.4144	0.38	20	5V1000	100.00	1.37	0.691	16
3V750	75.00	0.42	0.38	20	5V1020	102.00	1.3974	0.691	16
3V800	80.00	0.448	0.38	20	5V1060	106.00	1.4522	0.691	16
3V830	83.00	0.4648	0.38	20	5V1080	108.00	1.4796	0.691	16
3V850	85.00	0.476	0.38	20	5V1120	112.00	1.5344	0.691	16
3V900	90.00	0.504	0.38	20	5V1130	113.00	1.5481	0.691	16
3V920	92.00	0.5152	0.38	20	5V1180	118.00	1.6166	0.691	16
3V950	95.00	0.532	0.38	20	5V1200	120.00	1.644	0.691	16
3V1000	100.00	0.56	0.38	20	5V1210	121.00	1.6577	0.691	16
3V1060	106.00	0.5936	0.38	20	5V1230	123.00	1.6851	0.691	16
3V1120	112.00	0.6272	0.38	20	5V1250	125.00	1.7125	0.691	16
3V1180	118.00	0.6608	0.38	20	5V1290	129.00	1.7673	0.691	16

3V 5V Band



Dura-Prime Band Wedge



* Banded part numbers are the ribs and base ex. 5/**5V1600**

* Weight and Top Width are average per rib

* Length is O.C. in Inches

* Ribs are the max ribs offered

5V1320	132.00	1.8084	0.691	16	8V1250	125.00	4.5125	1.103	12
5V1400	140.00	1.918	0.691	16	8V1320	132.00	4.7652	1.103	12
5V1460	146.00	2.0002	0.691	16	8V1400	140.00	5.054	1.103	12
5V1490	149.00	2.0413	0.691	16	8V1500	150.00	5.415	1.103	12
5V1500	150.00	2.055	0.691	16	8V1550	155.00	5.5955	1.103	12
5V1570	157.00	2.1509	0.691	16	8V1600	160.00	5.776	1.103	12
5V1600	160.00	2.192	0.691	16	8V1650	165.00	5.9565	1.103	12
5V1635	163.50	2.23995	0.691	16	8V1700	170.00	6.137	1.103	12
5V1650	165.00	2.2605	0.691	16	8V1800	180.00	6.498	1.103	12
5V1700	170.00	2.329	0.691	16	8V1900	190.00	6.859	1.103	12
5V1730	173.00	2.3701	0.691	16	8V2000	200.00	7.22	1.103	12
5V1750	175.00	2.3975	0.691	16	8V2040	204.00	7.3644	1.103	12
5V1800	180.00	2.466	0.691	16	8V2120	212.00	7.6532	1.103	12
5V1900	190.00	2.603	0.691	16	8V2240	224.00	8.0864	1.103	12
5V2000	200.00	2.74	0.691	16	8V2350	235.00	8.4835	1.103	12
5V2030	203.00	2.7811	0.691	16	8V2360	236.00	8.5196	1.103	12
5V2060	206.00	2.8222	0.691	16	8V2500	250.00	9.025	1.103	12
5V2120	212.00	2.9044	0.691	16	8V2550	255.00	9.2055	1.103	12
5V2150	215.00	2.9455	0.691	16	8V2600	260.00	9.386	1.103	12
5V2160	216.00	2.9592	0.691	16	8V2630	263.00	9.4943	1.103	12
5V2240	224.00	3.0688	0.691	16	8V2650	265.00	9.5665	1.103	12
5V2360	236.00	3.2332	0.691	16	8V2800	280.00	10.108	1.103	12
5V2480	248.00	3.3976	0.691	16	8V2850	285.00	10.2885	1.103	12
5V2500	250.00	3.425	0.691	16	8V3000	300.00	10.83	1.103	12
5V2650	265.00	3.6305	0.691	16	8V3150	315.00	11.3715	1.103	12
5V2800	280.00	3.836	0.691	16	8V3350	335.00	12.0935	1.103	12
					8V3500	350.00	12.635	1.103	12
					8V3550	355.00	12.8155	1.103	12
					8V3750	375.00	13.5375	1.103	12
					8V4000	400.00	14.44	1.103	12
					8V4250	425.00	15.3425	1.103	12
					8V4500	450.00	16.245	1.103	12
					8V4750	475.00	17.1475	1.103	12

8V Banded

8V Band



Dura-Extreme Band Wedge


D&D DURA-EXTREME BAND WEDGE belts meet or exceed USA RMA published ratings levels. They are manufactured to perform at identical or higher levels than all major US manufacturer's belts of the same type.


DURA-EXTREME BAND WEDGE belts give superior belt performance proven through thousands of hours of customer use to be durable and dependable. The backing attaches the individual belts together, and is made of heavy duty woven fabric encapsulated in rubber for superior flexibility.

DURA-EXTREME BAND WEDGE belts are banded, raw edge, cogged belts that give extreme belt performance. They are specifically manufactured for durable wear resistance, cool running, high heat and oil resistance, flexibility.

DURA-EXTREME BAND WEDGE belts have a more narrow, deeper wedge shape V with higher power capability and more efficient load carrying characteristics. They allow for smaller and more compact drives.

All DURA-EXTREME BAND WEDGE belts are manufactured using the latest in belt technology.





Dura-Extreme Band Wedge



* Banded part numbers are the ribs and base ex. 5/**3VX250**

* Weight and Top Width are average per rib

* Length is O.C. in Inches


* Ribs are the max ribs offered

3VX250	25.00	0.165	0.38	8	3VX620	62.00	0.4092	0.38	8
3VX265	26.50	0.1749	0.38	8	3VX627	62.70	0.41382	0.38	8
3VX280	28.00	0.1848	0.38	8	3VX630	63.00	0.4158	0.38	8
3VX300	30.00	0.198	0.38	8	3VX670	67.00	0.4422	0.38	8
3VX315	31.50	0.2079	0.38	8	3VX710	71.00	0.4686	0.38	8
3VX335	33.50	0.2211	0.38	8	3VX750	75.00	0.495	0.38	8
3VX340	34.00	0.2244	0.38	8	3VX800	80.00	0.528	0.38	8
3VX355	35.50	0.2343	0.38	8	3VX820	82.00	0.5412	0.38	8
3VX360	36.00	0.2376	0.38	8	3VX850	85.00	0.561	0.38	8
3VX375	37.50	0.2475	0.38	8	3VX860	86.00	0.5676	0.38	8
3VX379	37.90	0.25014	0.38	8	3VX900	90.00	0.594	0.38	8
3VX400	40.00	0.264	0.38	8	3VX950	95.00	0.627	0.38	8
3VX415	41.50	0.2739	0.38	8	3VX1000	100.00	0.66	0.38	8
3VX425	42.50	0.2805	0.38	8	3VX1040	104.00	0.6864	0.38	8
3VX430	43.00	0.2838	0.38	8	3VX1060	106.00	0.6996	0.38	8
3VX435	43.50	0.2871	0.38	8	3VX1120	112.00	0.7392	0.38	8
3VX450	45.00	0.297	0.38	8	3VX1180	118.00	0.7788	0.38	8
3VX460	46.00	0.3036	0.38	8	3VX1250	125.00	0.825	0.38	8
3VX465	46.50	0.3069	0.38	8	3VX1320	132.00	0.8712	0.38	8
3VX475	47.50	0.3135	0.38	8	3VX1400	140.00	0.924	0.38	8
3VX485	48.50	0.3201	0.38	8	3VX1500	150.00	0.99	0.38	8
3VX490	49.00	0.3234	0.38	8					
3VX500	50.00	0.33	0.38	8					
3VX520	52.00	0.3432	0.38	8					
3VX527	52.70	0.34782	0.38	8					
3VX530	53.00	0.3498	0.38	8					
3VX550	55.00	0.363	0.38	8					
3VX555	55.50	0.3663	0.38	8					
3VX560	56.00	0.3696	0.38	8					
3VX570	57.00	0.3762	0.38	8					
3VX575	57.50	0.3795	0.38	8					
3VX580	58.00	0.3828	0.38	8					
3VX600	60.00	0.396	0.38	8					

3VX Band



Dura-Extreme Band Wedge



* Banded part numbers are the ribs and base ex. 5/**5VX245**

* Weight and Top Width are average per rib

* Length is O.C. in Inches

* Ribs are the max ribs offered

5VX245	24.50	0.33075	0.691	8	5VX813	81.30	1.09755	0.691	8
5VX450	45.00	0.6075	0.691	8	5VX815	81.50	1.10025	0.691	8
5VX470	47.00	0.6345	0.691	8	5VX820	82.00	1.107	0.691	8
5VX490	49.00	0.6615	0.691	8	5VX830	83.00	1.1205	0.691	8
5VX500	50.00	0.675	0.691	8	5VX835	83.50	1.12725	0.691	8
5VX510	51.00	0.6885	0.691	8	5VX840	84.00	1.134	0.691	8
5VX530	53.00	0.7155	0.691	8	5VX850	85.00	1.1475	0.691	8
5VX540	54.00	0.729	0.691	8	5VX860	86.00	1.161	0.691	8
5VX544	54.40	0.7344	0.691	8	5VX870	87.00	1.1745	0.691	8
5VX550	55.00	0.7425	0.691	8	5VX880	88.00	1.188	0.691	8
5VX560	56.00	0.756	0.691	8	5VX885	88.50	1.19475	0.691	8
5VX570	57.00	0.7695	0.691	8	5VX900	90.00	1.215	0.691	8
5VX580	58.00	0.783	0.691	8	5VX920	92.00	1.242	0.691	8
5VX590	59.00	0.7965	0.691	8	5VX930	93.00	1.2555	0.691	8
5VX600	60.00	0.81	0.691	8	5VX950	95.00	1.2825	0.691	8
5VX610	61.00	0.8235	0.691	8	5VX960	96.00	1.296	0.691	8
5VX630	63.00	0.8505	0.691	8	5VX1000	100.00	1.35	0.691	8
5VX650	65.00	0.8775	0.691	8	5VX1030	103.00	1.3905	0.691	8
5VX660	66.00	0.891	0.691	8	5VX1040	104.00	1.404	0.691	8
5VX670	67.00	0.9045	0.691	8	5VX1060	106.00	1.431	0.691	8
5VX680	68.00	0.918	0.691	8	5VX1070	107.00	1.4445	0.691	8
5VX686	68.60	0.9261	0.691	8	5VX1075	107.50	1.45125	0.691	8
5VX690	69.00	0.9315	0.691	8	5VX1080	108.00	1.458	0.691	8
5VX700	70.00	0.945	0.691	8	5VX1085	108.50	1.46475	0.691	8
5VX710	71.00	0.9585	0.691	8	5VX1090	109.00	1.4715	0.691	8
5VX730	73.00	0.9855	0.691	8	5VX1120	112.00	1.512	0.691	8
5VX740	74.00	0.999	0.691	8	5VX1150	115.00	1.5525	0.691	8
5VX750	75.00	1.0125	0.691	8	5VX1160	116.00	1.566	0.691	8
5VX768	76.80	1.0368	0.691	8	5VX1180	118.00	1.593	0.691	8
5VX780	78.00	1.053	0.691	8	5VX1200	120.00	1.62	0.691	8
5VX787	78.70	1.06245	0.691	8	5VX1230	123.00	1.6605	0.691	8
5VX800	80.00	1.08	0.691	8	5VX1250	125.00	1.6875	0.691	8
5VX810	81.00	1.0935	0.691	8	5VX1320	132.00	1.782	0.691	8

5VX Band


Dura-Ultimate Band Wedge



D&D DURA-ULTIMATE BAND WEDGE belts meet or exceed USA RMA published ratings levels. They are manufactured to perform at identical or higher levels than all major US Manufacturer's belts of the same type.


DURA-ULTIMATE BAND WEDGE belts give superior belt performance proven through thousands of hours of customer use to be durable and dependable. The backing attaches the individual belts together, and is made of heavy duty woven fabric encapsulated in rubber for superior flexibility. The helically wound tensile cords are specially manufactured with, twisted, heat and chemically set, aramid material. The body rubber is a highly engineered synthetic rubber compound, specially compounded for cool running, crack resistance, and excellent bonding to the outside fabric and tensile cords. These high-quality cords are extremely resistant to severe repeated shock loads.

DURA-ULTIMATE BAND WEDGE belts have a more narrow, deeper wedge shape V with higher power capability and more efficient load carrying characteristics. They allow for smaller and more compact drives. All DURA-ULTIMATE BAND WEDGE belts are manufactured using the latest in belt technology.





Dura-Ultimate Band Wedge



* Banded part numbers are the ribs and base ex. 5/**3VK375**


* Weight and Top Width are average per rib

* Length is O.C. in Inches

* Ribs are the max ribs offered

3VK375	37.50	0.21	0.38	20	5VK500	50.00	0.695	0.691	16
3VK425	42.50	0.238	0.38	20	5VK530	53.00	0.7367	0.691	16
3VK440	44.00	0.2464	0.38	20	5VK560	56.00	0.7784	0.691	16
3VK450	45.00	0.252	0.38	20	5VK600	60.00	0.834	0.691	16
3VK465	46.50	0.2604	0.38	20	5VK630	63.00	0.8757	0.691	16
3VK475	47.50	0.266	0.38	20	5VK670	67.00	0.9313	0.691	16
3VK500	50.00	0.28	0.38	20	5VK700	70.00	0.973	0.691	16
3VK530	53.00	0.2968	0.38	20	5VK710	71.00	0.9869	0.691	16
3VK560	56.00	0.3136	0.38	20	5VK730	73.00	1.0147	0.691	16
3VK600	60.00	0.336	0.38	20	5VK750	75.00	1.0425	0.691	16
3VK630	63.00	0.3528	0.38	20	5VK800	80.00	1.112	0.691	16
3VK670	67.00	0.3752	0.38	20	5VK830	83.00	1.1537	0.691	16
3VK710	71.00	0.3976	0.38	20	5VK850	85.00	1.1815	0.691	16
3VK750	75.00	0.42	0.38	20	5VK870	87.00	1.2093	0.691	16
3VK800	80.00	0.448	0.38	20	5VK900	90.00	1.251	0.691	16
3VK850	85.00	0.476	0.38	20	5VK950	95.00	1.3205	0.691	16
3VK900	90.00	0.504	0.38	20	5VK965	96.50	1.34135	0.691	16
3VK950	95.00	0.532	0.38	20	5VK1000	100.00	1.39	0.691	16
3VK1000	100.00	0.56	0.38	20	5VK1060	106.00	1.4734	0.691	16
3VK1060	106.00	0.5936	0.38	20	5VK1120	112.00	1.5568	0.691	16
3VK1120	112.00	0.6272	0.38	20	5VK1180	118.00	1.6402	0.691	16
3VK1180	118.00	0.6608	0.38	20	5VK1200	120.00	1.668	0.691	16
3VK1250	125.00	0.7	0.38	20	5VK1230	123.00	1.7097	0.691	16
3VK1320	132.00	0.7392	0.38	20	5VK1250	125.00	1.7375	0.691	16
3VK1400	140.00	0.784	0.38	20	5VK1320	132.00	1.8348	0.691	16
					5VK1400	140.00	1.946	0.691	16
					5VK1500	150.00	2.085	0.691	16
					5VK1570	157.00	2.1823	0.691	16
					5VK1600	160.00	2.224	0.691	16
					5VK1650	165.00	2.2935	0.691	16
					5VK1700	170.00	2.363	0.691	16
					5VK1730	173.00	2.4047	0.691	16
					5VK1750	175.00	2.4325	0.691	16

3VK 5VK Band



Dura-Ultimate Band



* Banded part numbers are the ribs and base ex. 5/**8VK1000**

* Weight and Top Width are average per rib

* Length is O.C. in Inches

* Ribs are the max ribs offered

5VK1800	180.00	2.502	0.691	16	8VK1000	100.00	3.73	1.103	12
5VK1850	185.00	2.5715	0.691	16	8VK1060	106.00	3.9538	1.103	12
5VK1900	190.00	2.641	0.691	16	8VK1120	112.00	4.1776	1.103	12
5VK2000	200.00	2.78	0.691	16	8VK1180	118.00	4.4014	1.103	12
5VK2030	203.00	2.8217	0.691	16	8VK1250	125.00	4.6625	1.103	12
5VK2060	206.00	2.8634	0.691	16	8VK1320	132.00	4.9236	1.103	12
5VK2120	212.00	2.9468	0.691	16	8VK1400	140.00	5.222	1.103	12
5VK2240	224.00	3.1136	0.691	16	8VK1500	150.00	5.595	1.103	12
5VK2360	236.00	3.2804	0.691	16	8VK1600	160.00	5.968	1.103	12
5VK2500	250.00	3.475	0.691	16	8VK1700	170.00	6.341	1.103	12
5VK2650	265.00	3.6835	0.691	16	8VK1800	180.00	6.714	1.103	12
5VK2800	280.00	3.892	0.691	16	8VK1900	190.00	7.087	1.103	12
5VK3000	300.00	4.17	0.691	16	8VK2000	200.00	7.46	1.103	12
5VK3150	315.00	4.3785	0.691	16	8VK2120	212.00	7.9076	1.103	12
5VK3350	335.00	4.6565	0.691	16	8VK2240	224.00	8.3552	1.103	12
5VK3550	355.00	4.9345	0.691	16	8VK2360	236.00	8.8028	1.103	12
					8VK2500	250.00	9.325	1.103	12
					8VK2650	265.00	9.8845	1.103	12
					8VK2800	280.00	10.444	1.103	12
					8VK3000	300.00	11.19	1.103	12
					8VK3150	315.00	11.7495	1.103	12
					8VK3350	335.00	12.4955	1.103	12
					8VK3550	355.00	13.2415	1.103	12
					8VK3750	375.00	13.9875	1.103	12
					8VK4000	400.00	14.92	1.103	12
					8VK4250	425.00	15.8525	1.103	12
					8VK4500	450.00	16.785	1.103	12
					8VK4750	475.00	17.7175	1.103	12
					8VK5000	500.00	18.65	1.103	12
					8VK5600	560.00	20.888	1.103	12
					8VK5900	590.00	22.007	1.103	12
					8VK6000	600.00	22.38	1.103	12
					8VK6600	660.00	24.618	1.103	12

8VK Band





Dura-Prime Band Metric

D&D DURA-PRIME BAND METRIC CLASSICAL belts meet or exceed USA RMA published ratings levels. They are manufactured to perform at identical or higher levels than all major US manufacturer's belts of the same type.

DURA-PRIME BAND METRIC belts give superior belt performance proven through thousands of hours of customer use to be durable and dependable. The backing attaches the individual belts together, and is made of heavy duty woven fabric encapsulated in rubber for superior flexibility. The helically wound tensile cords are specially manufactured with, twisted, heat and chemically set, polyester material. The body rubber is a highly engineered synthetic rubber compound, specially compounded for cool running, crack resistance, and excellent bonding to the outside fabric and tensile cords.

All DURA-PRIME BAND METRIC belts are manufactured using the latest in belt technology.





Dura-Prime Band Metric



* Banded part numbers are the ribs and base ex. 5/**SPZ1250**

* Weight and Top Width are average per rib

* Length is O.C. in Inches


* Ribs are the max ribs offered

SPZ1250	1250.00	0.275	12.17	20	SPA1250	1250.00	0.46375	15.518	20
SPZ1400	1400.00	0.308	12.17	20	SPA1307	1307.00	0.484897	15.518	20
SPZ1450	1450.00	0.319	12.17	20	SPA1400	1400.00	0.5194	15.518	20
SPZ1470	1470.00	0.3234	12.17	20	SPA1500	1500.00	0.5565	15.518	20
SPZ1500	1500.00	0.33	12.17	20	SPA1507	1507.00	0.559097	15.518	20
SPZ1600	1600.00	0.352	12.17	20	SPA1525	1525.00	0.565775	15.518	20
SPZ1700	1700.00	0.374	12.17	20	SPA1532	1532.00	0.568372	15.518	20
SPZ1800	1800.00	0.396	12.17	20	SPA1550	1550.00	0.57505	15.518	20
SPZ1900	1900.00	0.418	12.17	20	SPA1557	1557.00	0.577647	15.518	20
SPZ2000	2000.00	0.44	12.17	20	SPA1575	1575.00	0.584325	15.518	20
SPZ2037	2037.00	0.44814	12.17	20	SPA1582	1582.00	0.586922	15.518	20
SPZ2120	2120.00	0.4664	12.17	20	SPA1600	1600.00	0.5936	15.518	20
SPZ2240	2240.00	0.4928	12.17	20	SPA1607	1607.00	0.596197	15.518	20
SPZ2360	2360.00	0.5192	12.17	20	SPA1625	1625.00	0.602875	15.518	20
SPZ2500	2500.00	0.55	12.17	20	SPA1630	1630.00	0.60473	15.518	20
SPZ2650	2650.00	0.583	12.17	20	SPA1632	1632.00	0.605472	15.518	20
SPZ2800	2800.00	0.616	12.17	20	SPA1650	1650.00	0.61215	15.518	20
SPZ3000	3000.00	0.66	12.17	20	SPA1657	1657.00	0.614747	15.518	20
SPZ3150	3150.00	0.693	12.17	20	SPA1662	1662.00	0.616602	15.518	20
SPZ3350	3350.00	0.737	12.17	20	SPA1675	1675.00	0.621425	15.518	20
SPZ3550	3550.00	0.781	12.17	20	SPA1680	1680.00	0.62328	15.518	20
					SPA1682	1682.00	0.624022	15.518	20
					SPA1700	1700.00	0.6307	15.518	20
					SPA1707	1707.00	0.633297	15.518	20
					SPA1725	1725.00	0.639975	15.518	20
					SPA1732	1732.00	0.642572	15.518	20
					SPA1750	1750.00	0.64925	15.518	20
					SPA1757	1757.00	0.651847	15.518	20
					SPA1775	1775.00	0.658525	15.518	20
					SPA1782	1782.00	0.661122	15.518	20
					SPA1800	1800.00	0.6678	15.518	20
					SPA1807	1807.00	0.670397	15.518	20
					SPA1825	1825.00	0.677075	15.518	20

SPZ SPA Band



Dura-Prime Band Metric



* Banded part numbers are the ribs and base ex. 5/**SPA1907**


* Weight and Top Width are average per rib

* Length is O.C. in Inches

* Ribs are the max ribs offered

SPA1832	1832.00	0.679672	15.518	20	SPA2300	2300.00	0.8533	15.518	20
SPA1850	1850.00	0.68635	15.518	20	SPA2307	2307.00	0.855897	15.518	20
SPA1857	1857.00	0.688947	15.518	20	SPA2332	2332.00	0.865172	15.518	20
SPA1875	1875.00	0.695625	15.518	20	SPA2350	2350.00	0.87185	15.518	20
SPA1882	1882.00	0.698222	15.518	20	SPA2360	2360.00	0.87556	15.518	20
SPA1900	1900.00	0.7049	15.518	20	SPA2382	2382.00	0.883722	15.518	20
SPA1907	1907.00	0.707497	15.518	20	SPA2400	2400.00	0.8904	15.518	20
SPA1925	1925.00	0.714175	15.518	20	SPA2432	2432.00	0.902272	15.518	20
SPA1932	1932.00	0.716772	15.518	20	SPA2450	2450.00	0.90895	15.518	20
SPA1950	1950.00	0.72345	15.518	20	SPA2482	2482.00	0.920822	15.518	20
SPA1957	1957.00	0.726047	15.518	20	SPA2500	2500.00	0.9275	15.518	20
SPA1982	1982.00	0.735322	15.518	20	SPA2650	2650.00	0.98315	15.518	20
SPA1983	1983.00	0.735693	15.518	20	SPA2800	2800.00	1.0388	15.518	20
SPA2000	2000.00	0.742	15.518	20	SPA2932	2932.00	1.087772	15.518	20
SPA2032	2032.00	0.753872	15.518	20	SPA3000	3000.00	1.113	15.518	20
SPA2050	2050.00	0.76055	15.518	20	SPA3032	3032.00	1.124872	15.518	20
SPA2057	2057.00	0.763147	15.518	20	SPA3070	3070.00	1.13897	15.518	20
SPA2075	2075.00	0.769825	15.518	20	SPA3082	3082.00	1.143422	15.518	20
SPA2082	2082.00	0.772422	15.518	20	SPA3150	3150.00	1.16865	15.518	20
SPA2100	2100.00	0.7791	15.518	20	SPA3350	3350.00	1.24285	15.518	20
SPA2120	2120.00	0.78652	15.518	20	SPA3550	3550.00	1.31705	15.518	20
SPA2125	2125.00	0.788375	15.518	20	SPA3650	3650.00	1.35415	15.518	20
SPA2132	2132.00	0.790972	15.518	20	SPA3750	3750.00	1.39125	15.518	20
SPA2150	2150.00	0.79765	15.518	20	SPA4000	4000.00	1.484	15.518	20
SPA2175	2175.00	0.806925	15.518	20	SPA4250	4250.00	1.57675	15.518	20
SPA2182	2182.00	0.809522	15.518	20	SPA4500	4500.00	1.6695	15.518	20
SPA2200	2200.00	0.8162	15.518	20					
SPA2207	2207.00	0.818797	15.518	20					
SPA2227	2227.00	0.826217	15.518	20					
SPA2232	2232.00	0.828072	15.518	20					
SPA2240	2240.00	0.83104	15.518	20					
SPA2250	2250.00	0.83475	15.518	20					
SPA2282	2282.00	0.846622	15.518	20					

SPA Band



Dura-Prime Band Metric



* Banded part numbers are the ribs and base ex. 5/SPB1900

* Weight and Top Width are average per rib

* Length is O.C. in Inches

* Ribs are the max ribs offered

SPB1900	1900.00	1.024993	18.576	16	SPC2240	2240.00	2.2848	25.041	12
SPB2000	2000.00	1.07894	18.576	16	SPC3000	3000.00	3.06	25.041	12
SPB2120	2120.00	1.1436764	18.576	16	SPC3150	3150.00	3.213	25.041	12
SPB2180	2180.00	1.1760446	18.576	16	SPC3350	3350.00	3.417	25.041	12
SPB2240	2240.00	1.2084128	18.576	16	SPC3550	3550.00	3.621	25.041	12
SPB2350	2350.00	1.2677545	18.576	16	SPC3750	3750.00	3.825	25.041	12
SPB2360	2360.00	1.2731492	18.576	16	SPC4000	4000.00	4.08	25.041	12
SPB2500	2500.00	1.348675	18.576	16	SPC4250	4250.00	4.335	25.041	12
SPB2530	2530.00	1.3648591	18.576	16	SPC4500	4500.00	4.59	25.041	12
SPB2650	2650.00	1.4295955	18.576	16	SPC4750	4750.00	4.845	25.041	12
SPB2800	2800.00	1.510516	18.576	16	SPC5000	5000.00	5.1	25.041	12
SPB2840	2840.00	1.5320948	18.576	16	SPC5300	5300.00	5.406	25.041	12
SPB3000	3000.00	1.61841	18.576	16	SPC5600	5600.00	5.712	25.041	12
SPB3150	3150.00	1.6993305	18.576	16	SPC6000	6000.00	6.12	25.041	12
SPB3350	3350.00	1.8072245	18.576	16	SPC6300	6300.00	6.426	25.041	12
SPB3450	3450.00	1.8611715	18.576	16	SPC6700	6700.00	6.834	25.041	12
SPB3550	3550.00	1.9151185	18.576	16	SPC7100	7100.00	7.242	25.041	12
SPB3650	3650.00	1.9690655	18.576	16	SPC7500	7500.00	7.65	25.041	12
SPB3750	3750.00	2.0230125	18.576	16	SPC8000	8000.00	8.16	25.041	12
SPB3870	3870.00	2.0877489	18.576	16	SPC8500	8500.00	8.67	25.041	12
SPB4000	4000.00	2.15788	18.576	16	SPC9000	9000.00	9.18	25.041	12
SPB4120	4120.00	2.2226164	18.576	16	SPC9500	9500.00	9.69	25.041	12
SPB4250	4250.00	2.2927475	18.576	16	SPC10000	10000.00	10.2	25.041	12
SPB4370	4370.00	2.3574839	18.576	16	SPC10600	10600.00	10.812	25.041	12
SPB4500	4500.00	2.427615	18.576	16	SPC11200	11200.00	11.424	25.041	12
SPB4550	4550.00	2.4545885	18.576	16	SPC11800	11800.00	12.036	25.041	12
SPB4750	4750.00	2.5624825	18.576	16	SPC12500	12500.00	12.75	25.041	12
SPB4820	4820.00	2.6002454	18.576	16	SPC3650	3650.00	3.723	25.041	12
SPB5000	5000.00	2.69735	18.576	16					
SPB5300	5300.00	2.859191	18.576	16					
SPB5600	5600.00	3.021032	18.576	16					
SPB6000	6000.00	3.23682	18.576	16					
SPB6300	6300.00	3.398661	18.576	16					

SPB SPC Band




Dura-Prime Pro Serpentine

D&D DURA-PRIME RIB PRO SERPENTINE belts meet or exceed USA RMA published ratings levels. They are manufactured to perform at identical or higher levels than all major US Manufacturer's belts of the same type.

DURA-PRIME RIB PRO SERPENTINE ribbed belts are designed for high speed and high drive ratio applications. They are made of abrasion and heat resistant material, and are proven through thousands of hours of customer use to be durable and dependable.

All DURA-PRIME RIB PRO SERPENTINE polybelts are manufactured using the latest in belt technology.





Dura-Prime Pro Serpentine



* Serpentine part numbers are the base and ribs ex. **110J6**

* Weight and Top Width are average per rib


* Length is O.C. in Inches

* Ribs are the max ribs offered

110J	11.00	0.007	110J-RIB	300J	30.00	0.018	300J-RIB
120J	12.00	0.007	120J-RIB	310J	31.00	0.019	310J-RIB
130J	13.00	0.008	130J-RIB	315J	31.50	0.019	315J-RIB
135J	13.50	0.008	135J-RIB	316J	31.60	0.019	316J-RIB
140J	14.00	0.008	140J-RIB	320J	32.00	0.019	320J-RIB
143J	14.30	0.009	143J-RIB	323J	32.30	0.019	323J-RIB
150J	15.00	0.009	150J-RIB	329J	32.90	0.020	329J-RIB
160J	16.00	0.010	160J-RIB	330J	33.00	0.020	330J-RIB
163J	16.30	0.010	163J-RIB	331J	33.10	0.020	331J-RIB
165J	16.50	0.010	165J-RIB	335J	33.50	0.020	335J-RIB
170J	17.00	0.010	170J-RIB	340J	34.00	0.020	340J-RIB
180J	18.00	0.011	180J-RIB	345J	34.50	0.021	345J-RIB
185J	18.50	0.011	185J-RIB	347J	34.70	0.021	347J-RIB
187J	18.70	0.011	187J-RIB	350J	35.00	0.021	350J-RIB
190J	19.00	0.011	190J-RIB	352J	35.20	0.021	352J-RIB
195J	19.50	0.012	195J-RIB	360J	36.00	0.022	360J-RIB
200J	20.00	0.012	200J-RIB	370J	37.00	0.022	370J-RIB
210J	21.00	0.013	210J-RIB	374J	37.40	0.022	374J-RIB
217J	21.70	0.013	217J-RIB	375J	37.50	0.023	375J-RIB
220J	22.00	0.013	220J-RIB	376J	37.60	0.023	376J-RIB
230J	23.00	0.014	230J-RIB	378J	37.80	0.023	378J-RIB
235J	23.50	0.014	235J-RIB	380J	38.00	0.023	380J-RIB
240J	24.00	0.014	240J-RIB	390J	39.00	0.023	390J-RIB
245J	24.50	0.015	245J-RIB	392J	39.20	0.024	392J-RIB
250J	25.00	0.015	250J-RIB	400J	40.00	0.024	400J-RIB
260J	26.00	0.016	260J-RIB	402J	40.20	0.024	402J-RIB
262J	26.20	0.016	262J-RIB	410J	41.00	0.025	410J-RIB
270J	27.00	0.016	270J-RIB	415J	41.50	0.025	415J-RIB
280J	28.00	0.017	280J-RIB	417J	41.70	0.025	417J-RIB
285J	28.50	0.017	285J-RIB	420J	42.00	0.025	420J-RIB
287J	28.70	0.017	287J-RIB	425J	42.50	0.026	425J-RIB
290J	29.00	0.017	290J-RIB	427J	42.70	0.026	427J-RIB
295J	29.50	0.018	295J-RIB	430J	43.00	0.026	430J-RIB



Dura-Prime Pro Serpentine



* Serpentine part numbers are the base and ribs ex. **480J6**

* Weight and Top Width are average per rib

* Length is O.C. in Inches

* Ribs are the max ribs offered

435J	43.50	0.026	435J-RIB	540J	54.00	0.032	540J-RIB
437J	43.70	0.026	437J-RIB	547J	54.70	0.033	547J-RIB
440J	44.00	0.026	440J-RIB	550J	55.00	0.033	550J-RIB
442J	44.20	0.027	442J-RIB	553J	55.30	0.033	553J-RIB
445J	44.50	0.027	445J-RIB	560J	56.00	0.034	560J-RIB
447J	44.70	0.027	447J-RIB	562J	56.20	0.034	562J-RIB
450J	45.00	0.027	450J-RIB	567J	56.70	0.034	567J-RIB
453J	45.30	0.027	453J-RIB	570J	57.00	0.034	570J-RIB
457J	45.70	0.027	457J-RIB	575J	57.50	0.035	575J-RIB
460J	46.00	0.028	460J-RIB	580J	58.00	0.035	580J-RIB
466J	46.60	0.028	466J-RIB	581J	58.10	0.035	581J-RIB
470J	47.00	0.028	470J-RIB	590J	59.00	0.035	590J-RIB
472J	47.20	0.028	472J-RIB	600J	60.00	0.036	600J-RIB
473J	47.30	0.028	473J-RIB	610J	61.00	0.037	610J-RIB
480J	48.00	0.029	480J-RIB	620J	62.00	0.037	620J-RIB
481J	48.10	0.029	481J-RIB	625J	62.50	0.038	625J-RIB
485J	48.50	0.029	485J-RIB	630J	63.00	0.038	630J-RIB
490J	49.00	0.029	490J-RIB	640J	64.00	0.038	640J-RIB
497J	49.70	0.030	497J-RIB	650J	65.00	0.039	650J-RIB
500J	50.00	0.030	500J-RIB	655J	65.50	0.039	655J-RIB
502J	50.20	0.030	502J-RIB	670J	67.00	0.040	670J-RIB
504J	50.40	0.030	504J-RIB	680J	68.00	0.041	680J-RIB
505J	50.50	0.030	505J-RIB	690J	69.00	0.041	690J-RIB
506J	50.60	0.030	506J-RIB	700J	70.00	0.042	700J-RIB
510J	51.00	0.031	510J-RIB	730J	73.00	0.044	730J-RIB
512J	51.20	0.031	512J-RIB	740J	74.00	0.044	740J-RIB
515J	51.50	0.031	515J-RIB	746J	74.60	0.045	746J-RIB
518J	51.80	0.031	518J-RIB	750J	75.00	0.045	750J-RIB
520J	52.00	0.031	520J-RIB	752J	75.20	0.045	752J-RIB
525J	52.50	0.032	525J-RIB	754J	75.40	0.045	754J-RIB
530J	53.00	0.032	530J-RIB	760J	76.00	0.046	760J-RIB
533J	53.30	0.032	533J-RIB	770J	77.00	0.046	770J-RIB
534J	53.40	0.032	534J-RIB	774J	77.40	0.046	774J-RIB



Dura-Prime Pro Serpentine



* Serpentine part numbers are the base and ribs ex. **200K6**

* Weight and Top Width are average per rib


* Length is O.C. in Inches

* Ribs are the max ribs offered

775J	77.50	0.047	775J-RIB	195K	20.25	0.020	195K-RIB
780J	78.00	0.047	780J-RIB	200K	20.75	0.020	200K-RIB
784J	78.40	0.047	784J-RIB	205K	21.25	0.021	205K-RIB
785J	78.50	0.047	785J-RIB	210K	21.75	0.021	210K-RIB
795J	79.50	0.048	795J-RIB	215K	22.25	0.022	215K-RIB
810J	81.00	0.049	810J-RIB	217K	22.45	0.022	217K-RIB
820J	82.00	0.049	820J-RIB	218K	22.55	0.022	218K-RIB
840J	84.00	0.050	840J-RIB	220K	22.75	0.022	220K-RIB
848J	84.80	0.051	848J-RIB	222K	22.95	0.023	222K-RIB
870J	87.00	0.052	870J-RIB	225K	23.25	0.023	225K-RIB
880J	88.00	0.053	880J-RIB	230K	23.75	0.023	230K-RIB
890J	89.00	0.053	890J-RIB	233K	24.05	0.024	233K-RIB
895J	89.50	0.054	895J-RIB	235K	24.25	0.024	235K-RIB
900J	90.00	0.054	900J-RIB	236K	24.35	0.024	236K-RIB
902J	90.20	0.054	902J-RIB	237K	24.45	0.024	237K-RIB
904J	90.40	0.054	904J-RIB	238K	24.55	0.024	238K-RIB
920J	92.00	0.055	920J-RIB	240K	24.75	0.024	240K-RIB
930J	93.00	0.056	930J-RIB	243K	25.05	0.025	243K-RIB
940J	94.00	0.056	940J-RIB	244K	25.15	0.025	244K-RIB
950J	95.00	0.057	950J-RIB	245K	25.25	0.025	245K-RIB
960J	96.00	0.058	960J-RIB	246K	25.35	0.025	246K-RIB
970J	97.00	0.058	970J-RIB	248K	25.55	0.025	248K-RIB
980J	98.00	0.059	980J-RIB	250K	25.75	0.026	250K-RIB
1000J	100	0.060	1000J-RIB	252K	25.95	0.026	252K-RIB
1055J	105.5	0.063	1055J-RIB	255K	26.25	0.026	255K-RIB
1184J	118.4	TBD	1184J-RIB	260K	26.75	0.027	260K-RIB
1200J	120	0.072	1200J-RIB	261K	26.85	0.027	261K-RIB
1300J	130	0.078	1300J-RIB	262K	26.95	0.027	262K-RIB
1428J	142.8	TBD	1428J-RIB	265K	27.25	0.027	265K-RIB
				267K	27.45	0.027	267K-RIB
				268K	27.55	0.027	268K-RIB
				270K	27.75	0.028	270K-RIB
				272K	27.95	0.028	272K-RIB



Dura-Prime Pro Serpentine



* Serpentine part numbers are the base and ribs ex. **285K6**

* Weight and Top Width are average per rib

* Length is O.C. in Inches

* Ribs are the max ribs offered

273K	28.05	0.028	273K-RIB	328K	33.55	0.033	328K-RIB
274K	28.15	0.028	274K-RIB	330K	33.75	0.034	330K-RIB
275K	28.25	0.028	275K-RIB	331K	33.85	0.034	331K-RIB
280K	28.75	0.029	280K-RIB	332K	33.95	0.034	332K-RIB
281K	28.85	0.029	281K-RIB	333K	34.05	0.034	333K-RIB
282K	28.95	0.029	282K-RIB	335K	34.25	0.034	335K-RIB
283K	29.05	0.029	283K-RIB	336K	34.35	0.034	336K-RIB
285K	29.25	0.029	285K-RIB	337K	34.45	0.034	337K-RIB
287K	29.45	0.029	287K-RIB	338K	34.55	0.034	338K-RIB
288K	29.55	0.029	288K-RIB	340K	34.75	0.035	340K-RIB
290K	29.75	0.030	290K-RIB	341K	34.85	0.035	341K-RIB
291K	29.85	0.030	291K-RIB	342K	34.95	0.035	342K-RIB
292K	29.95	0.030	292K-RIB	343K	35.05	0.035	343K-RIB
295K	30.25	0.030	295K-RIB	344K	35.15	0.035	344K-RIB
297K	30.45	0.030	297K-RIB	345K	35.25	0.035	345K-RIB
299K	30.65	0.030	299K-RIB	346K	35.35	0.035	346K-RIB
300K	30.75	0.031	300K-RIB	347K	35.45	0.035	347K-RIB
301K	30.85	0.031	301K-RIB	348K	35.55	0.035	348K-RIB
303K	31.05	0.031	303K-RIB	350K	35.75	0.036	350K-RIB
305K	31.25	0.031	305K-RIB	352K	35.95	0.036	352K-RIB
307K	31.45	0.031	307K-RIB	353K	36.05	0.036	353K-RIB
309K	31.65	0.032	309K-RIB	354K	36.15	0.036	354K-RIB
310K	31.75	0.032	310K-RIB	355K	36.25	0.036	355K-RIB
311K	31.85	0.032	311K-RIB	356K	36.35	0.036	356K-RIB
313K	32.05	0.032	313K-RIB	358K	36.55	0.037	358K-RIB
315K	32.25	0.032	315K-RIB	360K	36.75	0.037	360K-RIB
317K	32.45	0.032	317K-RIB	362K	36.95	0.037	362K-RIB
319K	32.65	0.033	319K-RIB	364K	37.15	0.037	364K-RIB
320K	32.75	0.033	320K-RIB	365K	37.25	0.037	365K-RIB
321K	32.85	0.033	321K-RIB	366K	37.35	0.037	366K-RIB
323K	33.05	0.033	323K-RIB	368K	37.55	0.038	368K-RIB
325K	33.25	0.033	325K-RIB	370K	37.75	0.038	370K-RIB
327K	33.45	0.033	327K-RIB	372K	37.95	0.038	372K-RIB



Dura-Prime Pro Serpentine



* Serpentine part numbers are the base and ribs ex. **400K6**

* Weight and Top Width are average per rib


* Length is O.C. in Inches

* Ribs are the max ribs offered

373K	38.05	0.038	373K-RIB	413K	42.05	0.042	413K-RIB
374K	38.15	0.038	374K-RIB	414K	42.15	0.042	414K-RIB
375K	38.25	0.038	375K-RIB	415K	42.25	0.042	415K-RIB
376K	38.35	0.038	376K-RIB	417K	42.45	0.043	417K-RIB
377K	38.45	0.038	377K-RIB	418K	42.55	0.043	418K-RIB
378K	38.55	0.039	378K-RIB	419K	42.65	0.043	419K-RIB
380K	38.75	0.039	380K-RIB	420K	42.75	0.043	420K-RIB
382K	38.95	0.039	382K-RIB	421K	42.85	0.043	421K-RIB
384K	39.15	0.039	384K-RIB	423K	43.05	0.043	423K-RIB
385K	39.25	0.039	385K-RIB	425K	43.25	0.043	425K-RIB
386K	39.35	0.039	386K-RIB	427K	43.45	0.044	427K-RIB
387K	39.45	0.039	387K-RIB	429K	43.65	0.044	429K-RIB
388K	39.55	0.040	388K-RIB	430K	43.75	0.044	430K-RIB
390K	39.75	0.040	390K-RIB	431K	43.85	0.044	431K-RIB
392K	39.95	0.040	392K-RIB	432K	43.95	0.044	432K-RIB
393K	40.05	0.040	393K-RIB	433K	44.05	0.044	433K-RIB
394K	40.15	0.040	394K-RIB	434K	44.15	0.044	434K-RIB
395K	40.25	0.040	395K-RIB	435K	44.25	0.044	435K-RIB
396K	40.35	0.040	396K-RIB	436K	44.35	0.044	436K-RIB
398K	40.55	0.041	398K-RIB	437K	44.45	0.045	437K-RIB
400K	40.75	0.041	400K-RIB	438K	44.55	0.045	438K-RIB
401K	40.85	0.041	401K-RIB	439K	44.65	0.045	439K-RIB
402K	40.95	0.041	402K-RIB	440K	44.75	0.045	440K-RIB
403K	41.05	0.041	403K-RIB	441K	44.85	0.045	441K-RIB
404K	41.15	0.041	404K-RIB	442K	44.95	0.045	442K-RIB
405K	41.25	0.041	405K-RIB	443K	45.05	0.045	443K-RIB
406K	41.35	0.041	406K-RIB	445K	45.25	0.045	445K-RIB
407K	41.45	0.042	407K-RIB	446K	45.35	0.045	446K-RIB
408K	41.55	0.042	408K-RIB	447K	45.45	0.046	447K-RIB
409K	41.65	0.042	409K-RIB	448K	45.55	0.046	448K-RIB
410K	41.75	0.042	410K-RIB	449K	45.65	0.046	449K-RIB
411K	41.85	0.042	411K-RIB	450K	45.75	0.046	450K-RIB
412K	41.95	0.042	412K-RIB	451K	45.85	0.046	451K-RIB



Dura-Prime Pro Serpentine




* Serpentine part numbers are the base and ribs ex. **495K6**

* Weight and Top Width are average per rib

* Length is O.C. in Inches

* Ribs are the max ribs offered

452K	45.95	0.046	452K-RIB	494K	50.15	0.050	494K-RIB
453K	46.05	0.046	453K-RIB	495K	50.25	0.050	495K-RIB
454K	46.15	0.046	454K-RIB	496K	50.35	0.051	496K-RIB
455K	46.25	0.046	455K-RIB	500K	50.75	0.051	500K-RIB
456K	46.35	0.047	456K-RIB	501K	50.85	0.051	501K-RIB
457K	46.45	0.047	457K-RIB	502K	50.95	0.051	502K-RIB
458K	46.55	0.047	458K-RIB	504K	51.15	0.051	504K-RIB
459K	46.65	0.047	459K-RIB	505K	51.25	0.052	505K-RIB
460K	46.75	0.047	460K-RIB	506K	51.35	0.052	506K-RIB
462K	46.95	0.047	462K-RIB	507K	51.45	0.052	507K-RIB
463K	47.05	0.047	463K-RIB	508K	51.55	0.052	508K-RIB
465K	47.25	0.047	465K-RIB	510K	51.75	0.052	510K-RIB
466K	47.35	0.048	466K-RIB	512K	51.95	0.052	512K-RIB
467K	47.45	0.048	467K-RIB	513K	52.05	0.052	513K-RIB
468K	47.55	0.048	468K-RIB	514K	52.15	0.052	514K-RIB
469K	47.65	0.048	469K-RIB	515K	52.25	0.053	515K-RIB
470K	47.75	0.048	470K-RIB	516K	52.35	0.053	516K-RIB
472K	47.95	0.048	472K-RIB	517K	52.45	0.053	517K-RIB
473K	48.05	0.048	473K-RIB	518K	52.55	0.053	518K-RIB
474K	48.15	0.048	474K-RIB	520K	52.75	0.053	520K-RIB
475K	48.25	0.048	475K-RIB	521K	52.85	0.053	521K-RIB
476K	48.35	0.049	476K-RIB	522K	52.95	0.053	522K-RIB
477K	48.45	0.049	477K-RIB	523K	53.05	0.053	523K-RIB
478K	48.55	0.049	478K-RIB	524K	53.15	0.053	524K-RIB
480K	48.75	0.049	480K-RIB	525K	53.25	0.054	525K-RIB
482K	48.95	0.049	482K-RIB	526K	53.35	0.054	526K-RIB
483K	49.05	0.049	483K-RIB	527K	53.45	0.054	527K-RIB
484K	49.15	0.049	484K-RIB	528K	53.55	0.054	528K-RIB
485K	49.25	0.049	485K-RIB	529K	53.65	0.054	529K-RIB
486K	49.35	0.050	486K-RIB	530K	53.75	0.054	530K-RIB
488K	49.55	0.050	488K-RIB	531K	53.85	0.054	531K-RIB
490K	49.75	0.050	490K-RIB	532K	53.95	0.054	532K-RIB
491K	49.85	0.050	491K-RIB	533K	54.05	0.054	533K-RIB



Dura-Prime Pro Serpentine



* Serpentine part numbers are the base and ribs ex. **590K6**

* Weight and Top Width are average per rib


* Length is O.C. in Inches

* Ribs are the max ribs offered

535K	54.25	0.055	535K-RIB	578K	58.55	0.059	578K-RIB
536K	54.35	0.055	536K-RIB	579K	58.65	0.059	579K-RIB
537K	54.45	0.055	537K-RIB	580K	58.75	0.059	580K-RIB
538K	54.55	0.055	538K-RIB	581K	58.85	0.059	581K-RIB
539K	54.65	0.055	539K-RIB	582K	58.95	0.059	582K-RIB
540K	54.75	0.055	540K-RIB	583K	59.05	0.059	583K-RIB
543K	55.05	0.055	543K-RIB	585K	59.25	0.060	585K-RIB
545K	55.25	0.056	545K-RIB	587K	59.45	0.060	587K-RIB
547K	55.45	0.056	547K-RIB	589K	59.65	0.060	589K-RIB
548K	55.55	0.056	548K-RIB	590K	59.75	0.060	590K-RIB
549K	55.65	0.056	549K-RIB	591K	59.85	0.060	591K-RIB
550K	55.75	0.056	550K-RIB	592K	59.95	0.060	592K-RIB
551K	55.85	0.056	551K-RIB	594K	60.15	0.061	594K-RIB
553K	56.05	0.056	553K-RIB	595K	60.25	0.061	595K-RIB
554K	56.15	0.057	554K-RIB	596K	60.35	0.061	596K-RIB
555K	56.25	0.057	555K-RIB	597K	60.45	0.061	597K-RIB
557K	56.45	0.057	557K-RIB	598K	60.55	0.061	598K-RIB
558K	56.55	0.057	558K-RIB	600K	60.75	0.061	600K-RIB
559K	56.65	0.057	559K-RIB	602K	60.95	0.061	602K-RIB
560K	56.75	0.057	560K-RIB	603K	61.05	0.062	603K-RIB
561K	56.85	0.057	561K-RIB	604K	61.15	0.062	604K-RIB
562K	56.95	0.057	562K-RIB	605K	61.25	0.062	605K-RIB
563K	57.05	0.057	563K-RIB	606K	61.35	0.062	606K-RIB
564K	57.15	0.058	564K-RIB	607K	61.45	0.062	607K-RIB
565K	57.25	0.058	565K-RIB	608K	61.55	0.062	608K-RIB
567K	57.45	0.058	567K-RIB	609K	61.65	0.062	609K-RIB
568K	57.55	0.058	568K-RIB	610K	61.75	0.062	610K-RIB
569K	57.65	0.058	569K-RIB	612K	61.95	0.062	612K-RIB
570K	57.75	0.058	570K-RIB	613K	62.05	0.063	613K-RIB
571K	57.85	0.058	571K-RIB	614K	62.15	0.063	614K-RIB
572K	57.95	0.058	572K-RIB	615K	62.25	0.063	615K-RIB
573K	58.05	0.058	573K-RIB	618K	62.55	0.063	618K-RIB
575K	58.25	0.059	575K-RIB	620K	62.75	0.063	620K-RIB



Dura-Prime Pro Serpentine




* Serpentine part numbers are the base and ribs ex. **695K6**

* Weight and Top Width are average per rib

* Length is O.C. in Inches

* Ribs are the max ribs offered

622K	62.95	0.063	622K-RIB	663K	67.05	0.068	663K-RIB
623K	63.05	0.064	623K-RIB	665K	67.25	0.068	665K-RIB
625K	63.25	0.064	625K-RIB	667K	67.45	0.068	667K-RIB
626K	63.35	0.064	626K-RIB	669K	67.65	0.068	669K-RIB
627K	63.45	0.064	627K-RIB	670K	67.75	0.068	670K-RIB
628K	63.55	0.064	628K-RIB	671K	67.85	0.068	671K-RIB
630K	63.75	0.064	630K-RIB	672K	67.95	0.069	672K-RIB
631K	63.85	0.064	631K-RIB	673K	68.05	0.069	673K-RIB
633K	64.05	0.065	633K-RIB	675K	68.25	0.069	675K-RIB
635K	64.25	0.065	635K-RIB	677K	68.45	0.069	677K-RIB
636K	64.35	0.065	636K-RIB	678K	68.55	0.069	678K-RIB
637K	64.45	0.065	637K-RIB	679K	68.65	0.069	679K-RIB
638K	64.55	0.065	638K-RIB	680K	68.75	0.069	680K-RIB
640K	64.75	0.065	640K-RIB	681K	68.85	0.069	681K-RIB
642K	64.95	0.065	642K-RIB	682K	68.95	0.070	682K-RIB
643K	65.05	0.066	643K-RIB	683K	69.05	0.070	683K-RIB
644K	65.15	0.066	644K-RIB	685K	69.25	0.070	685K-RIB
645K	65.25	0.066	645K-RIB	687K	69.45	0.070	687K-RIB
646K	65.35	0.066	646K-RIB	688K	69.55	0.070	688K-RIB
647K	65.45	0.066	647K-RIB	689K	69.65	0.070	689K-RIB
648K	65.55	0.066	648K-RIB	690K	69.75	0.070	690K-RIB
650K	65.75	0.066	650K-RIB	691K	69.85	0.070	691K-RIB
652K	65.95	0.067	652K-RIB	694K	70.15	0.071	694K-RIB
653K	66.05	0.067	653K-RIB	695K	70.25	0.071	695K-RIB
654K	66.15	0.067	654K-RIB	696K	70.35	0.071	696K-RIB
655K	66.25	0.067	655K-RIB	700K	70.75	0.071	700K-RIB
656K	66.35	0.067	656K-RIB	702K	70.95	0.072	702K-RIB
657K	66.45	0.067	657K-RIB	703K	71.05	0.072	703K-RIB
658K	66.55	0.067	658K-RIB	705K	71.25	0.072	705K-RIB
659K	66.65	0.067	659K-RIB	707K	71.45	0.072	707K-RIB
660K	66.75	0.067	660K-RIB	708K	71.55	0.072	708K-RIB
661K	66.85	0.067	661K-RIB	709K	71.65	0.072	709K-RIB
662K	66.95	0.068	662K-RIB	710K	71.75	0.072	710K-RIB



Dura-Prime Pro Serpentine



* Serpentine part numbers are the base and ribs ex. **830K6**

* Weight and Top Width are average per rib


* Length is O.C. in Inches

* Ribs are the max ribs offered

711K	71.85	0.073	711K-RIB	768K	77.55	0.078	768K-RIB
712K	71.95	0.073	712K-RIB	770K	77.75	0.079	770K-RIB
715K	72.25	0.073	715K-RIB	771K	77.85	0.079	771K-RIB
716K	72.35	0.073	716K-RIB	772K	77.95	0.079	772K-RIB
719K	72.65	0.073	719K-RIB	774K	78.15	0.079	774K-RIB
720K	72.75	0.073	720K-RIB	775K	78.25	0.079	775K-RIB
721K	72.85	0.074	721K-RIB	776K	78.35	0.079	776K-RIB
722K	72.95	0.074	722K-RIB	778K	78.55	0.079	778K-RIB
723K	73.05	0.074	723K-RIB	780K	78.75	0.080	780K-RIB
724K	73.15	0.074	724K-RIB	785K	79.25	0.080	785K-RIB
725K	73.25	0.074	725K-RIB	787K	79.45	0.080	787K-RIB
726K	73.35	0.074	726K-RIB	788K	79.55	0.080	788K-RIB
730K	73.75	0.074	730K-RIB	790K	79.75	0.081	790K-RIB
731K	73.85	0.075	731K-RIB	791K	79.85	0.081	791K-RIB
733K	74.05	0.075	733K-RIB	794K	80.15	0.081	794K-RIB
734K	74.15	0.075	734K-RIB	795K	80.25	0.081	795K-RIB
735K	74.25	0.075	735K-RIB	797K	80.45	0.081	797K-RIB
736K	74.35	0.075	736K-RIB	799K	80.65	0.081	799K-RIB
738K	74.55	0.075	738K-RIB	800K	80.75	0.082	800K-RIB
739K	74.65	0.075	739K-RIB	801K	80.85	0.082	801K-RIB
740K	74.75	0.075	740K-RIB	802K	80.95	0.082	802K-RIB
742K	74.95	0.076	742K-RIB	805K	81.25	0.082	805K-RIB
744K	75.15	0.076	744K-RIB	806K	81.35	0.082	806K-RIB
745K	75.25	0.076	745K-RIB	807K	81.45	0.082	807K-RIB
747K	75.45	0.076	747K-RIB	810K	81.75	0.083	810K-RIB
750K	75.75	0.077	750K-RIB	812K	81.95	0.083	812K-RIB
751K	75.85	0.077	751K-RIB	813K	82.05	0.083	813K-RIB
755K	76.25	0.077	755K-RIB	815K	82.25	0.083	815K-RIB
757K	76.45	0.077	757K-RIB	816K	82.35	0.083	816K-RIB
759K	76.65	0.077	759K-RIB	817K	82.45	0.083	817K-RIB
760K	76.75	0.078	760K-RIB	820K	82.75	0.084	820K-RIB
763K	77.05	0.078	763K-RIB	825K	83.25	0.084	825K-RIB
765K	77.25	0.078	765K-RIB	827K	83.45	0.084	827K-RIB



Dura-Prime Pro Serpentine




* Serpentine part numbers are the base and ribs ex. **955K6**

* Weight and Top Width are average per rib

* Length is O.C. in Inches

* Ribs are the max ribs offered

830K	83.75	0.085	830K-RIB	882K	88.95	0.090	882K-RIB
832K	83.95	0.085	832K-RIB	883K	89.05	0.090	883K-RIB
834K	84.15	0.085	834K-RIB	884K	89.15	0.090	884K-RIB
835K	84.25	0.085	835K-RIB	885K	89.25	0.090	885K-RIB
836K	84.35	0.085	836K-RIB	887K	89.45	0.090	887K-RIB
837K	84.45	0.085	837K-RIB	888K	89.55	0.091	888K-RIB
839K	84.65	0.086	839K-RIB	890K	89.75	0.091	890K-RIB
840K	84.75	0.086	840K-RIB	891K	89.85	0.091	891K-RIB
842K	84.95	0.086	842K-RIB	892K	89.95	0.091	892K-RIB
843K	85.05	0.086	843K-RIB	893K	90.05	0.091	893K-RIB
845K	85.25	0.086	845K-RIB	895K	90.25	0.091	895K-RIB
846K	85.35	0.086	846K-RIB	896K	90.35	0.091	896K-RIB
849K	85.65	0.087	849K-RIB	897K	90.45	0.091	897K-RIB
850K	85.75	0.087	850K-RIB	900K	90.75	0.092	900K-RIB
852K	85.95	0.087	852K-RIB	901K	90.85	0.092	901K-RIB
854K	86.15	0.087	854K-RIB	903K	91.05	0.092	903K-RIB
855K	86.25	0.087	855K-RIB	905K	91.25	0.092	905K-RIB
856K	86.35	0.087	856K-RIB	908K	91.55	0.093	908K-RIB
858K	86.55	0.088	858K-RIB	910K	91.75	0.093	910K-RIB
860K	86.75	0.088	860K-RIB	911K	91.85	0.093	911K-RIB
863K	87.05	0.088	863K-RIB	915K	92.25	0.093	915K-RIB
864K	87.15	0.088	864K-RIB	916K	92.35	0.093	916K-RIB
865K	87.25	0.088	865K-RIB	918K	92.55	0.094	918K-RIB
866K	87.35	0.088	866K-RIB	919K	92.65	0.094	919K-RIB
868K	87.55	0.089	868K-RIB	920K	92.75	0.094	920K-RIB
870K	87.75	0.089	870K-RIB	922K	92.95	0.094	922K-RIB
872K	87.95	0.089	872K-RIB	923K	93.05	0.094	923K-RIB
873K	88.05	TBD	873K-RIB	925K	93.25	0.094	925K-RIB
874K	88.15	0.089	874K-RIB	926K	93.35	0.094	926K-RIB
875K	88.25	0.089	875K-RIB	928K	93.55	TBD	928K-RIB
876K	88.35	0.089	876K-RIB	930K	93.75	0.095	930K-RIB
878K	88.55	0.090	878K-RIB	931K	93.85	0.095	931K-RIB
880K	88.75	0.090	880K-RIB	934K	94.15	0.095	934K-RIB



Dura-Prime Pro Serpentine



* Serpentine part numbers are the base and ribs ex. **1135K6**

* Weight and Top Width are average per rib


* Length is O.C. in Inches

* Ribs are the max ribs offered

935K	94.25	0.095	935K-RIB	987K	99.45	0.101	987K-RIB
937K	94.45	0.096	937K-RIB	988K	99.55	0.101	988K-RIB
938K	94.55	0.096	938K-RIB	990K	99.75	0.101	990K-RIB
939K	94.65	0.096	939K-RIB	991K	99.85	0.101	991K-RIB
940K	94.75	0.096	940K-RIB	993K	100.05	TBD	993K-RIB
941K	94.85	0.096	941K-RIB	994K	100.15	0.101	994K-RIB
942K	94.95	0.096	942K-RIB	995K	100.25	0.101	995K-RIB
944K	95.15	0.096	944K-RIB	997K	100.45	0.102	997K-RIB
945K	95.25	0.096	945K-RIB	1000K	100.75	0.102	1000K-RIB
947K	95.45	0.097	947K-RIB	1005K	101.25	0.103	1005K-RIB
950K	95.75	0.097	950K-RIB	1008K	101.55	0.103	1008K-RIB
952K	95.95	0.097	952K-RIB	1009K	101.65	0.103	1009K-RIB
953K	96.05	TBD	953K-RIB	1010K	101.75	0.103	1010K-RIB
955K	96.25	0.097	955K-RIB	1013K	102.05	0.103	1013K-RIB
956K	96.35	0.098	956K-RIB	1015K	102.25	0.104	1015K-RIB
957K	96.45	0.098	957K-RIB	1020K	102.75	0.104	1020K-RIB
960K	96.75	0.098	960K-RIB	1023K	103.05	0.104	1023K-RIB
961K	96.85	0.098	961K-RIB	1025K	103.25	0.105	1025K-RIB
962K	96.95	0.098	962K-RIB	1030K	103.75	0.105	1030K-RIB
965K	97.25	0.098	965K-RIB	1031K	103.85	0.105	1031K-RIB
966K	97.35	0.099	966K-RIB	1033K	104.05	0.105	1033K-RIB
967K	97.45	0.099	967K-RIB	1035K	104.25	0.106	1035K-RIB
968K	97.55	0.099	968K-RIB	1037K	104.45	0.106	1037K-RIB
970K	97.75	0.099	970K-RIB	1038K	104.55	0.106	1038K-RIB
973K	98.05	0.099	973K-RIB	1039K	104.65	0.106	1039K-RIB
975K	98.25	0.099	975K-RIB	1040K	104.75	0.106	1040K-RIB
976K	98.35	0.100	976K-RIB	1045K	105.25	0.107	1045K-RIB
978K	98.55	TBD	978K-RIB	1050K	105.75	0.107	1050K-RIB
980K	98.75	0.100	980K-RIB	1055K	106.25	0.108	1055K-RIB
981K	98.85	0.100	981K-RIB	1058K	106.55	0.108	1058K-RIB
984K	99.15	0.100	984K-RIB	1060K	106.75	0.108	1060K-RIB
985K	99.25	0.100	985K-RIB	1065K	107.25	0.109	1065K-RIB
986K	99.35	0.101	986K-RIB	1066K	107.35	0.109	1066K-RIB



Dura-Prime Pro Serpentine




* Serpentine part numbers are the base and ribs ex. **345L6**

* Weight and Top Width are average per rib

* Length is O.C. in Inches

* Ribs are the max ribs offered

241L	24.10	0.520	241L-RIB	570L	57.00	1.231	570L-RIB
327L	32.70	0.706	327L-RIB	580L	58.00	1.253	580L-RIB
345L	34.50	0.745	345L-RIB	585L	58.50	1.263	585L-RIB
350L	35.00	0.756	350L-RIB	590L	59.00	1.274	590L-RIB
355L	35.50	0.767	355L-RIB	595L	59.50	1.285	595L-RIB
360L	36.00	0.777	360L-RIB	600L	60.00	1.296	600L-RIB
370L	37.00	0.799	370L-RIB	615L	61.50	1.328	615L-RIB
375L	37.50	0.810	375L-RIB	635L	63.50	1.371	635L-RIB
380L	38.00	0.821	380L-RIB	650L	65.00	1.404	650L-RIB
385L	38.50	0.831	385L-RIB	655L	65.50	1.415	655L-RIB
390L	39.00	0.842	390L-RIB	675L	67.50	1.458	675L-RIB
395L	39.50	0.853	395L-RIB	680L	68.00	1.469	680L-RIB
400L	40.00	0.864	400L-RIB	690L	69.00	1.490	690L-RIB
405L	40.50	0.875	405L-RIB	695L	69.50	1.501	695L-RIB
410L	41.00	0.885	410L-RIB	710L	71.00	1.533	710L-RIB
415L	41.50	0.896	415L-RIB	725L	72.50	1.566	725L-RIB
420L	42.00	0.907	420L-RIB	750L	75.00	1.620	750L-RIB
423L	42.30	TBD	423L-RIB	765L	76.50	1.652	765L-RIB
425L	42.50	0.918	425L-RIB	770L	77.00	1.663	770L-RIB
430L	43.00	0.929	430L-RIB	780L	78.00	1.684	780L-RIB
450L	45.00	0.972	450L-RIB	795L	79.50	1.717	795L-RIB
460L	46.00	0.993	460L-RIB	815L	81.50	1.760	815L-RIB
470L	47.00	1.015	470L-RIB	825L	82.50	1.782	825L-RIB
480L	48.00	1.037	480L-RIB	835L	83.50	1.803	835L-RIB
500L	50.00	1.080	500L-RIB	840L	84.00	1.814	840L-RIB
510L	51.00	1.101	510L-RIB	845L	84.50	1.825	845L-RIB
520L	52.00	1.123	520L-RIB	865L	86.50	1.868	865L-RIB
525L	52.50	1.134	525L-RIB	875L	87.50	TBD	875L-RIB
530L	53.00	1.145	530L-RIB	880L	88.00	1.900	880L-RIB
540L	54.00	1.166	540L-RIB	915L	91.50	1.976	915L-RIB
550L	55.00	1.188	550L-RIB	930L	93.00	2.008	930L-RIB
560L	56.00	1.209	560L-RIB	975L	97.50	2.106	975L-RIB
565L	56.50	1.220	565L-RIB	990L	99.00	2.138	990L-RIB



Dura-Prime Pro Serpentine



* Serpentine part numbers are the base and ribs ex. **1400L6**

* Weight and Top Width are average per rib


* Length is O.C. in Inches

* Ribs are the max ribs offered

1065L	106.50	2.300	1065L-RIB	900M	90.00	0.450	900M-RIB
1080L	108.00	2.332	1080L-RIB	920M	92.00	TBD	920M-RIB
1120L	112.00	2.419	1120L-RIB	940M	94.00	0.470	940M-RIB
1140L	114.00	2.462	1140L-RIB	990M	99.00	0.495	990M-RIB
1150L	115.00	2.484	1150L-RIB	1015M	101.50	0.507	1015M-RIB
1180L	118.00	2.548	1180L-RIB	1060M	106.00	0.530	1060M-RIB
1215L	121.50	2.624	1215L-RIB	1115M	111.50	0.558	1115M-RIB
1230L	123.00	2.656	1230L-RIB	1150M	115.00	0.575	1150M-RIB
1260L	126.00	2.721	1260L-RIB	1185M	118.50	0.593	1185M-RIB
1295L	129.50	2.797	1295L-RIB	1230M	123.00	0.615	1230M-RIB
1310L	131.00	2.829	1310L-RIB	1235M	123.50	TBD	1235M-RIB
1340L	134.00	2.894	1340L-RIB	1310M	131.00	0.655	1310M-RIB
1375L	137.50	2.969	1375L-RIB	1390M	139.00	0.695	1390M-RIB
1400L	140.00	3.023	1400L-RIB	1470M	147.00	0.735	1470M-RIB
1420L	142.00	3.067	1420L-RIB	1520M	152.00	0.760	1520M-RIB
1455L	145.50	3.142	1455L-RIB	1550M	155.00	0.775	1550M-RIB
1520L	152.00	3.283	1520L-RIB	1610M	161.00	0.805	1610M-RIB
1585L	158.50	3.423	1585L-RIB	1650M	165.00	0.825	1650M-RIB
1595L	159.50	3.445	1595L-RIB	1760M	176.00	0.880	1760M-RIB
1650L	165.00	3.563	1650L-RIB	1830M	183.00	0.915	1830M-RIB
1680L	168.00	TBD	1680L-RIB	1980M	198.00	0.990	1980M-RIB
1690L	169.00	TBD	1690L-RIB	2015M	201.50	1.008	2015M-RIB
1700L	170.00	TBD	1700L-RIB	2130M	213.00	1.065	2130M-RIB
1710L	171.00	TBD	1710L-RIB	2410M	241.00	1.205	2410M-RIB
1760L	176.00	3.801	1760L-RIB	2430M	243.00	1.215	2430M-RIB
1820L	182.00	3.930	1820L-RIB	2450M	245.00	1.225	2450M-RIB
1890L	189.00	4.082	1890L-RIB	2560M	256.00	1.280	2560M-RIB
1910L	191.00	TBD	1910L-RIB	2710M	271.00	1.355	2710M-RIB
1950L	195.00	TBD	1950L-RIB	3010M	301.00	1.505	3010M-RIB
1980L	198.00	4.276	1980L-RIB	3310M	331.00	1.655	3310M-RIB
2120L	212.00	4.578	2120L-RIB	3610M	361.00	1.805	3610M-RIB
2400L	240.00	5.183	2400L-RIB	3640M	364.00	TBD	3640M-RIB
				3910M	391.00	1.955	3910M-RIB



Dura-Prime Pro Serpentine



* Serpentine part numbers are the base and ribs ex. **6PK1230**

* Weight and Top Width are average per rib

* Length is O.C. in Inches

* Ribs are the max ribs offered

3960M	396.00	1.980	3960M-RIB	PK1790	1790.00	0.072	RIB-PK1790
4210M	421.00	2.105	4210M-RIB	PK1805	1805.00	0.072	RIB-PK1805
PK0633	633.00	0.025	RIB-PK633	PK1815	1815.00	0.073	RIB-PK1815
PK0780	780.00	0.031	RIB-PK780	PK1840	1840.00	0.074	RIB-PK1840
PK0840	840.00	0.034	RIB-PK840	PK1865	1865.00	0.075	RIB-PK1865
PK0850	850.00	0.034	RIB-PK850	PK1875	1875.00	0.075	RIB-PK1875
PK0915	915.00	0.037	RIB-PK915	PK1880	1880.00	0.076	RIB-PK1880
PK1065	1065.00	0.043	RIB-PK1065	PK1890	1890.00	0.076	RIB-PK1890
PK1095	1095.00	0.044	RIB-PK1095	PK1900	1900.00	0.076	RIB-PK1900
PK1230	1230.00	0.049	RIB-PK1230	PK1905	1905.00	0.077	RIB-PK1905
PK1345	1345.00	0.054	RIB-PK1345	PK1930	1930.00	0.078	RIB-PK1930
PK1385	1385.00	0.056	RIB-PK1385	PK2000	2000.00	0.080	RIB-PK2000
PK1390	1390.00	TBD	RIB-PK1390	PK2005	2005.00	0.081	RIB-PK2005
PK1395	1395.00	0.056	RIB-PK1395	PK2045	2045.00	0.082	RIB-PK2045
PK1420	1420.00	0.057	RIB-PK1420	PK2060	2060.00	0.083	RIB-PK2060
PK1425	1425.00	0.057	RIB-PK1425	PK2070	2070.00	0.083	RIB-PK2070
PK1450	1450.00	0.058	RIB-PK1450	PK2075	2075.00	0.083	RIB-PK2075
PK1485	1485.00	0.060	RIB-PK1485	PK2080	2080.00	0.084	RIB-PK2080
PK1510	1510.00	0.061	RIB-PK1510	PK2095	2095.00	0.084	RIB-PK2095
PK1535	1535.00	0.062	RIB-PK1535	PK2100	2100.00	0.084	RIB-PK2100
PK1555	1555.00	0.062	RIB-PK1555	PK2120	2120.00	0.085	RIB-PK2120
PK1560	1560.00	0.063	RIB-PK1560	PK2160	2160.00	0.087	RIB-PK2160
PK1590	1590.00	0.064	RIB-PK1590	PK2170	2170.00	0.087	RIB-PK2170
PK1630	1630.00	0.065	RIB-PK1630	PK2195	2195.00	0.088	RIB-PK2195
PK1665	1665.00	0.067	RIB-PK1665	PK2200	2200.00	0.088	RIB-PK2200
PK1700	1700.00	0.068	RIB-PK1700	PK2210	2210.00	0.089	RIB-PK2210
PK1710	1710.00	0.069	RIB-PK1710	PK2225	2225.00	0.089	RIB-PK2225
PK1715	1715.00	0.069	RIB-PK1715	PK2230	2230.00	0.090	RIB-PK2230
PK1730	1730.00	0.069	RIB-PK1730	PK2235	2235.00	0.090	RIB-PK2235
PK1755	1755.00	0.070	RIB-PK1755	PK2240	2240.00	0.090	RIB-PK2240
PK1765	1765.00	0.071	RIB-PK1765	PK2245	2245.00	0.090	RIB-PK2245
PK1780	1780.00	0.071	RIB-PK1780	PK2250	2250.00	0.090	RIB-PK2250
				PK2265	2265.00	0.091	RIB-PK2265





Dura-Prime Pro Serpentine



* Serpentine part numbers are the base and ribs ex. **6PK2420**

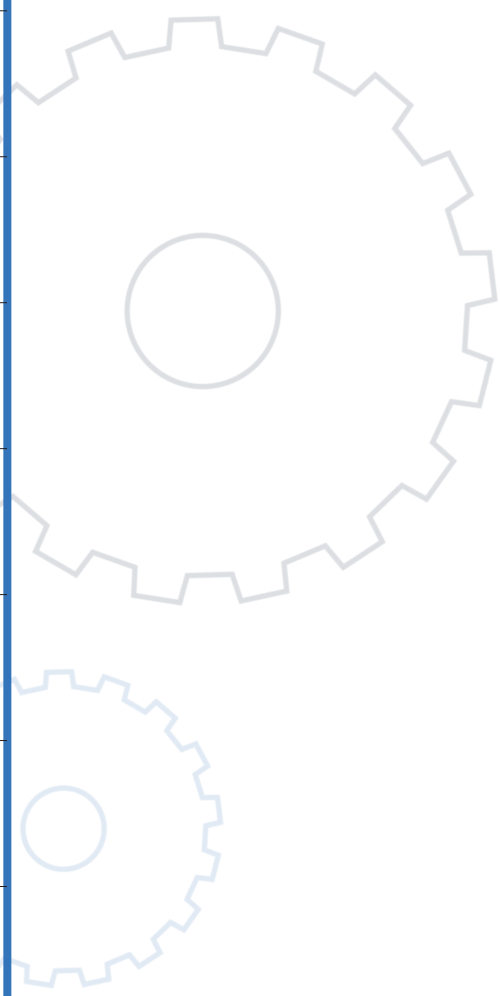
* Weight and Top Width are average per rib

* Length is O.C. in Inches

* Ribs are the max ribs offered

PK2285	2285.00	0.092	RIB-PK2285
PK2300	2300.00	0.092	RIB-PK2300
PK2310	2310.00	0.093	RIB-PK2310
PK2315	2315.00	0.093	RIB-PK2315
PK2325	2325.00	0.093	RIB-PK2325
PK2345	2345.00	0.094	RIB-PK2345
PK2360	2360.00	0.095	RIB-PK2360
PK2375	2375.00	0.095	RIB-PK2375
PK2385	2385.00	0.096	RIB-PK2385
PK2390	2390.00	0.096	RIB-PK2390
PK2400	2400.00	0.096	RIB-PK2400
PK2415	2415.00	0.097	RIB-PK2415
PK2420	2420.00	0.097	RIB-PK2420
PK2425	2425.00	0.097	RIB-PK2425
PK2440	2440.00	0.098	RIB-PK2440
PK2443	2443.00	0.098	RIB-PK2443
PK2455	2455.00	0.099	RIB-PK2455
PK2460	2460.00	0.099	RIB-PK2460
PK2465	2465.00	0.099	RIB-PK2465
PK2475	2475.00	0.099	RIB-PK2475
PK2490	2490.00	0.100	RIB-PK2490
PK2515	2515.00	0.101	RIB-PK2515
PK2540	2540.00	0.102	RIB-PK2540
PK2555	2555.00	0.103	RIB-PK2555
PK2565	2565.00	0.103	RIB-PK2565
PK2590	2590.00	0.104	RIB-PK2590
PK2605	2605.00	0.105	RIB-PK2605
PK2615	2615.00	0.105	RIB-PK2615
PK0633	633.00	TBD	RIB-PK0633
PK0780	780.00	TBD	RIB-PK0780
PK0840	840.00	TBD	RIB-PK0840
PK0850	850.00	TBD	RIB-PK0850
PK0915	915.00	TBD	RIB-PK0915

PK





Trouble Shooting Guide

Symptom	Probable Cause	Required Action
1. Cracking	<ol style="list-style-type: none">(1) Sheaves too small for belt section.(2) Belt slip.(3) Backside idler diameter too small.(4) Improper belt storage.(5) Excessive hot or cold temperature.	<ol style="list-style-type: none">(1) Use larger diameter sheaves.(2) Retension to manufacturer's recommendations.(3) Increase backside idler to acceptable diameter.(4) Don't coil belt too tightly, kink or bend. Avoid heat and direct sunlight.(5) Control drive environment.
2. Wear on Sidewalls	<ol style="list-style-type: none">(1) Belt slip.(2) Sheave misalignment.(3) Worn sheaves.(4) Incorrect belt.	<ol style="list-style-type: none">(1) Retension to manufacturer's recommendations.(2) Realign drive.(3) Replace sheaves.(4) Replace with correct belt size.
3. Edge Cord Failure	<ol style="list-style-type: none">(1) Sheave misalignment.(2) Damaged tensile member.(3) Worn or incorrect sheaves.	<ol style="list-style-type: none">(1) Check alignment and correct.(2) Follow correct installation procedure.(3) Replace sheaves for correct belt/sheave match.
4. Wear on Top Corner	<ol style="list-style-type: none">(1) Belt-to-sheave fit incorrect.(2) Belt rubbing against guard or drive structure.	<ol style="list-style-type: none">(1) Use correct belt/sheave match.(2) Remove obstruction.
5. Surface Flaking, Sticky or Swollen	<ol style="list-style-type: none">(1) Oil or chemical contamination.	<ol style="list-style-type: none">(1) Do NOT use belt dressing; eliminate sources of oil, grease, or chemical contamination.
6. Wear on Top Surface	<ol style="list-style-type: none">(1) Belt rubbing against guard.(2) Damaged idler.	<ol style="list-style-type: none">(1) Repair or replace guard.(2) Repair or replace idler.
7. Surface Hard or Stiff	<ol style="list-style-type: none">(1) Hot drive environment.(2) Belt slip.	<ol style="list-style-type: none">(1) Improve ventilation to drive.(2) Retension to manufacturer's recommendations.
8. Unusual Vibration	<ol style="list-style-type: none">(1) Incorrect belt.(2) Poor equipment structural design.(3) Excessive sheave eccentricity.(4) Loose drive components.	<ol style="list-style-type: none">(1) Use correct belt/sheave match.(2) Check structure for adequate strength and rigidity.(3) Replace defective sheave.(4) Check machine components, guards, motor mounts, motor pads, bushings, brackets and framework for adequate strength, stability and installation.
9. High Belt Temperature	<ol style="list-style-type: none">(1) Hot drive environment.(2) Slipping.	<ol style="list-style-type: none">(1) Improve ventilation to drive.(2) Retension until slipping stops.

Symptom	Probable Cause	Required Action
10. Wear on Bottom Surface	<ul style="list-style-type: none"> (1) Belt bottoming against sheave groove bottom. (2) Worn sheaves. (3) Debris in sheaves. 	<ul style="list-style-type: none"> (1) Use correct belt/sheave match. (2) Replace sheaves. (3) Clean sheaves.
11. Undercord Cracking	<ul style="list-style-type: none"> (1) Sheaves too small for belt section. (2) Belt slip. (3) Backside idler diameter too small. (4) Excessive hot or cold temperature. (5) Improper belt storage. 	<ul style="list-style-type: none"> (1) Use larger diameter sheaves. (2) Retension to manufacturer's recommendations. (3) Increase backside idler to acceptable diameter. (4) Control drive environment. (5) Don't coil belt too tightly, kink or bend. Avoid heat and direct sunlight.
12. Turns Over or Comes Off Drive	<ul style="list-style-type: none"> (1) Shock loading or vibration. (2) Foreign material in grooves. (3) Sheave misalignment. (4) Worn sheave grooves. (5) Subminimal diameter sheave. 	<ul style="list-style-type: none"> (1) Check drive design; use PowerBand® (joined) belts. (2) Shield grooves and drive. (3) Realign drive. (4) Replace sheaves. (5) Replace sheave with correct diameter.
13. Sidewall Burning or Hardening	<ul style="list-style-type: none"> (1) Belt slip. (2) Worn sheaves. (3) Under-designed drive. (4) Shaft movement. 	<ul style="list-style-type: none"> (1) Retension to manufacturer's recommendations. (2) Replace sheaves. (3) Redesign to manufacturer's recommendations. (4) Check for center distance changes.
14. Wear on Bottom Corner	<ul style="list-style-type: none"> (1) Belt-to-sheave fit incorrect. (2) Worn sheaves. 	<ul style="list-style-type: none"> (1) Use correct belt/sheave match. (2) Replace sheaves.
15. Unusually Loud Drive	<ul style="list-style-type: none"> (1) Incorrect belt for sheaves. (2) Incorrect tension. (3) Worn sheaves. (4) Debris in sheaves. (5) Sheave misalignment. 	<ul style="list-style-type: none"> (1) Use correct belt size and type. (2) Check belt tension and adjust. (3) Replace sheaves. (4) Clean sheaves; improve shielding; remove rust, paint; or remove dirt from grooves. (5) Realign drive.
16. Top of Tie Band Damaged	<ul style="list-style-type: none"> (1) Interference with guard. (2) Backside idler malfunction. (3) Debris in sheaves. 	<ul style="list-style-type: none"> (1) Check and adjust guard. (2) Replace or repair backside idler. (3) Clean sheaves.
17. Tie Band Separation	<ul style="list-style-type: none"> (1) Improper groove spacing. (2) Worn or incorrect sheaves. (3) Sheave misalignment. 	<ul style="list-style-type: none"> (1) Use sheaves manufactured to industry specifications. (2) Replace sheaves. (3) Realign drive.
18. Broken Belt	<ul style="list-style-type: none"> (1) Under-designed drive. (2) Belt rolled or pried onto sheave. (3) Object falling into drive. (4) Severe shock load. 	<ul style="list-style-type: none"> (1) Redesign to manufacturers recommendations. (2) Use drive center distance adjustment when installing. (3) Provide adequate guard or drive protection. (4) Redesign to accommodate shock load.





Dura-Sync Torque

D&D DURA-SYNC TORQUE belts meet or exceed USA RMA published ratings levels. They are manufactured to perform at identical or higher levels than all major US manufacturer's belts of the same type. They offer a dependable, economical and hassle-free alternative to chain drives.

DURA-SYNC TORQUE synchronous belts feature an HTD tooth profile. They are manufactured with a heavy duty, woven, nylon based fabric tooth covering. The helically wound tensile cords are engineered, twisted and chemically set stranded fiberglass material. They are made with a high temperature chloroprene polymer throughout the belt, and are proven through thousands of hours of customer use to be durable and dependable.

All DURA-SYNC TORQUE timing belts are manufactured using the latest in synchronous belt technology.





Dura-Sync Torque



* Timing belt numbers are the base and width ex. **60-3M-06**

* Length is O.C. in Millimeters

* Standard Widths Include:


6mm, 9mm, 15mm

60-3M	60.00	20	60-3M-SLV	186-3M	186.00	62	186-3M-SLV
81-3M	81.00	27	81-3M-SLV	189-3M	189.00	63	189-3M-SLV
87-3M	87.00	29	87-3M-SLV	192-3M	192.00	64	192-3M-SLV
90-3M	90.00	30	90-3M-SLV	195-3M	195.00	65	195-3M-SLV
99-3M	99.00	33	99-3M-SLV	198-3M	198.00	66	198-3M-SLV
102-3M	102.00	34	102-3M-SLV	201-3M	201.00	67	201-3M-SLV
105-3M	105.00	35	105-3M-SLV	204-3M	204.00	68	204-3M-SLV
111-3M	111.00	37	111-3M-SLV	207-3M	207.00	69	207-3M-SLV
114-3M	114.00	38	114-3M-SLV	210-3M	210.00	70	210-3M-SLV
117-3M	117.00	39	117-3M-SLV	213-3M	213.00	71	213-3M-SLV
120-3M	120.00	40	120-3M-SLV	216-3M	216.00	72	216-3M-SLV
123-3M	123.00	41	123-3M-SLV	219-3M	219.00	73	219-3M-SLV
126-3M	126.00	42	126-3M-SLV	222-3M	222.00	74	222-3M-SLV
129-3M	129.00	43	129-3M-SLV	225-3M	225.00	75	225-3M-SLV
132-3M	132.00	44	132-3M-SLV	228-3M	228.00	76	228-3M-SLV
135-3M	135.00	45	135-3M-SLV	231-3M	231.00	77	231-3M-SLV
138-3M	138.00	46	138-3M-SLV	234-3M	234.00	78	234-3M-SLV
141-3M	141.00	47	141-3M-SLV	237-3M	237.00	79	237-3M-SLV
144-3M	144.00	48	144-3M-SLV	240-3M	240.00	80	240-3M-SLV
147-3M	147.00	49	147-3M-SLV	243-3M	243.00	81	243-3M-SLV
150-3M	150.00	50	150-3M-SLV	246-3M	246.00	82	246-3M-SLV
153-3M	153.00	51	153-3M-SLV	249-3M	249.00	83	249-3M-SLV
156-3M	156.00	52	156-3M-SLV	252-3M	252.00	84	252-3M-SLV
159-3M	159.00	53	159-3M-SLV	255-3M	255.00	85	255-3M-SLV
162-3M	162.00	54	162-3M-SLV	258-3M	258.00	86	258-3M-SLV
165-3M	165.00	55	165-3M-SLV	261-3M	261.00	87	261-3M-SLV
168-3M	168.00	56	168-3M-SLV	264-3M	264.00	88	264-3M-SLV
171-3M	171.00	57	171-3M-SLV	267-3M	267.00	89	267-3M-SLV
174-3M	174.00	58	174-3M-SLV	270-3M	270.00	90	270-3M-SLV
177-3M	177.00	59	177-3M-SLV	273-3M	273.00	91	273-3M-SLV
180-3M	180.00	60	180-3M-SLV	276-3M	276.00	92	276-3M-SLV
183-3M	183.00	61	183-3M-SLV	279-3M	279.00	93	279-3M-SLV

3M



Dura-Sync Torque



* Timing belt numbers are the base and width ex. **60-3M-06**


* Length is O.C. in Millimeters

* Standard Widths Include:

6mm, 9mm, 15mm

282-3M	282.00	94	282-3M-SLV	390-3M	390.00	130	390-3M-SLV
285-3M	285.00	95	285-3M-SLV	393-3M	393.00	131	393-3M-SLV
288-3M	288.00	96	288-3M-SLV	396-3M	396.00	132	396-3M-SLV
291-3M	291.00	97	291-3M-SLV	399-3M	399.00	133	399-3M-SLV
294-3M	294.00	98	294-3M-SLV	405-3M	405.00	135	405-3M-SLV
297-3M	297.00	99	297-3M-SLV	411-3M	411.00	137	411-3M-SLV
300-3M	300.00	100	300-3M-SLV	417-3M	417.00	139	417-3M-SLV
306-3M	306.00	102	306-3M-SLV	420-3M	420.00	140	420-3M-SLV
309-3M	309.00	103	309-3M-SLV	423-3M	423.00	141	423-3M-SLV
312-3M	312.00	104	312-3M-SLV	426-3M	426.00	142	426-3M-SLV
315-3M	315.00	105	315-3M-SLV	432-3M	432.00	144	432-3M-SLV
318-3M	318.00	106	318-3M-SLV	435-3M	435.00	145	435-3M-SLV
324-3M	324.00	108	324-3M-SLV	438-3M	438.00	146	438-3M-SLV
327-3M	327.00	109	327-3M-SLV	444-3M	444.00	148	444-3M-SLV
330-3M	330.00	110	330-3M-SLV	447-3M	447.00	149	447-3M-SLV
333-3M	333.00	111	333-3M-SLV	450-3M	450.00	150	450-3M-SLV
336-3M	336.00	112	336-3M-SLV	453-3M	453.00	151	453-3M-SLV
339-3M	339.00	113	339-3M-SLV	456-3M	456.00	152	456-3M-SLV
342-3M	342.00	114	342-3M-SLV	459-3M	459.00	153	459-3M-SLV
345-3M	345.00	115	345-3M-SLV	462-3M	462.00	154	462-3M-SLV
348-3M	348.00	116	348-3M-SLV	465-3M	465.00	155	465-3M-SLV
351-3M	351.00	117	351-3M-SLV	468-3M	468.00	156	468-3M-SLV
354-3M	354.00	118	354-3M-SLV	471-3M	471.00	157	471-3M-SLV
357-3M	357.00	119	357-3M-SLV	474-3M	474.00	158	474-3M-SLV
360-3M	360.00	120	360-3M-SLV	477-3M	477.00	159	477-3M-SLV
363-3M	363.00	121	363-3M-SLV	480-3M	480.00	160	480-3M-SLV
366-3M	366.00	122	366-3M-SLV	483-3M	483.00	161	483-3M-SLV
369-3M	369.00	123	369-3M-SLV	486-3M	486.00	162	486-3M-SLV
375-3M	375.00	125	375-3M-SLV	489-3M	489.00	163	489-3M-SLV
381-3M	381.00	127	381-3M-SLV	492-3M	492.00	164	492-3M-SLV
384-3M	384.00	128	384-3M-SLV	495-3M	495.00	165	495-3M-SLV
387-3M	387.00	129	387-3M-SLV	498-3M	498.00	166	498-3M-SLV





Dura-Sync Torque



* Timing belt numbers are the base and width ex. **60-3M-06**

* Length is O.C. in Millimeters

* Standard Widths Include:


6mm, 9mm, 15mm

501-3M	501.00	167	501-3M-SLV	633-3M	633.00	211	633-3M-SLV
504-3M	504.00	168	504-3M-SLV	633-3M	633.00	211	636-3M-SLV
507-3M	507.00	169	507-3M-SLV	633-3M	633.00	211	732-3M-SLV
510-3M	510.00	170	510-3M-SLV	633-3M	633.00	211	780-3M-SLV
513-3M	513.00	171	513-3M-SLV	633-3M	633.00	211	828-3M-SLV
519-3M	519.00	173	519-3M-SLV	633-3M	633.00	211	876-3M-SLV
522-3M	522.00	174	522-3M-SLV	639-3M	639.00	213	639-3M-SLV
525-3M	525.00	175	525-3M-SLV	645-3M	645.00	215	645-3M-SLV
531-3M	531.00	177	531-3M-SLV	648-3M	648.00	216	648-3M-SLV
537-3M	537.00	179	537-3M-SLV	654-3M	654.00	218	654-3M-SLV
540-3M	540.00	180	540-3M-SLV	657-3M	657.00	219	657-3M-SLV
549-3M	549.00	183	549-3M-SLV	669-3M	669.00	223	669-3M-SLV
552-3M	552.00	184	552-3M-SLV	672-3M	672.00	224	672-3M-SLV
558-3M	558.00	186	558-3M-SLV	675-3M	675.00	225	675-3M-SLV
564-3M	564.00	188	564-3M-SLV	684-3M	684.00	228	684-3M-SLV
570-3M	570.00	190	570-3M-SLV	687-3M	687.00	229	687-3M-SLV
573-3M	573.00	191	573-3M-SLV	690-3M	690.00	230	690-3M-SLV
576-3M	576.00	192	576-3M-SLV	699-3M	699.00	233	699-3M-SLV
579-3M	579.00	193	579-3M-SLV	708-3M	708.00	236	708-3M-SLV
582-3M	582.00	194	582-3M-SLV	711-3M	711.00	237	711-3M-SLV
585-3M	585.00	195	585-3M-SLV	720-3M	720.00	240	720-3M-SLV
591-3M	591.00	197	591-3M-SLV	735-3M	735.00	245	735-3M-SLV
594-3M	594.00	198	594-3M-SLV	738-3M	738.00	246	738-3M-SLV
597-3M	597.00	199	597-3M-SLV	741-3M	741.00	247	741-3M-SLV
600-3M	600.00	200	600-3M-SLV	750-3M	750.00	250	750-3M-SLV
606-3M	606.00	202	606-3M-SLV	753-3M	753.00	251	753-3M-SLV
609-3M	609.00	203	609-3M-SLV	765-3M	765.00	255	765-3M-SLV
612-3M	612.00	204	612-3M-SLV	789-3M	789.00	263	789-3M-SLV
615-3M	615.00	205	615-3M-SLV	801-3M	801.00	267	801-3M-SLV
621-3M	621.00	207	621-3M-SLV	804-3M	804.00	268	804-3M-SLV
624-3M	624.00	208	624-3M-SLV	810-3M	810.00	270	810-3M-SLV
630-3M	630.00	210	630-3M-SLV	813-3M	813.00	271	813-3M-SLV

3M



Dura-Sync Torque



* Timing belt numbers are the base and width ex. **110-5M-09**


* Length is O.C. in Millimeters

* Standard Widths Include:

9mm, 15mm, 25mm

816-3M	816.00	272	816-3M-SLV	110-5M	110.00	22	110-5M-SLV
822-3M	822.00	274	822-3M-SLV	120-5M	120.00	24	120-5M-SLV
825-3M	825.00	275	825-3M-SLV	125-5M	125.00	25	125-5M-SLV
837-3M	837.00	279	837-3M-SLV	180-5M	180.00	36	180-5M-SLV
840-3M	840.00	280	840-3M-SLV	185-5M	185.00	37	185-5M-SLV
843-3M	843.00	281	843-3M-SLV	200-5M	200.00	40	200-5M-SLV
861-3M	861.00	287	861-3M-SLV	210-5M	210.00	42	210-5M-SLV
882-3M	882.00	294	882-3M-SLV	215-5M	215.00	43	215-5M-SLV
885-3M	885.00	295	885-3M-SLV	220-5M	220.00	44	220-5M-SLV
888-3M	888.00	296	888-3M-SLV	225-5M	225.00	45	225-5M-SLV
900-3M	900.00	300	900-3M-SLV	230-5M	230.00	46	230-5M-SLV
918-3M	918.00	306	918-3M-SLV	235-5M	235.00	47	235-5M-SLV
939-3M	939.00	313	939-3M-SLV	240-5M	240.00	48	240-5M-SLV
945-3M	945.00	315	945-3M-SLV	245-5M	245.00	49	245-5M-SLV
960-3M	960.00	320	960-3M-SLV	250-5M	250.00	50	250-5M-SLV
969-3M	969.00	323	969-3M-SLV	255-5M	255.00	51	255-5M-SLV
1002-3M	1002.00	334	1002-3M-SLV	260-5M	260.00	52	260-5M-SLV
1026-3M	1026.00	342	1026-3M-SLV	265-5M	265.00	53	265-5M-SLV
1035-3M	1035.00	345	1035-3M-SLV	270-5M	270.00	54	270-5M-SLV
1038-3M	1038.00	346	1038-3M-SLV	275-5M	275.00	55	275-5M-SLV
1041-3M	1041.00	347	1041-3M-SLV	280-5M	280.00	56	280-5M-SLV
1062-3M	1062.00	354	1062-3M-SLV	285-5M	285.00	57	285-5M-SLV
1068-3M	1068.00	356	1068-3M-SLV	290-5M	290.00	58	290-5M-SLV
1071-3M	1071.00	357	1071-3M-SLV	295-5M	295.00	59	295-5M-SLV
1125-3M	1125.00	375	1125-3M-SLV	300-5M	300.00	60	300-5M-SLV
1176-3M	1176.00	392	1176-3M-SLV	305-5M	305.00	61	305-5M-SLV
1191-3M	1191.00	397	1191-3M-SLV	310-5M	310.00	62	310-5M-SLV
1200-3M	1200.00	400	1200-3M-SLV	315-5M	315.00	63	315-5M-SLV
1209-3M	1209.00	403	1209-3M-SLV	320-5M	320.00	64	320-5M-SLV
1245-3M	1245.00	415	1245-3M-SLV	325-5M	325.00	65	325-5M-SLV
1260-3M	1260.00	420	1260-3M-SLV	330-5M	330.00	66	330-5M-SLV
1263-3M	1263.00	421	1263-3M-SLV	335-5M	335.00	67	335-5M-SLV

5M



Dura-Sync Torque



* Timing belt numbers are the base and width ex. **110-5M-09**

* Length is O.C. in Millimeters

* Standard Widths Include:


9mm, 15mm, 25mm

340-5M	340.00	68	340-5M-SLV	500-5M	500.00	100	500-5M-SLV
345-5M	345.00	69	345-5M-SLV	505-5M	505.00	101	505-5M-SLV
350-5M	350.00	70	350-5M-SLV	510-5M	510.00	102	510-5M-SLV
355-5M	355.00	71	355-5M-SLV	515-5M	515.00	103	515-5M-SLV
360-5M	360.00	72	360-5M-SLV	520-5M	520.00	104	520-5M-SLV
365-5M	365.00	73	365-5M-SLV	525-5M	525.00	105	525-5M-SLV
370-5M	370.00	74	370-5M-SLV	530-5M	530.00	106	530-5M-SLV
375-5M	375.00	75	375-5M-SLV	535-5M	535.00	107	535-5M-SLV
380-5M	380.00	76	380-5M-SLV	540-5M	540.00	108	540-5M-SLV
385-5M	385.00	77	385-5M-SLV	545-5M	545.00	109	545-5M-SLV
390-5M	390.00	78	390-5M-SLV	550-5M	550.00	110	550-5M-SLV
395-5M	395.00	79	395-5M-SLV	560-5M	560.00	112	560-5M-SLV
400-5M	400.00	80	400-5M-SLV	565-5M	565.00	113	565-5M-SLV
405-5M	405.00	81	405-5M-SLV	570-5M	570.00	114	570-5M-SLV
410-5M	410.00	82	410-5M-SLV	575-5M	575.00	115	575-5M-SLV
415-5M	415.00	83	415-5M-SLV	580-5M	580.00	116	580-5M-SLV
420-5M	420.00	84	420-5M-SLV	585-5M	585.00	117	585-5M-SLV
425-5M	425.00	85	425-5M-SLV	590-5M	590.00	118	590-5M-SLV
430-5M	430.00	86	430-5M-SLV	595-5M	595.00	119	595-5M-SLV
435-5M	435.00	87	435-5M-SLV	600-5M	600.00	120	600-5M-SLV
440-5M	440.00	88	440-5M-SLV	605-5M	605.00	121	605-5M-SLV
445-5M	445.00	89	445-5M-SLV	610-5M	610.00	122	610-5M-SLV
450-5M	450.00	90	450-5M-SLV	615-5M	615.00	123	615-5M-SLV
455-5M	455.00	91	455-5M-SLV	620-5M	620.00	124	620-5M-SLV
460-5M	460.00	92	460-5M-SLV	625-5M	625.00	125	625-5M-SLV
465-5M	465.00	93	465-5M-SLV	630-5M	630.00	126	630-5M-SLV
470-5M	470.00	94	470-5M-SLV	635-5M	635.00	127	635-5M-SLV
475-5M	475.00	95	475-5M-SLV	640-5M	640.00	128	640-5M-SLV
480-5M	480.00	96	480-5M-SLV	645-5M	645.00	129	645-5M-SLV
485-5M	485.00	97	485-5M-SLV	650-5M	650.00	130	650-5M-SLV
490-5M	490.00	98	490-5M-SLV	655-5M	655.00	131	655-5M-SLV
495-5M	495.00	99	495-5M-SLV	660-5M	660.00	132	660-5M-SLV

5M



Dura-Sync Torque



* Timing belt numbers are the base and width ex. **110-5M-09**


* Length is O.C. in Millimeters

* Standard Widths Include:

9mm, 15mm, 25mm

665-5M	665.00	133	665-5M-SLV	840-5M	840.00	168	840-5M-SLV
670-5M	670.00	134	670-5M-SLV	845-5M	845.00	169	845-5M-SLV
675-5M	675.00	135	675-5M-SLV	850-5M	850.00	170	850-5M-SLV
680-5M	680.00	136	680-5M-SLV	860-5M	860.00	172	860-5M-SLV
685-5M	685.00	137	685-5M-SLV	865-5M	865.00	173	865-5M-SLV
690-5M	690.00	138	690-5M-SLV	870-5M	870.00	174	870-5M-SLV
695-5M	695.00	139	695-5M-SLV	880-5M	880.00	176	880-5M-SLV
700-5M	700.00	140	700-5M-SLV	890-5M	890.00	178	890-5M-SLV
705-5M	705.00	141	705-5M-SLV	895-5M	895.00	179	895-5M-SLV
710-5M	710.00	142	710-5M-SLV	900-5M	900.00	180	900-5M-SLV
715-5M	715.00	143	715-5M-SLV	910-5M	910.00	182	910-5M-SLV
720-5M	720.00	144	720-5M-SLV	920-5M	920.00	184	920-5M-SLV
725-5M	725.00	145	725-5M-SLV	925-5M	925.00	185	925-5M-SLV
730-5M	730.00	146	730-5M-SLV	930-5M	930.00	186	930-5M-SLV
735-5M	735.00	147	735-5M-SLV	935-5M	935.00	187	935-5M-SLV
740-5M	740.00	148	740-5M-SLV	940-5M	940.00	188	940-5M-SLV
745-5M	745.00	149	745-5M-SLV	950-5M	950.00	190	950-5M-SLV
750-5M	750.00	150	750-5M-SLV	960-5M	960.00	192	960-5M-SLV
755-5M	755.00	151	755-5M-SLV	965-5M	965.00	193	965-5M-SLV
760-5M	760.00	152	760-5M-SLV	975-5M	975.00	195	975-5M-SLV
765-5M	765.00	153	765-5M-SLV	980-5M	980.00	196	980-5M-SLV
770-5M	770.00	154	770-5M-SLV	985-5M	985.00	197	985-5M-SLV
775-5M	775.00	155	775-5M-SLV	990-5M	990.00	198	990-5M-SLV
780-5M	780.00	156	780-5M-SLV	1000-5M	1000.00	200	1000-5M-SLV
790-5M	790.00	158	790-5M-SLV	1020-5M	1020.00	204	1020-5M-SLV
800-5M	800.00	160	800-5M-SLV	1025-5M	1025.00	205	1025-5M-SLV
810-5M	810.00	162	810-5M-SLV	1035-5M	1035.00	207	1035-5M-SLV
815-5M	815.00	163	815-5M-SLV	1040-5M	1040.00	208	1040-5M-SLV
820-5M	820.00	164	820-5M-SLV	1050-5M	1050.00	210	1050-5M-SLV
825-5M	825.00	165	825-5M-SLV	1060-5M	1060.00	212	1060-5M-SLV
830-5M	830.00	166	830-5M-SLV	1080-5M	1080.00	216	1080-5M-SLV
835-5M	835.00	167	835-5M-SLV	1085-5M	1085.00	217	1085-5M-SLV

5M



Dura-Sync Torque



* Timing belt numbers are the base and width ex. **110-5M-09**

* Length is O.C. in Millimeters

* Standard Widths Include:


9mm, 15mm, 25mm

1090-5M	1090.00	218	1090-5M-SLV	1380-5M	1380.00	276	1380-5M-SLV
1100-5M	1100.00	220	1100-5M-SLV	1390-5M	1390.00	278	1390-5M-SLV
1105-5M	1105.00	221	1105-5M-SLV	1400-5M	1400.00	280	1400-5M-SLV
1110-5M	1110.00	222	1110-5M-SLV	1410-5M	1410.00	282	1410-5M-SLV
1115-5M	1115.00	223	1115-5M-SLV	1420-5M	1420.00	284	1420-5M-SLV
1125-5M	1125.00	225	1125-5M-SLV	1425-5M	1425.00	285	1425-5M-SLV
1130-5M	1130.00	226	1130-5M-SLV	1450-5M	1450.00	290	1450-5M-SLV
1135-5M	1135.00	227	1135-5M-SLV	1455-5M	1455.00	291	1455-5M-SLV
1145-5M	1145.00	229	1145-5M-SLV	1490-5M	1490.00	298	1490-5M-SLV
1150-5M	1150.00	230	1150-5M-SLV	1500-5M	1500.00	300	1500-5M-SLV
1160-5M	1160.00	232	1160-5M-SLV	1520-5M	1520.00	304	1520-5M-SLV
1175-5M	1175.00	235	1175-5M-SLV	1525-5M	1525.00	305	1525-5M-SLV
1180-5M	1180.00	236	1180-5M-SLV	1530-5M	1530.00	306	1530-5M-SLV
1185-5M	1185.00	237	1185-5M-SLV	1575-5M	1575.00	315	1575-5M-SLV
1195-5M	1195.00	239	1195-5M-SLV	1585-5M	1585.00	317	1585-5M-SLV
1200-5M	1200.00	240	1200-5M-SLV	1595-5M	1595.00	319	1595-5M-SLV
1210-5M	1210.00	242	1210-5M-SLV	1600-5M	1600.00	320	1600-5M-SLV
1225-5M	1225.00	245	1225-5M-SLV	1610-5M	1610.00	322	1610-5M-SLV
1230-5M	1230.00	246	1230-5M-SLV	1615-5M	1615.00	323	1615-5M-SLV
1235-5M	1235.00	247	1235-5M-SLV	1635-5M	1635.00	327	1635-5M-SLV
1240-5M	1240.00	248	1240-5M-SLV	1670-5M	1670.00	334	1670-5M-SLV
1250-5M	1250.00	250	1250-5M-SLV	1685-5M	1685.00	337	1685-5M-SLV
1260-5M	1260.00	252	1260-5M-SLV	1690-5M	1690.00	338	1690-5M-SLV
1270-5M	1270.00	254	1270-5M-SLV	1700-5M	1700.00	340	1700-5M-SLV
1280-5M	1280.00	256	1280-5M-SLV	1715-5M	1715.00	343	1715-5M-SLV
1290-5M	1290.00	258	1290-5M-SLV	1720-5M	1720.00	344	1720-5M-SLV
1295-5M	1295.00	259	1295-5M-SLV	1730-5M	1730.00	346	1730-5M-SLV
1300-5M	1300.00	260	1300-5M-SLV	1750-5M	1750.00	350	1750-5M-SLV
1335-5M	1335.00	267	1335-5M-SLV	1770-5M	1770.00	354	1770-5M-SLV
1340-5M	1340.00	268	1340-5M-SLV	1780-5M	1780.00	356	1780-5M-SLV
1350-5M	1350.00	270	1350-5M-SLV	1790-5M	1790.00	358	1790-5M-SLV
1375-5M	1375.00	275	1375-5M-SLV	1800-5M	1800.00	360	1800-5M-SLV

5M



Dura-Sync Torque



* Timing belt numbers are the base and width ex. **184-8M-20**


* Length is O.C. in Millimeters

* Standard Widths Include:

20mm, 30mm, 50mm, 85mm

184-8M	184.00	23	184-8M-SLV	560-8M	560.00	70	560-8M-SLV
280-8M	280.00	35	280-8M-SLV	568-8M	568.00	71	568-8M-SLV
288-8M	288.00	36	288-8M-SLV	576-8M	576.00	72	576-8M-SLV
320-8M	320.00	40	320-8M-SLV	584-8M	584.00	73	584-8M-SLV
328-8M	328.00	41	328-8M-SLV	592-8M	592.00	74	592-8M-SLV
336-8M	336.00	42	336-8M-SLV	600-8M	600.00	75	600-8M-SLV
344-8M	344.00	43	344-8M-SLV	608-8M	608.00	76	608-8M-SLV
352-8M	352.00	44	352-8M-SLV	616-8M	616.00	77	616-8M-SLV
368-8M	368.00	46	368-8M-SLV	624-8M	624.00	78	624-8M-SLV
376-8M	376.00	47	376-8M-SLV	632-8M	632.00	79	632-8M-SLV
384-8M	384.00	48	384-8M-SLV	640-8M	640.00	80	640-8M-SLV
392-8M	392.00	49	392-8M-SLV	648-8M	648.00	81	648-8M-SLV
400-8M	400.00	50	400-8M-SLV	656-8M	656.00	82	656-8M-SLV
408-8M	408.00	51	408-8M-SLV	664-8M	664.00	83	664-8M-SLV
416-8M	416.00	52	416-8M-SLV	672-8M	672.00	84	672-8M-SLV
424-8M	424.00	53	424-8M-SLV	680-8M	680.00	85	680-8M-SLV
432-8M	432.00	54	432-8M-SLV	688-8M	688.00	86	688-8M-SLV
440-8M	440.00	55	440-8M-SLV	696-8M	696.00	87	696-8M-SLV
448-8M	448.00	56	448-8M-SLV	704-8M	704.00	88	704-8M-SLV
456-8M	456.00	57	456-8M-SLV	712-8M	712.00	89	712-8M-SLV
464-8M	464.00	58	464-8M-SLV	720-8M	720.00	90	720-8M-SLV
472-8M	472.00	59	472-8M-SLV	728-8M	728.00	91	728-8M-SLV
480-8M	480.00	60	480-8M-SLV	736-8M	736.00	92	736-8M-SLV
488-8M	488.00	61	488-8M-SLV	744-8M	744.00	93	744-8M-SLV
496-8M	496.00	62	496-8M-SLV	752-8M	752.00	94	752-8M-SLV
504-8M	504.00	63	504-8M-SLV	760-8M	760.00	95	760-8M-SLV
512-8M	512.00	64	512-8M-SLV	768-8M	768.00	96	768-8M-SLV
520-8M	520.00	65	520-8M-SLV	776-8M	776.00	97	776-8M-SLV
528-8M	528.00	66	528-8M-SLV	784-8M	784.00	98	784-8M-SLV
536-8M	536.00	67	536-8M-SLV	792-8M	792.00	99	792-8M-SLV
544-8M	544.00	68	544-8M-SLV	800-8M	800.00	100	800-8M-SLV
552-8M	552.00	69	552-8M-SLV	808-8M	808.00	101	808-8M-SLV





Dura-Sync Torque



* Timing belt numbers are the base and width ex. **184-8M-20**

* Length is O.C. in Millimeters

* Standard Widths Include:


20mm, 30mm, 50mm, 85mm

816-8M	816.00	102	816-8M-SLV	1064-8M	1064.00	133	1064-8M-SLV
824-8M	824.00	103	824-8M-SLV	1080-8M	1080.00	135	1080-8M-SLV
832-8M	832.00	104	832-8M-SLV	1088-8M	1088.00	136	1088-8M-SLV
840-8M	840.00	105	840-8M-SLV	1096-8M	1096.00	137	1096-8M-SLV
848-8M	848.00	106	848-8M-SLV	1104-8M	1104.00	138	1104-8M-SLV
856-8M	856.00	107	856-8M-SLV	1112-8M	1112.00	139	1112-8M-SLV
864-8M	864.00	108	864-8M-SLV	1120-8M	1120.00	140	1120-8M-SLV
872-8M	872.00	109	872-8M-SLV	1128-8M	1128.00	141	1128-8M-SLV
880-8M	880.00	110	880-8M-SLV	1136-8M	1136.00	142	1136-8M-SLV
888-8M	888.00	111	888-8M-SLV	1144-8M	1144.00	143	1144-8M-SLV
896-8M	896.00	112	896-8M-SLV	1152-8M	1152.00	144	1152-8M-SLV
900-8M	900.00	113	900-8M-SLV	1160-8M	1160.00	145	1160-8M-SLV
904-8M	904.00	113	904-8M-SLV	1168-8M	1168.00	146	1168-8M-SLV
912-8M	912.00	114	912-8M-SLV	1176-8M	1176.00	147	1176-8M-SLV
920-8M	920.00	115	920-8M-SLV	1184-8M	1184.00	148	1184-8M-SLV
928-8M	928.00	116	928-8M-SLV	1192-8M	1192.00	149	1192-8M-SLV
936-8M	936.00	117	936-8M-SLV	1200-8M	1200.00	150	1200-8M-SLV
944-8M	944.00	118	944-8M-SLV	1208-8M	1208.00	151	1208-8M-SLV
952-8M	952.00	119	952-8M-SLV	1216-8M	1216.00	152	1216-8M-SLV
960-8M	960.00	120	960-8M-SLV	1224-8M	1224.00	153	1224-8M-SLV
968-8M	968.00	121	968-8M-SLV	1232-8M	1232.00	154	1232-8M-SLV
976-8M	976.00	122	976-8M-SLV	1240-8M	1240.00	155	1240-8M-SLV
984-8M	984.00	123	984-8M-SLV	1248-8M	1248.00	156	1248-8M-SLV
992-8M	992.00	124	992-8M-SLV	1256-8M	1256.00	157	1256-8M-SLV
1000-8M	1000.00	125	1000-8M-SLV	1264-8M	1264.00	158	1264-8M-SLV
1008-8M	1008.00	126	1008-8M-SLV	1272-8M	1272.00	159	1272-8M-SLV
1016-8M	1016.00	127	1016-8M-SLV	1280-8M	1280.00	160	1280-8M-SLV
1024-8M	1024.00	128	1024-8M-SLV	1288-8M	1288.00	161	1288-8M-SLV
1032-8M	1032.00	129	1032-8M-SLV	1296-8M	1296.00	162	1296-8M-SLV
1040-8M	1040.00	130	1040-8M-SLV	1304-8M	1304.00	163	1304-8M-SLV
1048-8M	1048.00	131	1048-8M-SLV	1312-8M	1312.00	164	1312-8M-SLV
1056-8M	1056.00	132	1056-8M-SLV	1320-8M	1320.00	165	1320-8M-SLV

8M



Dura-Sync Torque



* Timing belt numbers are the base and width ex. **184-8M-20**


* Length is O.C. in Millimeters

* Standard Widths Include:

20mm, 30mm, 50mm, 85mm

1328-8M	1328.00	166	1328-8M-SLV	1616-8M	1616.00	202	1616-8M-SLV
1336-8M	1336.00	167	1336-8M-SLV	1632-8M	1632.00	204	1632-8M-SLV
1344-8M	1344.00	168	1344-8M-SLV	1640-8M	1640.00	205	1640-8M-SLV
1352-8M	1352.00	169	1352-8M-SLV	1648-8M	1648.00	206	1648-8M-SLV
1360-8M	1360.00	170	1360-8M-SLV	1672-8M	1672.00	209	1672-8M-SLV
1368-8M	1368.00	171	1368-8M-SLV	1680-8M	1680.00	210	1680-8M-SLV
1376-8M	1376.00	172	1376-8M-SLV	1696-8M	1696.00	212	1696-8M-SLV
1384-8M	1384.00	173	1384-8M-SLV	1704-8M	1704.00	213	1704-8M-SLV
1392-8M	1392.00	174	1392-8M-SLV	1720-8M	1720.00	215	1720-8M-SLV
1400-8M	1400.00	175	1400-8M-SLV	1728-8M	1728.00	216	1728-8M-SLV
1408-8M	1408.00	176	1408-8M-SLV	1736-8M	1736.00	217	1736-8M-SLV
1416-8M	1416.00	177	1416-8M-SLV	1744-8M	1744.00	218	1744-8M-SLV
1424-8M	1424.00	178	1424-8M-SLV	1752-8M	1752.00	219	1752-8M-SLV
1432-8M	1432.00	179	1432-8M-SLV	1760-8M	1760.00	220	1760-8M-SLV
1440-8M	1440.00	180	1440-8M-SLV	1776-8M	1776.00	222	1776-8M-SLV
1456-8M	1456.00	182	1456-8M-SLV	1784-8M	1784.00	223	1784-8M-SLV
1464-8M	1464.00	183	1464-8M-SLV	1792-8M	1792.00	224	1792-8M-SLV
1480-8M	1480.00	185	1480-8M-SLV	1800-8M	1800.00	225	1800-8M-SLV
1488-8M	1488.00	186	1488-8M-SLV	1816-8M	1816.00	227	1816-8M-SLV
1504-8M	1504.00	188	1504-8M-SLV	1824-8M	1824.00	228	1824-8M-SLV
1512-8M	1512.00	189	1512-8M-SLV	1840-8M	1840.00	230	1840-8M-SLV
1520-8M	1520.00	190	1520-8M-SLV	1856-8M	1856.00	232	1856-8M-SLV
1536-8M	1536.00	192	1536-8M-SLV	1872-8M	1872.00	234	1872-8M-SLV
1544-8M	1544.00	193	1544-8M-SLV	1880-8M	1880.00	235	1880-8M-SLV
1552-8M	1552.00	194	1552-8M-SLV	1888-8M	1888.00	236	1888-8M-SLV
1560-8M	1560.00	195	1560-8M-SLV	1896-8M	1896.00	237	1896-8M-SLV
1568-8M	1568.00	196	1568-8M-SLV	1904-8M	1904.00	238	1904-8M-SLV
1576-8M	1576.00	197	1576-8M-SLV	1920-8M	1920.00	240	1920-8M-SLV
1584-8M	1584.00	198	1584-8M-SLV	1928-8M	1928.00	241	1928-8M-SLV
1592-8M	1592.00	199	1592-8M-SLV	1936-8M	1936.00	242	1936-8M-SLV
1600-8M	1600.00	200	1600-8M-SLV	1952-8M	1952.00	244	1952-8M-SLV
1608-8M	1608.00	201	1608-8M-SLV	1960-8M	1960.00	245	1960-8M-SLV

8M



Dura-Sync Torque



* Timing belt numbers are the base and width ex. **784-14M-40**

* Length is O.C. in Millimeters

* Standard Widths Include:


40mm, 55mm, 85mm, 115mm, 170mm

1984-8M	1984.00	248	1984-8M-SLV	784-14M	784.00	56	784-14M-SLV
1992-8M	1992.00	249	1992-8M-SLV	826-14M	826.00	59	826-14M-SLV
2000-8M	2000.00	250	2000-8M-SLV	910-14M	910.00	65	910-14M-SLV
2008-8M	2008.00	251	2008-8M-SLV	924-14M	924.00	66	924-14M-SLV
2016-8M	2016.00	252	2016-8M-SLV	938-14M	938.00	67	938-14M-SLV
2032-8M	2032.00	254	2032-8M-SLV	966-14M	966.00	69	966-14M-SLV
2040-8M	2040.00	255	2040-8M-SLV	1008-14M	1008.00	72	1008-14M-SLV
2048-8M	2048.00	256	2048-8M-SLV	1036-14M	1036.00	74	1036-14M-SLV
2056-8M	2056.00	257	2056-8M-SLV	1050-14M	1050.00	75	1050-14M-SLV
2080-8M	2080.00	260	2080-8M-SLV	1064-14M	1064.00	76	1064-14M-SLV
2096-8M	2096.00	262	2096-8M-SLV	1078-14M	1078.00	77	1078-14M-SLV
2104-8M	2104.00	263	2104-8M-SLV	1092-14M	1092.00	78	1092-14M-SLV
2120-8M	2120.00	265	2120-8M-SLV	1120-14M	1120.00	80	1120-14M-SLV
2136-8M	2136.00	267	2136-8M-SLV	1148-14M	1148.00	82	1148-14M-SLV
2160-8M	2160.00	270	2160-8M-SLV	1176-14M	1176.00	84	1176-14M-SLV
2176-8M	2176.00	272	2176-8M-SLV	1190-14M	1190.00	85	1190-14M-SLV
2184-8M	2184.00	273	2184-8M-SLV	1246-14M	1246.00	89	1246-14M-SLV
2200-8M	2200.00	275	2200-8M-SLV	1260-14M	1260.00	90	1260-14M-SLV
2208-8M	2208.00	276	2208-8M-SLV	1274-14M	1274.00	91	1274-14M-SLV
2240-8M	2240.00	280	2240-8M-SLV	1288-14M	1288.00	92	1288-14M-SLV
2248-8M	2248.00	281	2248-8M-SLV	1316-14M	1316.00	94	1316-14M-SLV
2256-8M	2256.00	282	2256-8M-SLV	1344-14M	1344.00	96	1344-14M-SLV
2272-8M	2272.00	284	2272-8M-SLV	1358-14M	1358.00	97	1358-14M-SLV
2288-8M	2288.00	286	2288-8M-SLV	1400-14M	1400.00	100	1400-14M-SLV
2304-8M	2304.00	288	2304-8M-SLV	1414-14M	1414.00	101	1414-14M-SLV
2320-8M	2320.00	290	2320-8M-SLV	1442-14M	1442.00	103	1442-14M-SLV
2328-8M	2328.00	291	2328-8M-SLV	1456-14M	1456.00	104	1456-14M-SLV
2352-8M	2352.00	294	2352-8M-SLV	1470-14M	1470.00	105	1470-14M-SLV
2392-8M	2392.00	299	2392-8M-SLV	1484-14M	1484.00	106	1484-14M-SLV
2400-8M	2400.00	300	2400-8M-SLV	1498-14M	1498.00	107	1498-14M-SLV
2440-8M	2440.00	305	2440-8M-SLV	1512-14M	1512.00	108	1512-14M-SLV
2480-8M	2480.00	310	2480-8M-SLV	1540-14M	1540.00	110	1540-14M-SLV

14M



Dura-Sync Torque



* Timing belt numbers are the base and width ex. **784-14M-40**


* Length is O.C. in Millimeters

* Standard Widths Include:

40mm, 55mm, 85mm, 115mm, 170mm

1568-14M	1568.00	112	1568-14M-SLV	2660-14M	2660.00	190	2660-14M-SLV
1610-14M	1610.00	115	1610-14M-SLV	2688-14M	2688.00	192	2688-14M-SLV
1638-14M	1638.00	117	1638-14M-SLV	2702-14M	2702.00	193	2702-14M-SLV
1652-14M	1652.00	118	1652-14M-SLV	2800-14M	2800.00	200	2800-14M-SLV
1680-14M	1680.00	120	1680-14M-SLV	2940-14M	2940.00	210	2940-14M-SLV
1736-14M	1736.00	124	1736-14M-SLV	3038-14M	3038.00	217	3038-14M-SLV
1750-14M	1750.00	125	1750-14M-SLV	3108-14M	3108.00	222	3108-14M-SLV
1764-14M	1764.00	126	1764-14M-SLV	3136-14M	3136.00	224	3136-14M-SLV
1778-14M	1778.00	127	1778-14M-SLV	3150-14M	3150.00	225	3150-14M-SLV
1792-14M	1792.00	128	1792-14M-SLV	3304-14M	3304.00	236	3304-14M-SLV
1806-14M	1806.00	129	1806-14M-SLV	3360-14M	3360.00	240	3360-14M-SLV
1820-14M	1820.00	130	1820-14M-SLV	3500-14M	3500.00	250	3500-14M-SLV
1848-14M	1848.00	132	1848-14M-SLV	3668-14M	3668.00	262	3668-14M-SLV
1890-14M	1890.00	135	1890-14M-SLV	3850-14M	3850.00	275	3850-14M-SLV
1904-14M	1904.00	136	1904-14M-SLV	4004-14M	4004.00	286	4004-14M-SLV
1932-14M	1932.00	138	1932-14M-SLV	4326-14M	4326.00	309	4326-14M-SLV
1946-14M	1946.00	139	1946-14M-SLV	4376-14M	4376.00	313	4376-14M-SLV
1960-14M	1960.00	140	1960-14M-SLV	4536-14M	4536.00	324	4536-14M-SLV
1988-14M	1988.00	142	1988-14M-SLV	4578-14M	4578.00	327	4578-14M-SLV
2002-14M	2002.00	143	2002-14M-SLV	4760-14M	4760.00	340	4760-14M-SLV
2044-14M	2044.00	146	2044-14M-SLV	4956-14M	4956.00	354	4956-14M-SLV
2100-14M	2100.00	150	2100-14M-SLV	5040-14M	5040.00	360	5040-14M-SLV
2198-14M	2198.00	157	2198-14M-SLV	5320-14M	5320.00	380	5320-14M-SLV
2240-14M	2240.00	160	2240-14M-SLV	5600-14M	5600.00	400	5600-14M-SLV
2310-14M	2310.00	165	2310-14M-SLV	5740-14M	5740.00	410	5740-14M-SLV
2338-14M	2338.00	167	2338-14M-SLV	5740-14M	5740.00	410	7616-14M-SLV
2380-14M	2380.00	170	2380-14M-SLV	5936-14M	5936.00	424	5936-14M-SLV
2450-14M	2450.00	175	2450-14M-SLV	6160-14M	6160.00	440	6160-14M-SLV
2506-14M	2506.00	179	2506-14M-SLV	6496-14M	6496.00	464	6496-14M-SLV
2520-14M	2520.00	180	2520-14M-SLV	6860-14M	6860.00	490	6860-14M-SLV
2590-14M	2590.00	185	2590-14M-SLV				
2604-14M	2604.00	186	2604-14M-SLV				

14M



Dura-Sync Torque



* Timing belt numbers are the base and width ex. **1360-20M-115**

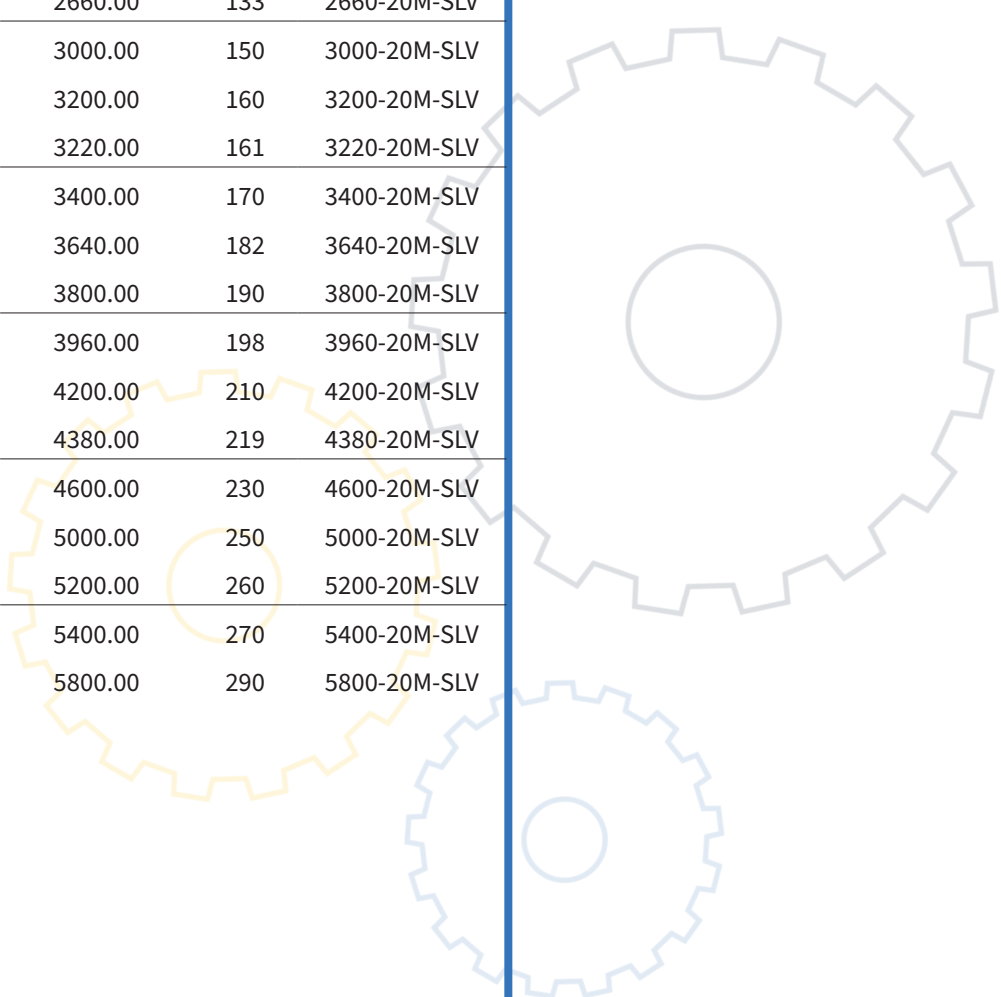
* Length is O.C. in Millimeters

* Standard Widths Include:

115mm, 170mm, 230mm, 290mm, 340mm


1360-20M	1360.00	68	1360-20M-SLV
2000-20M	2000.00	100	2000-20M-SLV
2100-20M	2100.00	105	2100-20M-SLV
2200-20M	2200.00	110	2200-20M-SLV
2500-20M	2500.00	125	2500-20M-SLV
2660-20M	2660.00	133	2660-20M-SLV
3000-20M	3000.00	150	3000-20M-SLV
3200-20M	3200.00	160	3200-20M-SLV
3220-20M	3220.00	161	3220-20M-SLV
3400-20M	3400.00	170	3400-20M-SLV
3640-20M	3640.00	182	3640-20M-SLV
3800-20M	3800.00	190	3800-20M-SLV
3960-20M	3960.00	198	3960-20M-SLV
4200-20M	4200.00	210	4200-20M-SLV
4380-20M	4380.00	219	4380-20M-SLV
4600-20M	4600.00	230	4600-20M-SLV
5000-20M	5000.00	250	5000-20M-SLV
5200-20M	5200.00	260	5200-20M-SLV
5400-20M	5400.00	270	5400-20M-SLV
5800-20M	5800.00	290	5800-20M-SLV

20M






Dura-Sure Torque




D&D DURA-SURE TORQUE belts meet or exceed USA RMA published ratings levels. They are manufactured to perform at identical or higher levels than all major US Manufacturer's belts of the same type. They offer a dependable, economical and hassle-free alternative to chain drives.

DURA-SURE TORQUE synchronous belts feature an STS super torque tooth profile. They are manufactured with a heavy duty, woven, nylon based fabric tooth covering. The helically wound tensile cords are engineered, twisted and chemically set stranded fiberglass material. They are made with a high temperature chloroprene polymer throughout the belt, and are proven through thousands of hours of customer use to be durable and dependable. They are engineered for high-capacity performance.

All DURA-SURE TORQUE timing belts are manufactured using the latest in synchronous belt technology.





Dura-Sure Torque



* Timing belt numbers are the width and base ex. **40-S1.5M-84**

* Length is O.C. in Millimeters

* Standard Widths Include:

4mm, 6mm, 10mm

S1.5M-84	84.00	56	SLV-S1.5M-84	S2M-60	60.00	30	SLV-S2M-60
S1.5M-87	87.00	58	SLV-S1.5M-87	S2M-66	66.00	33	SLV-S2M-66
S1.5M-107	107.00	71	SLV-S1.5M-107	S2M-72	72.00	36	SLV-S2M-72
S1.5M-120	120.00	80	SLV-S1.5M-120	S2M-74	74.00	37	SLV-S2M-74
S1.5M-137	137.00	91	SLV-S1.5M-137	S2M-76	76.00	38	SLV-S2M-76
S1.5M-146	146.00	97	SLV-S1.5M-146	S2M-78	78.00	39	SLV-S2M-78
S1.5M-161	161.00	107	SLV-S1.5M-161	S2M-80	80.00	40	SLV-S2M-80
S1.5M-165	165.00	110	SLV-S1.5M-165	S2M-84	84.00	42	SLV-S2M-84
S1.5M-171	171.00	114	SLV-S1.5M-171	S2M-86	86.00	43	SLV-S2M-86
S1.5M-173	173.00	115	SLV-S1.5M-173	S2M-88	88.00	44	SLV-S2M-88
S1.5M-189	189.00	126	SLV-S1.5M-189	S2M-90	90.00	45	SLV-S2M-90
S1.5M-201	201.00	134	SLV-S1.5M-201	S2M-92	92.00	46	SLV-S2M-92
S1.5M-219	219.00	146	SLV-S1.5M-219	S2M-94	94.00	47	SLV-S2M-94
S1.5M-236	236.00	157	SLV-S1.5M-236	S2M-96	96.00	48	SLV-S2M-96
S1.5M-237	237.00	158	SLV-S1.5M-237	S2M-98	98.00	49	SLV-S2M-98
S1.5M-251	251.00	167	SLV-S1.5M-251	S2M-100	100.00	50	SLV-S2M-100
S1.5M-263	263.00	175	SLV-S1.5M-263	S2M-102	102.00	51	SLV-S2M-102
S1.5M-281	281.00	187	SLV-S1.5M-281	S2M-104	104.00	52	SLV-S2M-104
S1.5M-320	320.00	213	SLV-S1.5M-320	S2M-106	106.00	53	SLV-S2M-106
S1.5M-326	326.00	217	SLV-S1.5M-326	S2M-108	108.00	54	SLV-S2M-108
S1.5M-330	330.00	220	SLV-S1.5M-330	S2M-110	110.00	55	SLV-S2M-110
S1.5M-375	375.00	250	SLV-S1.5M-375	S2M-112	112.00	56	SLV-S2M-112
S1.5M-378	378.00	252	SLV-S1.5M-378	S2M-114	114.00	57	SLV-S2M-114
S1.5M-675	675.00	450	SLV-S1.5M-675	S2M-116	116.00	58	SLV-S2M-116
				S2M-118	118.00	59	SLV-S2M-118
				S2M-120	120.00	60	SLV-S2M-120
				S2M-122	122.00	61	SLV-S2M-122
				S2M-124	124.00	62	SLV-S2M-124
				S2M-126	126.00	63	SLV-S2M-126
				S2M-128	128.00	64	SLV-S2M-128
				S2M-130	130.00	65	SLV-S2M-130
				S2M-132	132.00	66	SLV-S2M-132

S1.5M S2M



Dura-Sure Torque



* Timing belt numbers are the width and base ex. **40-S2M-150**


* Length is O.C. in Millimeters

* Standard Widths Include:

4mm, 6mm, 10mm

S2M-134	134.00	67	SLV-S2M-134	S2M-200	200.00	100	SLV-S2M-200
S2M-138	138.00	69	SLV-S2M-138	S2M-202	202.00	101	SLV-S2M-202
S2M-140	140.00	70	SLV-S2M-140	S2M-204	204.00	102	SLV-S2M-204
S2M-142	142.00	71	SLV-S2M-142	S2M-206	206.00	103	SLV-S2M-206
S2M-144	144.00	72	SLV-S2M-144	S2M-208	208.00	104	SLV-S2M-208
S2M-146	146.00	73	SLV-S2M-146	S2M-210	210.00	105	SLV-S2M-210
S2M-148	148.00	74	SLV-S2M-148	S2M-212	212.00	106	SLV-S2M-212
S2M-150	150.00	75	SLV-S2M-150	S2M-214	214.00	107	SLV-S2M-214
S2M-152	152.00	76	SLV-S2M-152	S2M-216	216.00	108	SLV-S2M-216
S2M-156	156.00	78	SLV-S2M-156	S2M-218	218.00	109	SLV-S2M-218
S2M-158	158.00	79	SLV-S2M-158	S2M-220	220.00	110	SLV-S2M-220
S2M-160	160.00	80	SLV-S2M-160	S2M-222	222.00	111	SLV-S2M-222
S2M-162	162.00	81	SLV-S2M-162	S2M-224	224.00	112	SLV-S2M-224
S2M-164	164.00	82	SLV-S2M-164	S2M-226	226.00	113	SLV-S2M-226
S2M-166	166.00	83	SLV-S2M-166	S2M-228	228.00	114	SLV-S2M-228
S2M-168	168.00	84	SLV-S2M-168	S2M-230	230.00	115	SLV-S2M-230
S2M-170	170.00	85	SLV-S2M-170	S2M-232	232.00	116	SLV-S2M-232
S2M-172	172.00	86	SLV-S2M-172	S2M-234	234.00	117	SLV-S2M-234
S2M-174	174.00	87	SLV-S2M-174	S2M-236	236.00	118	SLV-S2M-236
S2M-176	176.00	88	SLV-S2M-176	S2M-238	238.00	119	SLV-S2M-238
S2M-178	178.00	89	SLV-S2M-178	S2M-240	240.00	120	SLV-S2M-240
S2M-180	180.00	90	SLV-S2M-180	S2M-242	242.00	121	SLV-S2M-242
S2M-182	182.00	91	SLV-S2M-182	S2M-244	244.00	122	SLV-S2M-244
S2M-184	184.00	92	SLV-S2M-184	S2M-246	246.00	123	SLV-S2M-246
S2M-186	186.00	93	SLV-S2M-186	S2M-248	248.00	124	SLV-S2M-248
S2M-188	188.00	94	SLV-S2M-188	S2M-250	250.00	125	SLV-S2M-250
S2M-190	190.00	95	SLV-S2M-190	S2M-252	252.00	126	SLV-S2M-252
S2M-192	192.00	96	SLV-S2M-192	S2M-254	254.00	127	SLV-S2M-254
S2M-194	194.00	97	SLV-S2M-194	S2M-256	256.00	128	SLV-S2M-256
S2M-195	195.00	98	SLV-S2M-195	S2M-258	258.00	129	SLV-S2M-258
S2M-196	196.00	98	SLV-S2M-196	S2M-260	260.00	130	SLV-S2M-260
S2M-198	198.00	99	SLV-S2M-198	S2M-262	262.00	131	SLV-S2M-262

S2M



Dura-Sure Torque



* Timing belt numbers are the width and base ex. **40-S2M-150**

* Length is O.C. in Millimeters

* Standard Widths Include:

4mm, 6mm, 10mm

S2M-264	264.00	132	SLV-S2M-264	S2M-334	334.00	167	SLV-S2M-334
S2M-266	266.00	133	SLV-S2M-266	S2M-338	338.00	169	SLV-S2M-338
S2M-268	268.00	134	SLV-S2M-268	S2M-340	340.00	170	SLV-S2M-340
S2M-270	270.00	135	SLV-S2M-270	S2M-342	342.00	171	SLV-S2M-342
S2M-272	272.00	136	SLV-S2M-272	S2M-344	344.00	172	SLV-S2M-344
S2M-274	274.00	137	SLV-S2M-274	S2M-348	348.00	174	SLV-S2M-348
S2M-276	276.00	138	SLV-S2M-276	S2M-350	350.00	175	SLV-S2M-350
S2M-278	278.00	139	SLV-S2M-278	S2M-354	354.00	177	SLV-S2M-354
S2M-280	280.00	140	SLV-S2M-280	S2M-360	360.00	180	SLV-S2M-360
S2M-284	284.00	142	SLV-S2M-284	S2M-364	364.00	182	SLV-S2M-364
S2M-286	286.00	143	SLV-S2M-286	S2M-368	368.00	184	SLV-S2M-368
S2M-288	288.00	144	SLV-S2M-288	S2M-370	370.00	185	SLV-S2M-370
S2M-290	290.00	145	SLV-S2M-290	S2M-372	372.00	186	SLV-S2M-372
S2M-292	292.00	146	SLV-S2M-292	S2M-374	374.00	187	SLV-S2M-374
S2M-296	296.00	148	SLV-S2M-296	S2M-376	376.00	188	SLV-S2M-376
S2M-300	300.00	150	SLV-S2M-300	S2M-380	380.00	190	SLV-S2M-380
S2M-302	302.00	151	SLV-S2M-302	S2M-386	386.00	193	SLV-S2M-386
S2M-304	304.00	152	SLV-S2M-304	S2M-388	388.00	194	SLV-S2M-388
S2M-306	306.00	153	SLV-S2M-306	S2M-390	390.00	195	SLV-S2M-390
S2M-308	308.00	154	SLV-S2M-308	S2M-392	392.00	196	SLV-S2M-392
S2M-310	310.00	155	SLV-S2M-310	S2M-396	396.00	198	SLV-S2M-396
S2M-312	312.00	156	SLV-S2M-312	S2M-400	400.00	200	SLV-S2M-400
S2M-314	314.00	157	SLV-S2M-314	S2M-406	406.00	203	SLV-S2M-406
S2M-316	316.00	158	SLV-S2M-316	S2M-408	408.00	204	SLV-S2M-408
S2M-318	318.00	159	SLV-S2M-318	S2M-410	410.00	205	SLV-S2M-410
S2M-320	320.00	160	SLV-S2M-320	S2M-416	416.00	208	SLV-S2M-416
S2M-322	322.00	161	SLV-S2M-322	S2M-418	418.00	209	SLV-S2M-418
S2M-324	324.00	162	SLV-S2M-324	S2M-420	420.00	210	SLV-S2M-420
S2M-326	326.00	163	SLV-S2M-326	S2M-426	426.00	213	SLV-S2M-426
S2M-328	328.00	164	SLV-S2M-328	S2M-430	430.00	215	SLV-S2M-430
S2M-330	330.00	165	SLV-S2M-330	S2M-434	434.00	217	SLV-S2M-434
S2M-332	332.00	166	SLV-S2M-332	S2M-436	436.00	218	SLV-S2M-436

S2M



Dura-Sure Torque



* Timing belt numbers are the width and base ex. **40-S2M-150**

* Length is O.C. in Millimeters

* Standard Widths Include:

4mm, 6mm, 10mm

S2M-438	438.00	219	SLV-S2M-438	S2M-600	600.00	300	SLV-S2M-600
S2M-440	440.00	220	SLV-S2M-440	S2M-604	604.00	302	SLV-S2M-604
S2M-442	442.00	221	SLV-S2M-442	S2M-620	620.00	310	SLV-S2M-620
S2M-444	444.00	222	SLV-S2M-444	S2M-630	630.00	315	SLV-S2M-630
S2M-448	448.00	224	SLV-S2M-448	S2M-638	638.00	319	SLV-S2M-638
S2M-452	452.00	226	SLV-S2M-452	S2M-640	640.00	320	SLV-S2M-640
S2M-454	454.00	227	SLV-S2M-454	S2M-648	648.00	324	SLV-S2M-648
S2M-456	456.00	228	SLV-S2M-456	S2M-650	650.00	325	SLV-S2M-650
S2M-460	460.00	230	SLV-S2M-460	S2M-652	652.00	326	SLV-S2M-652
S2M-468	468.00	234	SLV-S2M-468	S2M-656	656.00	328	SLV-S2M-656
S2M-474	474.00	237	SLV-S2M-474	S2M-660	660.00	330	SLV-S2M-660
S2M-480	480.00	240	SLV-S2M-480	S2M-668	668.00	334	SLV-S2M-668
S2M-486	486.00	243	SLV-S2M-486	S2M-672	672.00	336	SLV-S2M-672
S2M-488	488.00	244	SLV-S2M-488	S2M-676	676.00	338	SLV-S2M-676
S2M-490	490.00	245	SLV-S2M-490	S2M-688	688.00	344	SLV-S2M-688
S2M-494	494.00	247	SLV-S2M-494	S2M-694	694.00	347	SLV-S2M-694
S2M-500	500.00	250	SLV-S2M-500	S2M-700	700.00	350	SLV-S2M-700
S2M-504	504.00	252	SLV-S2M-504	S2M-710	710.00	355	SLV-S2M-710
S2M-508	508.00	254	SLV-S2M-508	S2M-726	726.00	363	SLV-S2M-726
S2M-520	520.00	260	SLV-S2M-520	S2M-740	740.00	370	SLV-S2M-740
S2M-530	530.00	265	SLV-S2M-530	S2M-742	742.00	371	SLV-S2M-742
S2M-540	540.00	270	SLV-S2M-540	S2M-750	750.00	375	SLV-S2M-750
S2M-550	550.00	275	SLV-S2M-550	S2M-752	752.00	376	SLV-S2M-752
S2M-556	556.00	278	SLV-S2M-556	S2M-754	754.00	377	SLV-S2M-754
S2M-558	558.00	279	SLV-S2M-558	S2M-760	760.00	380	SLV-S2M-760
S2M-560	560.00	280	SLV-S2M-560	S2M-766	766.00	383	SLV-S2M-766
S2M-572	572.00	286	SLV-S2M-572	S2M-796	796.00	398	SLV-S2M-796
S2M-580	580.00	290	SLV-S2M-580	S2M-800	800.00	400	SLV-S2M-800
S2M-584	584.00	292	SLV-S2M-584	S2M-810	810.00	405	SLV-S2M-810
S2M-586	586.00	293	SLV-S2M-586	S2M-822	822.00	411	SLV-S2M-822
S2M-594	594.00	297	SLV-S2M-594	S2M-826	826.00	413	SLV-S2M-826
S2M-596	596.00	298	SLV-S2M-596	S2M-848	848.00	424	SLV-S2M-848

S2M



Dura-Sure Torque



* Timing belt numbers are the width and base ex. **60-S3M-96**

* Length is O.C. in Millimeters

* Standard Widths Include:

6mm, 10mm, 15mm

S3M-96	96.00	32	SLV-S3M-96	S3M-210	210.00	70	SLV-S3M-210
S3M-102	102.00	34	SLV-S3M-102	S3M-213	213.00	71	SLV-S3M-213
S3M-114	114.00	38	SLV-S3M-114	S3M-216	216.00	72	SLV-S3M-216
S3M-117	117.00	39	SLV-S3M-117	S3M-219	219.00	73	SLV-S3M-219
S3M-120	120.00	40	SLV-S3M-120	S3M-222	222.00	74	SLV-S3M-222
S3M-123	123.00	41	SLV-S3M-123	S3M-225	225.00	75	SLV-S3M-225
S3M-129	129.00	43	SLV-S3M-129	S3M-228	228.00	76	SLV-S3M-228
S3M-132	132.00	44	SLV-S3M-132	S3M-231	231.00	77	SLV-S3M-231
S3M-138	138.00	46	SLV-S3M-138	S3M-234	234.00	78	SLV-S3M-234
S3M-141	141.00	47	SLV-S3M-141	S3M-237	237.00	79	SLV-S3M-237
S3M-144	144.00	48	SLV-S3M-144	S3M-240	240.00	80	SLV-S3M-240
S3M-147	147.00	49	SLV-S3M-147	S3M-243	243.00	81	SLV-S3M-243
S3M-150	150.00	50	SLV-S3M-150	S3M-246	246.00	82	SLV-S3M-246
S3M-153	153.00	51	SLV-S3M-153	S3M-249	249.00	83	SLV-S3M-249
S3M-156	156.00	52	SLV-S3M-156	S3M-252	252.00	84	SLV-S3M-252
S3M-159	159.00	53	SLV-S3M-159	S3M-255	255.00	85	SLV-S3M-255
S3M-162	162.00	54	SLV-S3M-162	S3M-258	258.00	86	SLV-S3M-258
S3M-165	165.00	55	SLV-S3M-165	S3M-260	260.00	87	SLV-S3M-260
S3M-168	168.00	56	SLV-S3M-168	S3M-261	261.00	87	SLV-S3M-261
S3M-171	171.00	57	SLV-S3M-171	S3M-264	264.00	88	SLV-S3M-264
S3M-174	174.00	58	SLV-S3M-174	S3M-267	267.00	89	SLV-S3M-267
S3M-177	177.00	59	SLV-S3M-177	S3M-270	270.00	90	SLV-S3M-270
S3M-180	180.00	60	SLV-S3M-180	S3M-273	273.00	91	SLV-S3M-273
S3M-183	183.00	61	SLV-S3M-183	S3M-276	276.00	92	SLV-S3M-276
S3M-186	186.00	62	SLV-S3M-186	S3M-279	279.00	93	SLV-S3M-279
S3M-189	189.00	63	SLV-S3M-189	S3M-282	282.00	94	SLV-S3M-282
S3M-192	192.00	64	SLV-S3M-192	S3M-285	285.00	95	SLV-S3M-285
S3M-195	195.00	65	SLV-S3M-195	S3M-288	288.00	96	SLV-S3M-288
S3M-198	198.00	66	SLV-S3M-198	S3M-291	291.00	97	SLV-S3M-291
S3M-201	201.00	67	SLV-S3M-201	S3M-297	297.00	99	SLV-S3M-297
S3M-204	204.00	68	SLV-S3M-204	S3M-300	300.00	100	SLV-S3M-300
S3M-207	207.00	69	SLV-S3M-207	S3M-303	303.00	101	SLV-S3M-303

S3M



Dura-Sure Torque



* Timing belt numbers are the width and base ex. **60-S3M-96**


* Length is O.C. in Millimeters

* Standard Widths Include:

6mm, 10mm, 15mm

S3M-306	306.00	102	SLV-S3M-306	S3M-405	405.00	135	SLV-S3M-405
S3M-309	309.00	103	SLV-S3M-309	S3M-408	408.00	136	SLV-S3M-408
S3M-312	312.00	104	SLV-S3M-312	S3M-414	414.00	138	SLV-S3M-414
S3M-315	315.00	105	SLV-S3M-315	S3M-417	417.00	139	SLV-S3M-417
S3M-318	318.00	106	SLV-S3M-318	S3M-420	420.00	140	SLV-S3M-420
S3M-321	321.00	107	SLV-S3M-321	S3M-423	423.00	141	SLV-S3M-423
S3M-324	324.00	108	SLV-S3M-324	S3M-426	426.00	142	SLV-S3M-426
S3M-327	327.00	109	SLV-S3M-327	S3M-432	432.00	144	SLV-S3M-432
S3M-330	330.00	110	SLV-S3M-330	S3M-435	435.00	145	SLV-S3M-435
S3M-333	333.00	111	SLV-S3M-333	S3M-438	438.00	146	SLV-S3M-438
S3M-336	336.00	112	SLV-S3M-336	S3M-444	444.00	148	SLV-S3M-444
S3M-339	339.00	113	SLV-S3M-339	S3M-447	447.00	149	SLV-S3M-447
S3M-342	342.00	114	SLV-S3M-342	S3M-453	453.00	151	SLV-S3M-453
S3M-345	345.00	115	SLV-S3M-345	S3M-456	456.00	152	SLV-S3M-456
S3M-348	348.00	116	SLV-S3M-348	S3M-459	459.00	153	SLV-S3M-459
S3M-351	351.00	117	SLV-S3M-351	S3M-468	468.00	156	SLV-S3M-468
S3M-354	354.00	118	SLV-S3M-354	S3M-471	471.00	157	SLV-S3M-471
S3M-357	357.00	119	SLV-S3M-357	S3M-474	474.00	158	SLV-S3M-474
S3M-360	360.00	120	SLV-S3M-360	S3M-480	480.00	160	SLV-S3M-480
S3M-363	363.00	121	SLV-S3M-363	S3M-483	483.00	161	SLV-S3M-483
S3M-366	366.00	122	SLV-S3M-366	S3M-486	486.00	162	SLV-S3M-486
S3M-369	369.00	123	SLV-S3M-369	S3M-489	489.00	163	SLV-S3M-489
S3M-372	372.00	124	SLV-S3M-372	S3M-492	492.00	164	SLV-S3M-492
S3M-375	375.00	125	SLV-S3M-375	S3M-498	498.00	166	SLV-S3M-498
S3M-378	378.00	126	SLV-S3M-378	S3M-501	501.00	167	SLV-S3M-501
S3M-384	384.00	128	SLV-S3M-384	S3M-504	504.00	168	SLV-S3M-504
S3M-387	387.00	129	SLV-S3M-387	S3M-507	507.00	169	SLV-S3M-507
S3M-390	390.00	130	SLV-S3M-390	S3M-510	510.00	170	SLV-S3M-510
S3M-393	393.00	131	SLV-S3M-393	S3M-513	513.00	171	SLV-S3M-513
S3M-396	396.00	132	SLV-S3M-396	S3M-516	516.00	172	SLV-S3M-516
S3M-399	399.00	133	SLV-S3M-399	S3M-519	519.00	173	SLV-S3M-519
S3M-402	402.00	134	SLV-S3M-402	S3M-522	522.00	174	SLV-S3M-522

S3M



Dura-Sure Torque



* Timing belt numbers are the width and base ex. **60-S3M-96**

* Length is O.C. in Millimeters

* Standard Widths Include:

6mm, 10mm, 15mm

S3M-525	525.00	175	SLV-S3M-525	S3M-657	657.00	219	SLV-S3M-657
S3M-528	528.00	176	SLV-S3M-528	S3M-660	660.00	220	SLV-S3M-660
S3M-534	534.00	178	SLV-S3M-534	S3M-663	663.00	221	SLV-S3M-663
S3M-537	537.00	179	SLV-S3M-537	S3M-666	666.00	222	SLV-S3M-666
S3M-540	540.00	180	SLV-S3M-540	S3M-672	672.00	224	SLV-S3M-672
S3M-543	543.00	181	SLV-S3M-543	S3M-675	675.00	225	SLV-S3M-675
S3M-549	549.00	183	SLV-S3M-549	S3M-681	681.00	227	SLV-S3M-681
S3M-552	552.00	184	SLV-S3M-552	S3M-687	687.00	229	SLV-S3M-687
S3M-555	555.00	185	SLV-S3M-555	S3M-690	690.00	230	SLV-S3M-690
S3M-558	558.00	186	SLV-S3M-558	S3M-699	699.00	233	SLV-S3M-699
S3M-564	564.00	188	SLV-S3M-564	S3M-720	720.00	240	SLV-S3M-720
S3M-570	570.00	190	SLV-S3M-570	S3M-726	726.00	242	SLV-S3M-726
S3M-573	573.00	191	SLV-S3M-573	S3M-735	735.00	245	SLV-S3M-735
S3M-576	576.00	192	SLV-S3M-576	S3M-738	738.00	246	SLV-S3M-738
S3M-579	579.00	193	SLV-S3M-579	S3M-741	741.00	247	SLV-S3M-741
S3M-582	582.00	194	SLV-S3M-582	S3M-750	750.00	250	SLV-S3M-750
S3M-584	584.00	195	SLV-S3M-584	S3M-753	753.00	251	SLV-S3M-753
S3M-585	585.00	195	SLV-S3M-585	S3M-756	756.00	252	SLV-S3M-756
S3M-588	588.00	196	SLV-S3M-588	S3M-759	759.00	253	SLV-S3M-759
S3M-591	591.00	197	SLV-S3M-591	S3M-762	762.00	254	SLV-S3M-762
S3M-594	594.00	198	SLV-S3M-594	S3M-765	765.00	255	SLV-S3M-765
S3M-597	597.00	199	SLV-S3M-597	S3M-768	768.00	256	SLV-S3M-768
S3M-600	600.00	200	SLV-S3M-600	S3M-771	771.00	257	SLV-S3M-771
S3M-603	603.00	201	SLV-S3M-603	S3M-774	774.00	258	SLV-S3M-774
S3M-609	609.00	203	SLV-S3M-609	S3M-780	780.00	260	SLV-S3M-780
S3M-612	612.00	204	SLV-S3M-612	S3M-786	786.00	262	SLV-S3M-786
S3M-621	621.00	207	SLV-S3M-621	S3M-789	789.00	263	SLV-S3M-789
S3M-624	624.00	208	SLV-S3M-624	S3M-804	804.00	268	SLV-S3M-804
S3M-630	630.00	210	SLV-S3M-630	S3M-810	810.00	270	SLV-S3M-810
S3M-633	633.00	211	SLV-S3M-633	S3M-819	819.00	273	SLV-S3M-819
S3M-645	645.00	215	SLV-S3M-645	S3M-825	825.00	275	SLV-S3M-825
S3M-648	648.00	216	SLV-S3M-648	S3M-831	831.00	277	SLV-S3M-831

S3M



Dura-Sure Torque



* Timing belt numbers are the width and base ex. **60-S4.5M-162**


* Length is O.C. in Millimeters

* Standard Widths Include:

6mm, 7.5mm, 10mm, 15mm

S3M-837	837.00	279	SLV-S3M-837	S4.5M-162	162.00	36	SLV-S4.5M-162
S3M-852	852.00	284	SLV-S3M-852	S4.5M-180	180.00	40	SLV-S4.5M-180
S3M-858	858.00	286	SLV-S3M-858	S4.5M-198	198.00	44	SLV-S4.5M-198
S3M-879	879.00	293	SLV-S3M-879	S4.5M-203	203.00	45	SLV-S4.5M-203
S3M-882	882.00	294	SLV-S3M-882	S4.5M-225	225.00	50	SLV-S4.5M-225
S3M-885	885.00	295	SLV-S3M-885	S4.5M-239	239.00	53	SLV-S4.5M-239
S3M-888	888.00	296	SLV-S3M-888	S4.5M-252	252.00	56	SLV-S4.5M-252
S3M-894	894.00	298	SLV-S3M-894	S4.5M-275	275.00	61	SLV-S4.5M-275
S3M-897	897.00	299	SLV-S3M-897	S4.5M-279	279.00	62	SLV-S4.5M-279
S3M-900	900.00	300	SLV-S3M-900	S4.5M-284	284.00	63	SLV-S4.5M-284
S3M-909	909.00	303	SLV-S3M-909	S4.5M-297	297.00	66	SLV-S4.5M-297
S3M-918	918.00	306	SLV-S3M-918	S4.5M-315	315.00	70	SLV-S4.5M-315
S3M-927	927.00	309	SLV-S3M-927	S4.5M-324	324.00	72	SLV-S4.5M-324
S3M-936	936.00	312	SLV-S3M-936	S4.5M-329	329.00	73	SLV-S4.5M-329
S3M-954	954.00	318	SLV-S3M-954	S4.5M-333	333.00	74	SLV-S4.5M-333
S3M-990	990.00	330	SLV-S3M-990	S4.5M-338	338.00	75	SLV-S4.5M-338
S3M-999	999.00	333	SLV-S3M-999	S4.5M-342	342.00	76	SLV-S4.5M-342
S3M-1005	1005.00	335	SLV-S3M-1005	S4.5M-347	347.00	77	SLV-S4.5M-347
S3M-1014	1014.00	338	SLV-S3M-1014	S4.5M-351	351.00	78	SLV-S4.5M-351
S3M-1035	1035.00	345	SLV-S3M-1035	S4.5M-360	360.00	80	SLV-S4.5M-360
S3M-1050	1050.00	350	SLV-S3M-1050	S4.5M-369	369.00	82	SLV-S4.5M-369
S3M-1056	1056.00	352	SLV-S3M-1056	S4.5M-378	378.00	84	SLV-S4.5M-378
S3M-1080	1080.00	360	SLV-S3M-1080	S4.5M-383	383.00	85	SLV-S4.5M-383
S3M-1119	1119.00	373	SLV-S3M-1119	S4.5M-396	396.00	88	SLV-S4.5M-396
S3M-1134	1134.00	378	SLV-S3M-1134	S4.5M-414	414.00	92	SLV-S4.5M-414
S3M-1146	1146.00	382	SLV-S3M-1146	S4.5M-450	450.00	100	SLV-S4.5M-450
S3M-1170	1170.00	390	SLV-S3M-1170	S4.5M-468	468.00	104	SLV-S4.5M-468
S3M-1188	1188.00	396	SLV-S3M-1188	S4.5M-491	491.00	109	SLV-S4.5M-491
S3M-1203	1203.00	401	SLV-S3M-1203	S4.5M-500	500.00	111	SLV-S4.5M-500
S3M-1221	1221.00	407	SLV-S3M-1221	S4.5M-504	504.00	112	SLV-S4.5M-504
S3M-1236	1236.00	412	SLV-S3M-1236	S4.5M-513	513.00	114	SLV-S4.5M-513
S3M-1245	1245.00	415	SLV-S3M-1245	S4.5M-518	518.00	115	SLV-S4.5M-518

S4.5M



Dura-Sure Torque



* Timing belt numbers are the width and base ex. **100-S5M-180**

* Length is O.C. in Millimeters

* Standard Widths Include:

10mm, 15mm, 20mm, 25mm

S4.5M-558	558.00	124	SLV-S4.5M-558	S5M-180	180.00	36	SLV-S5M-180
S4.5M-563	563.00	125	SLV-S4.5M-563	S5M-195	195.00	39	SLV-S5M-195
S4.5M-612	612.00	136	SLV-S4.5M-612	S5M-225	225.00	45	SLV-S5M-225
S4.5M-617	617.00	137	SLV-S4.5M-617	S5M-230	230.00	46	SLV-S5M-230
S4.5M-630	630.00	140	SLV-S4.5M-630	S5M-240	240.00	48	SLV-S5M-240
S4.5M-653	653.00	145	SLV-S4.5M-653	S5M-250	250.00	50	SLV-S5M-250
S4.5M-711	711.00	158	SLV-S4.5M-711	S5M-255	255.00	51	SLV-S5M-255
S4.5M-729	729.00	162	SLV-S4.5M-729	S5M-260	260.00	52	SLV-S5M-260
S4.5M-801	801.00	178	SLV-S4.5M-801	S5M-275	275.00	55	SLV-S5M-275
S4.5M-842	842.00	187	SLV-S4.5M-842	S5M-280	280.00	56	SLV-S5M-280
S4.5M-864	864.00	192	SLV-S4.5M-864	S5M-295	295.00	59	SLV-S5M-295
S4.5M-904	904.00	201	SLV-S4.5M-904	S5M-300	300.00	60	SLV-S5M-300
S4.5M-905	905.00	201	SLV-S4.5M-905	S5M-305	305.00	61	SLV-S5M-305
S4.5M-932	932.00	207	SLV-S4.5M-932	S5M-320	320.00	64	SLV-S5M-320
S4.5M-1031	1031.00	229	SLV-S4.5M-1031	S5M-325	325.00	65	SLV-S5M-325
S4.5M-1800	1800.00	400	SLV-S4.5M-1800	S5M-335	335.00	67	SLV-S5M-335
S4.5M-2111	2111.00	469	SLV-S4.5M-2111	S5M-340	340.00	68	SLV-S5M-340
				S5M-350	350.00	70	SLV-S5M-350
				S5M-355	355.00	71	SLV-S5M-355
				S5M-360	360.00	72	SLV-S5M-360
				S5M-370	370.00	74	SLV-S5M-370
				S5M-375	375.00	75	SLV-S5M-375
				S5M-380	380.00	76	SLV-S5M-380
				S5M-385	385.00	77	SLV-S5M-385
				S5M-390	390.00	78	SLV-S5M-390
				S5M-400	400.00	80	SLV-S5M-400
				S5M-405	405.00	81	SLV-S5M-405
				S5M-410	410.00	82	SLV-S5M-410
				S5M-415	415.00	83	SLV-S5M-415
				S5M-420	420.00	84	SLV-S5M-420
				S5M-425	425.00	85	SLV-S5M-425
				S5M-435	435.00	87	SLV-S5M-435

S5M



Dura-Sure Torque



* Timing belt numbers are the width and base ex. **100-S5M-180**


* Length is O.C. in Millimeters

* Standard Widths Include:

10mm, 15mm, 20mm, 25mm

S5M-440	440.00	88	SLV-S5M-440	S5M-670	670.00	134	SLV-S5M-670
S5M-445	445.00	89	SLV-S5M-445	S5M-675	675.00	135	SLV-S5M-675
S5M-450	450.00	90	SLV-S5M-450	S5M-680	680.00	136	SLV-S5M-680
S5M-460	460.00	92	SLV-S5M-460	S5M-685	685.00	137	SLV-S5M-685
S5M-465	465.00	93	SLV-S5M-465	S5M-690	690.00	138	SLV-S5M-690
S5M-475	475.00	95	SLV-S5M-475	S5M-695	695.00	139	SLV-S5M-695
S5M-490	490.00	98	SLV-S5M-490	S5M-700	700.00	140	SLV-S5M-700
S5M-500	500.00	100	SLV-S5M-500	S5M-710	710.00	142	SLV-S5M-710
S5M-515	515.00	103	SLV-S5M-515	S5M-720	720.00	144	SLV-S5M-720
S5M-520	520.00	104	SLV-S5M-520	S5M-725	725.00	145	SLV-S5M-725
S5M-525	525.00	105	SLV-S5M-525	S5M-730	730.00	146	SLV-S5M-730
S5M-530	530.00	106	SLV-S5M-530	S5M-740	740.00	148	SLV-S5M-740
S5M-535	535.00	107	SLV-S5M-535	S5M-750	750.00	150	SLV-S5M-750
S5M-545	545.00	109	SLV-S5M-545	S5M-765	765.00	153	SLV-S5M-765
S5M-550	550.00	110	SLV-S5M-550	S5M-770	770.00	154	SLV-S5M-770
S5M-555	555.00	111	SLV-S5M-555	S5M-775	775.00	155	SLV-S5M-775
S5M-560	560.00	112	SLV-S5M-560	S5M-780	780.00	156	SLV-S5M-780
S5M-565	565.00	113	SLV-S5M-565	S5M-790	790.00	158	SLV-S5M-790
S5M-570	570.00	114	SLV-S5M-570	S5M-800	800.00	160	SLV-S5M-800
S5M-575	575.00	115	SLV-S5M-575	S5M-810	810.00	162	SLV-S5M-810
S5M-590	590.00	118	SLV-S5M-590	S5M-815	815.00	163	SLV-S5M-815
S5M-595	595.00	119	SLV-S5M-595	S5M-830	830.00	166	SLV-S5M-830
S5M-600	600.00	120	SLV-S5M-600	S5M-835	835.00	167	SLV-S5M-835
S5M-615	615.00	123	SLV-S5M-615	S5M-845	845.00	169	SLV-S5M-845
S5M-620	620.00	124	SLV-S5M-620	S5M-850	850.00	170	SLV-S5M-850
S5M-625	625.00	125	SLV-S5M-625	S5M-860	860.00	172	SLV-S5M-860
S5M-635	635.00	127	SLV-S5M-635	S5M-870	870.00	174	SLV-S5M-870
S5M-640	640.00	128	SLV-S5M-640	S5M-880	880.00	176	SLV-S5M-880
S5M-645	645.00	129	SLV-S5M-645	S5M-890	890.00	178	SLV-S5M-890
S5M-650	650.00	130	SLV-S5M-650	S5M-900	900.00	180	SLV-S5M-900
S5M-655	655.00	131	SLV-S5M-655	S5M-920	920.00	184	SLV-S5M-920
S5M-665	665.00	133	SLV-S5M-665	S5M-925	925.00	185	SLV-S5M-925

S5M



Dura-Sure Torque



* Timing belt numbers are the width and base ex. **100-S5M-180**

* Length is O.C. in Millimeters

* Standard Widths Include:

10mm, 15mm, 20mm, 25mm

S5M-930	930.00	186	SLV-S5M-930	S5M-1270	1270.00	254	SLV-S5M-1270
S5M-935	935.00	187	SLV-S5M-935	S5M-1275	1275.00	255	SLV-S5M-1275
S5M-940	940.00	188	SLV-S5M-940	S5M-1295	1295.00	259	SLV-S5M-1295
S5M-945	945.00	189	SLV-S5M-945	S5M-1350	1350.00	270	SLV-S5M-1350
S5M-950	950.00	190	SLV-S5M-950	S5M-1380	1380.00	276	SLV-S5M-1380
S5M-965	965.00	193	SLV-S5M-965	S5M-1400	1400.00	280	SLV-S5M-1400
S5M-975	975.00	195	SLV-S5M-975	S5M-1420	1420.00	284	SLV-S5M-1420
S5M-980	980.00	196	SLV-S5M-980	S5M-1475	1475.00	295	SLV-S5M-1475
S5M-1000	1000.00	200	SLV-S5M-1000	S5M-1500	1500.00	300	SLV-S5M-1500
S5M-1025	1025.00	205	SLV-S5M-1025	S5M-1505	1505.00	301	SLV-S5M-1505
S5M-1040	1040.00	208	SLV-S5M-1040	S5M-1530	1530.00	306	SLV-S5M-1530
S5M-1045	1045.00	209	SLV-S5M-1045	S5M-1550	1550.00	310	SLV-S5M-1550
S5M-1050	1050.00	210	SLV-S5M-1050	S5M-1585	1585.00	317	SLV-S5M-1585
S5M-1055	1055.00	211	SLV-S5M-1055	S5M-1595	1595.00	319	SLV-S5M-1595
S5M-1085	1085.00	217	SLV-S5M-1085	S5M-1605	1605.00	321	SLV-S5M-1605
S5M-1090	1090.00	218	SLV-S5M-1090	S5M-1615	1615.00	323	SLV-S5M-1615
S5M-1100	1100.00	220	SLV-S5M-1100	S5M-1680	1680.00	336	SLV-S5M-1680
S5M-1105	1105.00	221	SLV-S5M-1105	S5M-1685	1685.00	337	SLV-S5M-1685
S5M-1115	1115.00	223	SLV-S5M-1115	S5M-1690	1690.00	338	SLV-S5M-1690
S5M-1120	1120.00	224	SLV-S5M-1120	S5M-1695	1695.00	339	SLV-S5M-1695
S5M-1125	1125.00	225	SLV-S5M-1125	S5M-1700	1700.00	340	SLV-S5M-1700
S5M-1135	1135.00	227	SLV-S5M-1135	S5M-1715	1715.00	343	SLV-S5M-1715
S5M-1145	1145.00	229	SLV-S5M-1145	S5M-1745	1745.00	349	SLV-S5M-1745
S5M-1150	1150.00	230	SLV-S5M-1150	S5M-1800	1800.00	360	SLV-S5M-1800
S5M-1160	1160.00	232	SLV-S5M-1160	S5M-1875	1875.00	375	SLV-S5M-1875
S5M-1165	1165.00	233	SLV-S5M-1165	S5M-1900	1900.00	380	SLV-S5M-1900
S5M-1175	1175.00	235	SLV-S5M-1175	S5M-1940	1940.00	388	SLV-S5M-1940
S5M-1195	1195.00	239	SLV-S5M-1195	S5M-1945	1945.00	389	SLV-S5M-1945
S5M-1200	1200.00	240	SLV-S5M-1200	S5M-1960	1960.00	392	SLV-S5M-1960
S5M-1225	1225.00	245	SLV-S5M-1225	S5M-2000	2000.00	400	SLV-S5M-2000
S5M-1250	1250.00	250	SLV-S5M-1250	S5M-2005	2005.00	401	SLV-S5M-2005
S5M-1260	1260.00	252	SLV-S5M-1260	S5M-2100	2100.00	420	SLV-S5M-2100

S5M



Dura-Sure Torque



* Timing belt numbers are the width and base ex. **100-S8M-352**


* Length is O.C. in Millimeters

* Standard Widths Include:

15mm, 25mm, 40mm, 60mm

S8M-352	352.00	44	SLV-S8M-352	S8M-720	720.00	90	SLV-S8M-720
S8M-376	376.00	47	SLV-S8M-376	S8M-728	728.00	91	SLV-S8M-728
S8M-384	384.00	48	SLV-S8M-384	S8M-736	736.00	92	SLV-S8M-736
S8M-392	392.00	49	SLV-S8M-392	S8M-752	752.00	94	SLV-S8M-752
S8M-400	400.00	50	SLV-S8M-400	S8M-760	760.00	95	SLV-S8M-760
S8M-408	408.00	51	SLV-S8M-408	S8M-768	768.00	96	SLV-S8M-768
S8M-424	424.00	53	SLV-S8M-424	S8M-770	770.00	96	SLV-S8M-770
S8M-440	440.00	55	SLV-S8M-440	S8M-776	776.00	97	SLV-S8M-776
S8M-456	456.00	57	SLV-S8M-456	S8M-784	784.00	98	SLV-S8M-784
S8M-464	464.00	58	SLV-S8M-464	S8M-792	792.00	99	SLV-S8M-792
S8M-480	480.00	60	SLV-S8M-480	S8M-800	800.00	100	SLV-S8M-800
S8M-496	496.00	62	SLV-S8M-496	S8M-824	824.00	103	SLV-S8M-824
S8M-512	512.00	64	SLV-S8M-512	S8M-832	832.00	104	SLV-S8M-832
S8M-520	520.00	65	SLV-S8M-520	S8M-840	840.00	105	SLV-S8M-840
S8M-528	528.00	66	SLV-S8M-528	S8M-848	848.00	106	SLV-S8M-848
S8M-550	550.00	69	SLV-S8M-550	S8M-856	856.00	107	SLV-S8M-856
S8M-552	552.00	69	SLV-S8M-552	S8M-864	864.00	108	SLV-S8M-864
S8M-560	560.00	70	SLV-S8M-560	S8M-872	872.00	109	SLV-S8M-872
S8M-576	576.00	72	SLV-S8M-576	S8M-880	880.00	110	SLV-S8M-880
S8M-584	584.00	73	SLV-S8M-584	S8M-888	888.00	111	SLV-S8M-888
S8M-600	600.00	75	SLV-S8M-600	S8M-896	896.00	112	SLV-S8M-896
S8M-616	616.00	77	SLV-S8M-616	S8M-912	912.00	114	SLV-S8M-912
S8M-624	624.00	78	SLV-S8M-624	S8M-920	920.00	115	SLV-S8M-920
S8M-632	632.00	79	SLV-S8M-632	S8M-928	928.00	116	SLV-S8M-928
S8M-640	640.00	80	SLV-S8M-640	S8M-936	936.00	117	SLV-S8M-936
S8M-656	656.00	82	SLV-S8M-656	S8M-944	944.00	118	SLV-S8M-944
S8M-672	672.00	84	SLV-S8M-672	S8M-952	952.00	119	SLV-S8M-952
S8M-680	680.00	85	SLV-S8M-680	S8M-960	960.00	120	SLV-S8M-960
S8M-688	688.00	86	SLV-S8M-688	S8M-970	970.00	121	SLV-S8M-970
S8M-696	696.00	87	SLV-S8M-696	S8M-976	976.00	122	SLV-S8M-976
S8M-704	704.00	88	SLV-S8M-704	S8M-984	984.00	123	SLV-S8M-984
S8M-712	712.00	89	SLV-S8M-712	S8M-992	992.00	124	SLV-S8M-992

S8M



Dura-Sure Torque



* Timing belt numbers are the width and base ex. **100-S8M-352**

* Length is O.C. in Millimeters

* Standard Widths Include:

15mm, 25mm, 40mm, 60mm

S8M-1000	1000.00	125	SLV-S8M-1000	S8M-1280	1280.00	160	SLV-S8M-1280
S8M-1008	1008.00	126	SLV-S8M-1008	S8M-1296	1296.00	162	SLV-S8M-1296
S8M-1024	1024.00	128	SLV-S8M-1024	S8M-1304	1304.00	163	SLV-S8M-1304
S8M-1032	1032.00	129	SLV-S8M-1032	S8M-1312	1312.00	164	SLV-S8M-1312
S8M-1040	1040.00	130	SLV-S8M-1040	S8M-1320	1320.00	165	SLV-S8M-1320
S8M-1056	1056.00	132	SLV-S8M-1056	S8M-1328	1328.00	166	SLV-S8M-1328
S8M-1064	1064.00	133	SLV-S8M-1064	S8M-1344	1344.00	168	SLV-S8M-1344
S8M-1072	1072.00	134	SLV-S8M-1072	S8M-1352	1352.00	169	SLV-S8M-1352
S8M-1080	1080.00	135	SLV-S8M-1080	S8M-1360	1360.00	170	SLV-S8M-1360
S8M-1088	1088.00	136	SLV-S8M-1088	S8M-1384	1384.00	173	SLV-S8M-1384
S8M-1096	1096.00	137	SLV-S8M-1096	S8M-1392	1392.00	174	SLV-S8M-1392
S8M-1104	1104.00	138	SLV-S8M-1104	S8M-1400	1400.00	175	SLV-S8M-1400
S8M-1112	1112.00	139	SLV-S8M-1112	S8M-1408	1408.00	176	SLV-S8M-1408
S8M-1120	1120.00	140	SLV-S8M-1120	S8M-1424	1424.00	178	SLV-S8M-1424
S8M-1128	1128.00	141	SLV-S8M-1128	S8M-1440	1440.00	180	SLV-S8M-1440
S8M-1136	1136.00	142	SLV-S8M-1136	S8M-1456	1456.00	182	SLV-S8M-1456
S8M-1144	1144.00	143	SLV-S8M-1144	S8M-1480	1480.00	185	SLV-S8M-1480
S8M-1152	1152.00	144	SLV-S8M-1152	S8M-1488	1488.00	186	SLV-S8M-1488
S8M-1160	1160.00	145	SLV-S8M-1160	S8M-1512	1512.00	189	SLV-S8M-1512
S8M-1168	1168.00	146	SLV-S8M-1168	S8M-1520	1520.00	190	SLV-S8M-1520
S8M-1176	1176.00	147	SLV-S8M-1176	S8M-1552	1552.00	194	SLV-S8M-1552
S8M-1184	1184.00	148	SLV-S8M-1184	S8M-1576	1576.00	197	SLV-S8M-1576
S8M-1192	1192.00	149	SLV-S8M-1192	S8M-1600	1600.00	200	SLV-S8M-1600
S8M-1200	1200.00	150	SLV-S8M-1200	S8M-1608	1608.00	201	SLV-S8M-1608
S8M-1208	1208.00	151	SLV-S8M-1208	S8M-1616	1616.00	202	SLV-S8M-1616
S8M-1216	1216.00	152	SLV-S8M-1216	S8M-1624	1624.00	203	SLV-S8M-1624
S8M-1224	1224.00	153	SLV-S8M-1224	S8M-1632	1632.00	204	SLV-S8M-1632
S8M-1240	1240.00	155	SLV-S8M-1240	S8M-1640	1640.00	205	SLV-S8M-1640
S8M-1248	1248.00	156	SLV-S8M-1248	S8M-1648	1648.00	206	SLV-S8M-1648
S8M-1256	1256.00	157	SLV-S8M-1256	S8M-1664	1664.00	208	SLV-S8M-1664
S8M-1264	1264.00	158	SLV-S8M-1264	S8M-1680	1680.00	210	SLV-S8M-1680
S8M-1272	1272.00	159	SLV-S8M-1272	S8M-1696	1696.00	212	SLV-S8M-1696

S8M



Dura-Sure Torque



* Timing belt numbers are the width and base ex. **400-S14M-966**


* Length is O.C. in Millimeters

* Standard Widths Include:

40mm, 60mm, 80mm, 100mm, 120mm

S8M-1728	1728.00	216	SLV-S8M-1728	S14M-966	966.00	69	SLV-S14M-966
S8M-1760	1760.00	220	SLV-S8M-1760	S14M-1008	1008.00	72	SLV-S14M-1008
S8M-1776	1776.00	222	SLV-S8M-1776	S14M-1120	1120.00	80	SLV-S14M-1120
S8M-1784	1784.00	223	SLV-S8M-1784	S14M-1190	1190.00	85	SLV-S14M-1190
S8M-1792	1792.00	224	SLV-S8M-1792	S14M-1246	1246.00	89	SLV-S14M-1246
S8M-1800	1800.00	225	SLV-S8M-1800	S14M-1288	1288.00	92	SLV-S14M-1288
S8M-1808	1808.00	226	SLV-S8M-1808	S14M-1400	1400.00	100	SLV-S14M-1400
S8M-1816	1816.00	227	SLV-S8M-1816	S14M-1456	1456.00	104	SLV-S14M-1456
S8M-1824	1824.00	228	SLV-S8M-1824	S14M-1512	1512.00	108	SLV-S14M-1512
S8M-1832	1832.00	229	SLV-S8M-1832	S14M-1540	1540.00	110	SLV-S14M-1540
S8M-1840	1840.00	230	SLV-S8M-1840	S14M-1610	1610.00	115	SLV-S14M-1610
S8M-1880	1880.00	235	SLV-S8M-1880	S14M-1652	1652.00	118	SLV-S14M-1652
S8M-1896	1896.00	237	SLV-S8M-1896	S14M-1708	1708.00	122	SLV-S14M-1708
S8M-1904	1904.00	238	SLV-S8M-1904	S14M-1750	1750.00	125	SLV-S14M-1750
S8M-1912	1912.00	239	SLV-S8M-1912	S14M-1778	1778.00	127	SLV-S14M-1778
S8M-1936	1936.00	242	SLV-S8M-1936	S14M-1806	1806.00	129	SLV-S14M-1806
S8M-1952	1952.00	244	SLV-S8M-1952	S14M-1890	1890.00	135	SLV-S14M-1890
S8M-1960	1960.00	245	SLV-S8M-1960	S14M-1904	1904.00	136	SLV-S14M-1904
S8M-2000	2000.00	250	SLV-S8M-2000	S14M-1932	1932.00	138	SLV-S14M-1932
S8M-2024	2024.00	253	SLV-S8M-2024	S14M-1960	1960.00	140	SLV-S14M-1960
S8M-2032	2032.00	254	SLV-S8M-2032	S14M-2002	2002.00	143	SLV-S14M-2002
S8M-2040	2040.00	255	SLV-S8M-2040	S14M-2100	2100.00	150	SLV-S14M-2100
S8M-2048	2048.00	256	SLV-S8M-2048	S14M-2198	2198.00	157	SLV-S14M-2198
S8M-2064	2064.00	258	SLV-S8M-2064	S14M-2240	2240.00	160	SLV-S14M-2240
S8M-2080	2080.00	260	SLV-S8M-2080	S14M-2310	2310.00	165	SLV-S14M-2310
S8M-2104	2104.00	263	SLV-S8M-2104	S14M-2380	2380.00	170	SLV-S14M-2380
S8M-2120	2120.00	265	SLV-S8M-2120	S14M-2450	2450.00	175	SLV-S14M-2450
S8M-2160	2160.00	270	SLV-S8M-2160	S14M-2506	2506.00	179	SLV-S14M-2506
S8M-2200	2200.00	275	SLV-S8M-2200	S14M-2590	2590.00	185	SLV-S14M-2590
S8M-2240	2240.00	280	SLV-S8M-2240	S14M-2660	2660.00	190	SLV-S14M-2660
S8M-2248	2248.00	281	SLV-S8M-2248	S14M-2800	2800.00	200	SLV-S14M-2800
S8M-2272	2272.00	284	SLV-S8M-2272	S14M-2940	2940.00	210	SLV-S14M-2940

S14M



Dura-Sure Torque



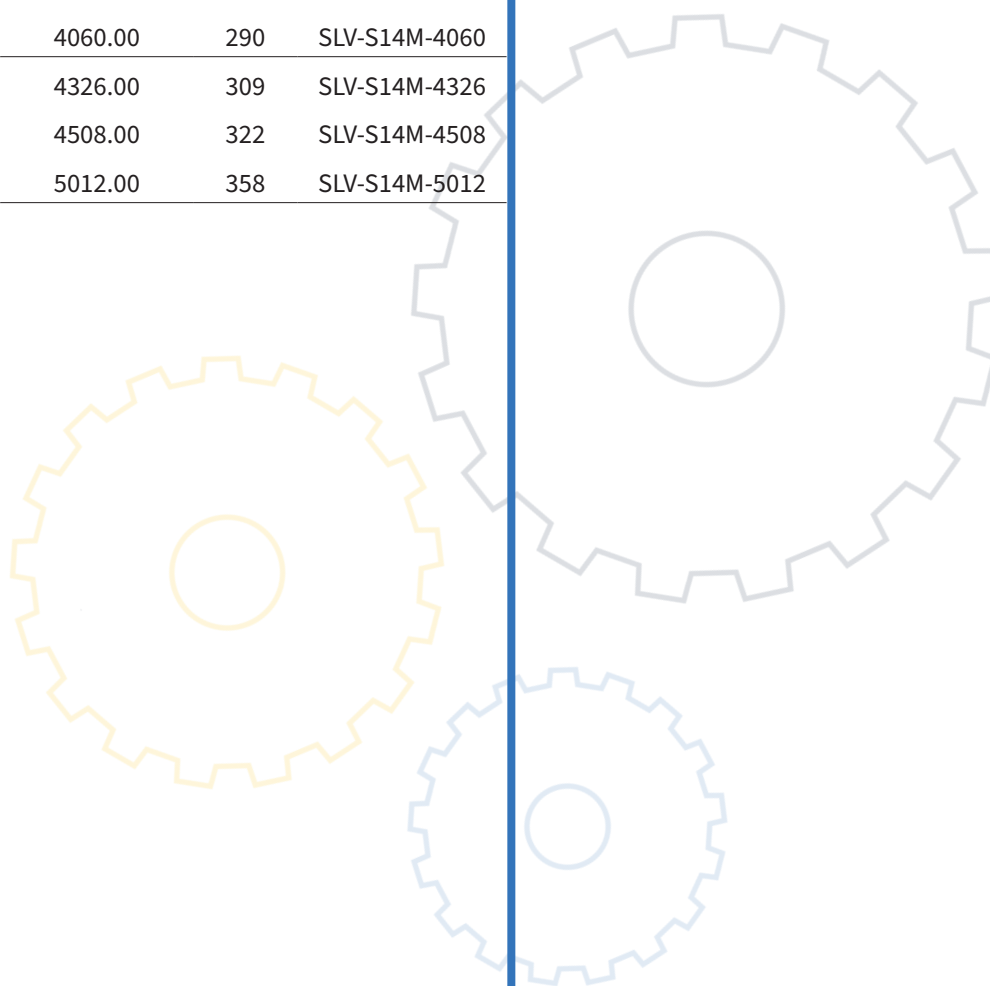
* Timing belt numbers are the width and base ex. **400-S14M-966**

* Length is O.C. in Millimeters

* Standard Widths Incude:

40mm, 60mm, 80mm, 100mm, 120mm

S14M-3150	3150.00	225	SLV-S14M-3150
S14M-3248	3248.00	232	SLV-S14M-3248
S14M-3500	3500.00	250	SLV-S14M-3500
S14M-3556	3556.00	254	SLV-S14M-3556
S14M-3850	3850.00	275	SLV-S14M-3850
S14M-4004	4004.00	286	SLV-S14M-4004
S14M-4060	4060.00	290	SLV-S14M-4060
S14M-4326	4326.00	309	SLV-S14M-4326
S14M-4508	4508.00	322	SLV-S14M-4508
S14M-5012	5012.00	358	SLV-S14M-5012



S14M





Dura-Precision Torque

D&D DURA-PRECISION TORQUE belts meet or exceed USA RMA published ratings levels. They are manufactured to perform at identical or higher levels than all major US Manufacturer's belts of the same type. They offer a dependable, economical and hassle-free alternative to chain drives.

DURA-PRECISION TORQUE synchronous belts feature an RPP tooth profile. They are manufactured with a heavy duty, woven, nylon based fabric tooth covering. The helically wound tensile cords are engineered, twisted and chemically set stranded fiberglass material. They are made with a high temperature chloroprene polymer throughout the belt, and are proven through thousands of hours of customer use to be durable and dependable. They are engineered for high-torque synchronous drives.

All DURA-PRECISION TORQUE timing belts are manufactured using the latest in synchronous belt technology.





Dura-Precision Torque



* Timing belt numbers are the base and width ex. **222-P3M-06**

* Length is O.C. in Millimeters

* Standard Widths Include:


3mm, 6mm, 9mm, 15mm

100-P2M	100.00	50	100-P2M-SLV	222-P3M	222.00	74	222-P3M-SLV
104-P2M	104.00	52	104-P2M-SLV	225-P3M	225.00	75	225-P3M-SLV
110-P2M	110.00	55	110-P2M-SLV	255-P3M	255.00	85	255-P3M-SLV
112-P2M	112.00	56	112-P2M-SLV	267-P3M	267.00	89	267-P3M-SLV
118-P2M	118.00	59	118-P2M-SLV	270-P3M	270.00	90	270-P3M-SLV
124-P2M	124.00	62	124-P2M-SLV	276-P3M	276.00	92	276-P3M-SLV
130-P2M	130.00	65	130-P2M-SLV	330-P3M	330.00	110	330-P3M-SLV
134-P2M	134.00	67	134-P2M-SLV	405-P3M	405.00	135	405-P3M-SLV
136-P2M	136.00	68	136-P2M-SLV	564-P3M	564.00	188	564-P3M-SLV
140-P2M	140.00	70	140-P2M-SLV	699-P3M	699.00	233	699-P3M-SLV
146-P2M	146.00	73	146-P2M-SLV				
148-P2M	148.00	74	148-P2M-SLV				
162-P2M	162.00	81	162-P2M-SLV				
170-P2M	170.00	85	170-P2M-SLV				
180-P2M	180.00	90	180-P2M-SLV				
184-P2M	184.00	92	184-P2M-SLV				
190-P2M	190.00	95	190-P2M-SLV				
214-P2M	214.00	107	214-P2M-SLV				
216-P2M	216.00	108	216-P2M-SLV				
234-P2M	234.00	117	234-P2M-SLV				
270-P2M	270.00	135	270-P2M-SLV				
368-P2M	368.00	184	368-P2M-SLV				
1182-P2M	1182.00	591	1182-P2M-SLV				

P2M P3M



Dura-Precision Torque



* Timing belt numbers are the base and width ex. **225-P5M-06**


* Length is O.C. in Millimeters

* Standard Widths Include:

9mm, 15mm, 25mm

225-P5M	225.00	45	225-P5M-SLV	740-P5M	740.00	148	740-P5M-SLV
245-P5M	245.00	49	245-P5M-SLV	745-P5M	745.00	149	745-P5M-SLV
250-P5M	250.00	50	250-P5M-SLV	750-P5M	750.00	150	750-P5M-SLV
265-P5M	265.00	53	265-P5M-SLV	770-P5M	770.00	154	770-P5M-SLV
300-P5M	300.00	60	300-P5M-SLV	800-P5M	800.00	160	800-P5M-SLV
310-P5M	310.00	62	310-P5M-SLV	850-P5M	850.00	170	850-P5M-SLV
325-P5M	325.00	65	325-P5M-SLV	880-P5M	880.00	176	880-P5M-SLV
385-P5M	385.00	77	385-P5M-SLV	920-P5M	920.00	184	920-P5M-SLV
400-P5M	400.00	80	400-P5M-SLV	950-P5M	950.00	190	950-P5M-SLV
420-P5M	420.00	84	420-P5M-SLV	980-P5M	980.00	196	980-P5M-SLV
425-P5M	425.00	85	425-P5M-SLV	1000-P5M	1000.00	200	1000-P5M-SLV
450-P5M	450.00	90	450-P5M-SLV	1145-P5M	1145.00	229	1145-P5M-SLV
460-P5M	460.00	92	460-P5M-SLV	1210-P5M	1210.00	242	1210-P5M-SLV
465-P5M	465.00	93	465-P5M-SLV	1225-P5M	1225.00	245	1225-P5M-SLV
475-P5M	475.00	95	475-P5M-SLV	1330-P5M	1330.00	266	1330-P5M-SLV
490-P5M	490.00	98	490-P5M-SLV	1340-P5M	1340.00	268	1340-P5M-SLV
500-P5M	500.00	100	500-P5M-SLV	1595-P5M	1595.00	319	1595-P5M-SLV
520-P5M	520.00	104	520-P5M-SLV	1615-P5M	1615.00	323	1615-P5M-SLV
535-P5M	535.00	107	535-P5M-SLV	1675-P5M	1675.00	335	1675-P5M-SLV
550-P5M	550.00	110	550-P5M-SLV	1690-P5M	1690.00	338	1690-P5M-SLV
575-P5M	575.00	115	575-P5M-SLV	1895-P5M	1895.00	379	1895-P5M-SLV
580-P5M	580.00	116	580-P5M-SLV	2000-P5M	2000.00	400	2000-P5M-SLV
615-P5M	615.00	123	615-P5M-SLV	2525-P5M	2525.00	505	2525-P5M-SLV
625-P5M	625.00	125	625-P5M-SLV				
635-P5M	635.00	127	635-P5M-SLV				
640-P5M	640.00	128	640-P5M-SLV				
645-P5M	645.00	129	645-P5M-SLV				
650-P5M	650.00	130	650-P5M-SLV				
670-P5M	670.00	134	670-P5M-SLV				
690-P5M	690.00	138	690-P5M-SLV				
700-P5M	700.00	140	700-P5M-SLV				
720-P5M	720.00	144	720-P5M-SLV				

P5M



Dura-Precision Torque



* Timing belt numbers are the base and width ex. **376-P8M-12**

* Length is O.C. in Millimeters

* Standard Widths Include:


12mm, 20mm, 22mm, 30mm, 35mm, 50mm, 60mm, 85mm

376-P8M	376.00	47	376-P8M-SLV	1216-P8M	1216.00	152	1216-P8M-SLV
440-P8M	440.00	55	440-P8M-SLV	1224-P8M	1224.00	153	1224-P8M-SLV
480-P8M	480.00	60	480-P8M-SLV	1248-P8M	1248.00	156	1248-P8M-SLV
560-P8M	560.00	70	560-P8M-SLV	1256-P8M	1256.00	157	1256-P8M-SLV
600-P8M	600.00	75	600-P8M-SLV	1264-P8M	1264.00	158	1264-P8M-SLV
632-P8M	632.00	79	632-P8M-SLV	1280-P8M	1280.00	160	1280-P8M-SLV
640-P8M	640.00	80	640-P8M-SLV	1344-P8M	1344.00	168	1344-P8M-SLV
680-P8M	680.00	85	680-P8M-SLV	1352-P8M	1352.00	169	1352-P8M-SLV
712-P8M	712.00	89	712-P8M-SLV	1360-P8M	1360.00	170	1360-P8M-SLV
720-P8M	720.00	90	720-P8M-SLV	1400-P8M	1400.00	175	1400-P8M-SLV
728-P8M	728.00	91	728-P8M-SLV	1440-P8M	1440.00	180	1440-P8M-SLV
760-P8M	760.00	95	760-P8M-SLV	1512-P8M	1512.00	189	1512-P8M-SLV
800-P8M	800.00	100	800-P8M-SLV	1600-P8M	1600.00	200	1600-P8M-SLV
840-P8M	840.00	105	840-P8M-SLV	1608-P8M	1608.00	201	1608-P8M-SLV
848-P8M	848.00	106	848-P8M-SLV	1640-P8M	1640.00	205	1640-P8M-SLV
856-P8M	856.00	107	856-P8M-SLV	1760-P8M	1760.00	220	1760-P8M-SLV
880-P8M	880.00	110	880-P8M-SLV	1800-P8M	1800.00	225	1800-P8M-SLV
896-P8M	896.00	112	896-P8M-SLV	1896-P8M	1896.00	237	1896-P8M-SLV
920-P8M	920.00	115	920-P8M-SLV	1904-P8M	1904.00	238	1904-P8M-SLV
960-P8M	960.00	120	960-P8M-SLV	2000-P8M	2000.00	250	2000-P8M-SLV
1000-P8M	1000.00	125	1000-P8M-SLV	2104-P8M	2104.00	263	2104-P8M-SLV
1016-P8M	1016.00	127	1016-P8M-SLV	2400-P8M	2400.00	300	2400-P8M-SLV
1032-P8M	1032.00	129	1032-P8M-SLV	2600-P8M	2600.00	325	2600-P8M-SLV
1040-P8M	1040.00	130	1040-P8M-SLV	2800-P8M	2800.00	350	2800-P8M-SLV
1056-P8M	1056.00	132	1056-P8M-SLV	3048-P8M	3048.00	381	3048-P8M-SLV
1080-P8M	1080.00	135	1080-P8M-SLV	3200-P8M	3200.00	400	3200-P8M-SLV
1120-P8M	1120.00	140	1120-P8M-SLV	3600-P8M	3600.00	450	3600-P8M-SLV
1128-P8M	1128.00	141	1128-P8M-SLV	4400-P8M	4400.00	550	4400-P8M-SLV
1160-P8M	1160.00	145	1160-P8M-SLV				
1168-P8M	1168.00	146	1168-P8M-SLV				
1192-P8M	1192.00	149	1192-P8M-SLV				
1200-P8M	1200.00	150	1200-P8M-SLV				

P8M



Dura-Precision Torque



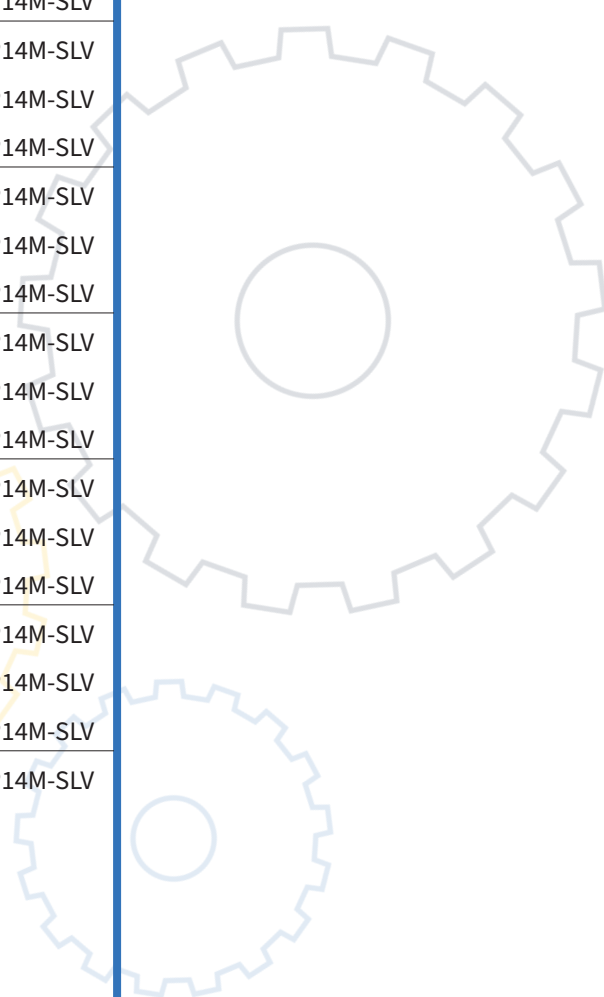
* Timing belt numbers are the base and width ex. **1064-P14M-20**

* Length is O.C. in Millimeters

* Standard Widths Include:

20mm, 40mm, 42mm, 55mm, 65mm, 85mm, 90mm, 115mm, 120mm,

1064-P14M	1064.00	76	1064-P14M-SLV
1092-P14M	1092.00	78	1092-P14M-SLV
1176-P14M	1176.00	84	1176-P14M-SLV
1260-P14M	1260.00	90	1260-P14M-SLV
1288-P14M	1288.00	92	1288-P14M-SLV
1400-P14M	1400.00	100	1400-P14M-SLV
1540-P14M	1540.00	110	1540-P14M-SLV
1610-P14M	1610.00	115	1610-P14M-SLV
1764-P14M	1764.00	126	1764-P14M-SLV
1778-P14M	1778.00	127	1778-P14M-SLV
1890-P14M	1890.00	135	1890-P14M-SLV
1946-P14M	1946.00	139	1946-P14M-SLV
2100-P14M	2100.00	150	2100-P14M-SLV
2310-P14M	2310.00	165	2310-P14M-SLV
2450-P14M	2450.00	175	2450-P14M-SLV
2800-P14M	2800.00	200	2800-P14M-SLV
2968-P14M	2968.00	212	2968-P14M-SLV
3150-P14M	3150.00	225	3150-P14M-SLV
3360-P14M	3360.00	240	3360-P14M-SLV
3500-P14M	3500.00	250	3500-P14M-SLV
3850-P14M	3850.00	275	3850-P14M-SLV
4326-P14M	4326.00	309	4326-P14M-SLV



P14M


Dura-Absolute Torque



D&D DURA-ABSOLUTE TORQUE belts meet or exceed USA RMA published ratings levels. They are manufactured to perform at identical or higher levels than all major US Manufacturer's belts of the same type. They offer a dependable, economical and hassle-free alternative to chain drives.


DURA-ABSOLUTE TORQUE synchronous belts feature a metric trapezoidal tooth profile. They are manufactured with a heavy duty, woven, nylon based fabric tooth covering. The helically wound tensile cords are engineered, twisted and chemically set stranded fiberglass material. They are made with a high temperature chloroprene polymer throughout the belt, and are proven through thousands of hours of customer use to be durable and dependable. They are commonly used for conveying applications.

All DURA-ABSOLUTE TORQUE timing belts are manufactured using the latest in synchronous belt technology.





Dura-Absolute Torque



* Timing belt numbers are the width and base ex. **4AT5/225R**

* Length is O.C. in Millimeters

* Standard Widths Include:

4mm, 6mm, 8mm, 10mm, 12mm, 16mm, 20mm, 25mm, 32mm, 50mm, 75mm

AT5/225R	225.00	45	SLV-AT5/225R	AT5/3700R	3700.00	740	SLV-AT5/3700R
AT5/255R	255.00	51	SLV-AT5/255R	AT5/4000R	4000.00	800	SLV-AT5/4000R
AT5/280R	280.00	56	SLV-AT5/280R	AT10/500R	500.00	50	SLV-AT10/500R
AT5/300R	300.00	60	SLV-AT5/300R	AT10/530R	530.00	53	SLV-AT10/530R
AT5/330R	330.00	66	SLV-AT5/330R	AT10/560R	560.00	56	SLV-AT10/560R
AT5/340R	340.00	68	SLV-AT5/340R	AT10/600R	600.00	60	SLV-AT10/600R
AT5/375R	375.00	75	SLV-AT5/375R	AT10/610R	610.00	61	SLV-AT10/610R
AT5/390R	390.00	78	SLV-AT5/390R	AT10/660R	660.00	66	SLV-AT10/660R
AT5/410R	410.00	82	SLV-AT5/410R	AT10/700R	700.00	70	SLV-AT10/700R
AT5/420R	420.00	84	SLV-AT5/420R	AT10/730R	730.00	73	SLV-AT10/730R
AT5/450R	450.00	90	SLV-AT5/450R	AT10/780R	780.00	78	SLV-AT10/780R
AT5/455R	455.00	91	SLV-AT5/455R	AT10/800R	800.00	80	SLV-AT10/800R
AT5/480R	480.00	96	SLV-AT5/480R	AT10/810R	810.00	81	SLV-AT10/810R
AT5/500R	500.00	100	SLV-AT5/500R	AT10/840R	840.00	84	SLV-AT10/840R
AT5/525R	525.00	105	SLV-AT5/525R	AT10/890R	890.00	89	SLV-AT10/890R
AT5/545R	545.00	109	SLV-AT5/545R	AT10/920R	920.00	92	SLV-AT10/920R
AT5/600R	600.00	120	SLV-AT5/600R	AT10/960R	960.00	96	SLV-AT10/960R
AT5/610R	610.00	122	SLV-AT5/610R	AT10/980R	980.00	98	SLV-AT10/980R
AT5/660R	660.00	132	SLV-AT5/660R	AT10/1000R	1000.00	100	SLV-AT10/1000R
AT5/710R	710.00	142	SLV-AT5/710R	AT10/1010R	1010.00	101	SLV-AT10/1010R
AT5/720R	720.00	144	SLV-AT5/720R	AT10/1050R	1050.00	105	SLV-AT10/1050R
AT5/750R	750.00	150	SLV-AT5/750R	AT10/1080R	1080.00	108	SLV-AT10/1080R
AT5/780R	780.00	156	SLV-AT5/780R	AT10/1100R	1100.00	110	SLV-AT10/1100R
AT5/825R	825.00	165	SLV-AT5/825R	AT10/1150R	1150.00	115	SLV-AT10/1150R
AT5/860R	860.00	172	SLV-AT5/860R	AT10/1200R	1200.00	120	SLV-AT10/1200R
AT5/975R	975.00	195	SLV-AT5/975R	AT10/1210R	1210.00	121	SLV-AT10/1210R
AT5/1050R	1050.00	210	SLV-AT5/1050R	AT10/1250R	1250.00	125	SLV-AT10/1250R
AT5/1125R	1125.00	225	SLV-AT5/1125R	AT10/1280R	1280.00	128	SLV-AT10/1280R
AT5/1500R	1500.00	300	SLV-AT5/1500R	AT10/1320R	1320.00	132	SLV-AT10/1320R
AT5/1520R	1520.00	304	SLV-AT5/1520R	AT10/1350R	1350.00	135	SLV-AT10/1350R
AT5/2200R	2200.00	440	SLV-AT5/2200R	AT10/1360R	1360.00	136	SLV-AT10/1360R
AT5/3000R	3000.00	600	SLV-AT5/3000R	AT10/1400R	1400.00	140	SLV-AT10/1400R

AT5 AT10 AT20


Dura-True Torque



D&D DURA-TRUE TORQUE belts meet or exceed USA RMA published ratings levels. They are manufactured to perform at identical or higher levels than all major US manufacturer's belts of the same type. They offer a dependable, economical and hassle-free alternative to chain drives.


DURA-TRUE TORQUE synchronous belts feature a metric trapezoidal tooth profile. They are manufactured with a heavy duty, woven, nylon based fabric tooth covering. The helically wound tensile cords are engineered, twisted and chemically set stranded fiberglass material. They are made with a high temperature chloroprene polymer throughout the belt, and are proven through thousands of hours of customer use to be durable and dependable. They are commonly used for conveying applications.

All DURA-TRUE TORQUE timing belts are manufactured using the latest in synchronous belt technology.





Dura-True Torque



* Timing belt numbers are the width and base ex. **4T2.5/102.5R**


* Length is O.C. in Millimeters

* Standard Widths Include:

4mm, 6mm, 10mm

T2.5/102.5R	102.50	41	SLV-T2.5/102.5R	T2.5/325R	325.00	130	SLV-T2.5/325R
T2.5/120R	120.00	48	SLV-T2.5/120R	T2.5/330R	330.00	132	SLV-T2.5/330R
T2.5/130R	130.00	52	SLV-T2.5/130R	T2.5/335R	335.00	134	SLV-T2.5/335R
T2.5/145R	145.00	58	SLV-T2.5/145R	T2.5/342R	342.00	137	SLV-T2.5/342R
T2.5/147.5R	147.50	59	SLV-T2.5/147.5R	T2.5/347.5R	347.00	139	SLV-T2.5/347.5R
T2.5/150R	150.00	60	SLV-T2.5/150R	T2.5/350R	350.00	140	SLV-T2.5/350R
T2.5/160R	160.00	64	SLV-T2.5/160R	T2.5/380R	380.00	152	SLV-T2.5/380R
T2.5/165R	165.00	66	SLV-T2.5/165R	T2.5/390R	390.00	156	SLV-T2.5/390R
T2.5/170R	170.00	68	SLV-T2.5/170R	T2.5/400R	400.00	160	SLV-T2.5/400R
T2.5/177R	177.00	71	SLV-T2.5/177R	T2.5/410R	410.00	164	SLV-T2.5/410R
T2.5/177.5R	177.00	71	SLV-T2.5/177.5R	T2.5/420R	420.00	168	SLV-T2.5/420R
T2.5/180R	180.00	72	SLV-T2.5/180R	T2.5/465R	465.00	186	SLV-T2.5/465R
T2.5/185R	185.00	74	SLV-T2.5/185R	T2.5/470R	470.00	188	SLV-T2.5/470R
T2.5/187.5R	187.50	75	SLV-T2.5/187.5R	T2.5/480R	480.00	192	SLV-T2.5/480R
T2.5/200R	200.00	80	SLV-T2.5/200R	T2.5/500R	500.00	200	SLV-T2.5/500R
T2.5/210R	210.00	84	SLV-T2.5/210R	T2.5/540R	540.00	216	SLV-T2.5/540R
T2.5/220R	220.00	88	SLV-T2.5/220R	T2.5/600R	600.00	240	SLV-T2.5/600R
T2.5/225R	225.00	90	SLV-T2.5/225R	T2.5/620R	620.00	248	SLV-T2.5/620R
T2.5/227.5R	227.50	91	SLV-T2.5/227.5R	T2.5/635R	635.00	254	SLV-T2.5/635R
T2.5/230R	230.00	92	SLV-T2.5/230R	T2.5/650R	650.00	260	SLV-T2.5/650R
T2.5/232.5R	232.00	93	SLV-T2.5/232.5R	T2.5/670R	670.00	268	SLV-T2.5/670R
T2.5/245R	245.00	98	SLV-T2.5/245R	T2.5/685R	685.00	274	SLV-T2.5/685R
T2.5/265R	265.00	106	SLV-T2.5/265R	T2.5/690R	690.00	276	SLV-T2.5/690R
T2.5/277R	277.00	111	SLV-T2.5/277R	T2.5/705R	705.00	282	SLV-T2.5/705R
T2.5/285R	285.00	114	SLV-T2.5/285R	T2.5/780R	780.00	312	SLV-T2.5/780R
T2.5/287.5R	287.00	115	SLV-T2.5/287.5R	T2.5/787.5R	787.50	315	SLV-T2.5/787.5R
T2.5/290R	290.00	116	SLV-T2.5/290R	T2.5/860R	860.00	344	SLV-T2.5/860R
T2.5/300R	300.00	120	SLV-T2.5/300R	T2.5/905R	905.00	362	SLV-T2.5/905R
T2.5/305R	305.00	122	SLV-T2.5/305R	T2.5/915R	915.00	366	SLV-T2.5/915R
T2.5/317R	317.00	127	SLV-T2.5/317R	T2.5/950R	950.00	380	SLV-T2.5/950R
T2.5/317.5R	317.00	127	SLV-T2.5/317.5R	T2.5/975R	975.00	390	SLV-T2.5/975R
T2.5/322.5R	322.50	129	SLV-T2.5/322.5R	T2.5/1070R	1070.00	428	SLV-T2.5/1070R

T2.5



Dura-True Torque



* Timing belt numbers are the width and base ex. **4T5/135R**

* Length is O.C. in Millimeters

* Standard Widths Include:


4mm, 6mm, 8mm, 10mm, 12mm, 16mm, 20mm, 25mm, 32mm,

T5/135R	135.00	27	SLV-T5/135R	T5/380R	380.00	76	SLV-T5/380R
T5/150R	150.00	30	SLV-T5/150R	T5/390R	390.00	78	SLV-T5/390R
T5/165R	165.00	33	SLV-T5/165R	T5/400R	400.00	80	SLV-T5/400R
T5/185R	185.00	37	SLV-T5/185R	T5/410R	410.00	82	SLV-T5/410R
T5/200R	200.00	40	SLV-T5/200R	T5/420R	420.00	84	SLV-T5/420R
T5/210R	210.00	42	SLV-T5/210R	T5/425R	425.00	85	SLV-T5/425R
T5/215R	215.00	43	SLV-T5/215R	T5/430R	430.00	86	SLV-T5/430R
T5/220R	220.00	44	SLV-T5/220R	T5/435R	435.00	87	SLV-T5/435R
T5/225R	225.00	45	SLV-T5/225R	T5/440R	440.00	88	SLV-T5/440R
T5/230R	230.00	46	SLV-T5/230R	T5/445R	445.00	89	SLV-T5/445R
T5/240R	240.00	48	SLV-T5/240R	T5/450R	450.00	90	SLV-T5/450R
T5/245R	245.00	49	SLV-T5/245R	T5/455R	455.00	91	SLV-T5/455R
T5/250R	250.00	50	SLV-T5/250R	T5/460R	460.00	92	SLV-T5/460R
T5/255R	255.00	51	SLV-T5/255R	T5/475R	475.00	95	SLV-T5/475R
T5/260R	260.00	52	SLV-T5/260R	T5/480R	480.00	96	SLV-T5/480R
T5/270R	270.00	54	SLV-T5/270R	T5/490R	490.00	98	SLV-T5/490R
T5/275R	275.00	55	SLV-T5/275R	T5/500R	500.00	100	SLV-T5/500R
T5/280R	280.00	56	SLV-T5/280R	T5/510R	510.00	102	SLV-T5/510R
T5/290R	290.00	58	SLV-T5/290R	T5/525R	525.00	105	SLV-T5/525R
T5/295R	295.00	59	SLV-T5/295R	T5/530R	530.00	106	SLV-T5/530R
T5/300R	300.00	60	SLV-T5/300R	T5/545R	545.00	109	SLV-T5/545R
T5/305R	305.00	61	SLV-T5/305R	T5/550R	550.00	110	SLV-T5/550R
T5/310R	310.00	62	SLV-T5/310R	T5/560R	560.00	112	SLV-T5/560R
T5/320R	320.00	64	SLV-T5/320R	T5/570R	570.00	114	SLV-T5/570R
T5/325R	325.00	65	SLV-T5/325R	T5/575R	575.00	115	SLV-T5/575R
T5/330R	330.00	66	SLV-T5/330R	T5/590R	590.00	118	SLV-T5/590R
T5/340R	340.00	68	SLV-T5/340R	T5/600R	600.00	120	SLV-T5/600R
T5/350R	350.00	70	SLV-T5/350R	T5/610R	610.00	122	SLV-T5/610R
T5/355R	355.00	71	SLV-T5/355R	T5/620R	620.00	124	SLV-T5/620R
T5/360R	360.00	72	SLV-T5/360R	T5/625R	625.00	125	SLV-T5/625R
T5/365R	365.00	73	SLV-T5/365R	T5/630R	630.00	126	SLV-T5/630R
T5/375R	375.00	75	SLV-T5/375R	T5/635R	635.00	127	SLV-T5/635R

T5



Dura-True Torque



* Timing belt numbers are the width and base ex. **4T10/160R**


* Length is O.C. in Millimeters

* Standard Widths Include:

10mm, 12mm, 14mm, 16mm, 20mm, 25mm, 32mm, 50mm, 75mm,

T5/640R	640.00	128	SLV-T5/640R	T10/160R	160.00	16	SLV-T10/160R
T5/650R	650.00	130	SLV-T5/650R	T10/260R	260.00	26	SLV-T10/260R
T5/660R	660.00	132	SLV-T5/660R	T10/320R	320.00	32	SLV-T10/320R
T5/675R	675.00	135	SLV-T5/675R	T10/340R	340.00	34	SLV-T10/340R
T5/690R	690.00	138	SLV-T5/690R	T10/350R	350.00	35	SLV-T10/350R
T5/700R	700.00	140	SLV-T5/700R	T10/370R	370.00	37	SLV-T10/370R
T5/720R	720.00	144	SLV-T5/720R	T10/400R	400.00	40	SLV-T10/400R
T5/725R	725.00	145	SLV-T5/725R	T10/410R	410.00	41	SLV-T10/410R
T5/740R	740.00	148	SLV-T5/740R	T10/440R	440.00	44	SLV-T10/440R
T5/750R	750.00	150	SLV-T5/750R	T10/450R	450.00	45	SLV-T10/450R
T5/780R	780.00	156	SLV-T5/780R	T10/460R	460.00	46	SLV-T10/460R
T5/800R	800.00	160	SLV-T5/800R	T10/480R	480.00	48	SLV-T10/480R
T5/815R	815.00	163	SLV-T5/815R	T10/490R	490.00	49	SLV-T10/490R
T5/830R	830.00	166	SLV-T5/830R	T10/500R	500.00	50	SLV-T10/500R
T5/840R	840.00	168	SLV-T5/840R	T10/510R	510.00	51	SLV-T10/510R
T5/850R	850.00	170	SLV-T5/850R	T10/530R	530.00	53	SLV-T10/530R
T5/860R	860.00	172	SLV-T5/860R	T10/550R	550.00	55	SLV-T10/550R
T5/900R	900.00	180	SLV-T5/900R	T10/560R	560.00	56	SLV-T10/560R
T5/910R	910.00	182	SLV-T5/910R	T10/570R	570.00	57	SLV-T10/570R
T5/920R	920.00	184	SLV-T5/920R	T10/600R	600.00	60	SLV-T10/600R
T5/940R	940.00	188	SLV-T5/940R	T10/610R	610.00	61	SLV-T10/610R
T5/980R	980.00	196	SLV-T5/980R	T10/630R	630.00	63	SLV-T10/630R
T5/990R	990.00	198	SLV-T5/990R	T10/640R	640.00	64	SLV-T10/640R
T5/1000R	1000.00	200	SLV-T5/1000R	T10/650R	650.00	65	SLV-T10/650R
T5/1020R	1020.00	204	SLV-T5/1020R	T10/660R	660.00	66	SLV-T10/660R
T5/1030R	1030.00	206	SLV-T5/1030R	T10/690R	690.00	69	SLV-T10/690R
T5/1035R	1035.00	207	SLV-T5/1035R	T10/700R	700.00	70	SLV-T10/700R
T5/1050R	1050.00	210	SLV-T5/1050R	T10/720R	720.00	72	SLV-T10/720R
T5/1075R	1075.00	215	SLV-T5/1075R	T10/750R	750.00	75	SLV-T10/750R
T5/1090R	1090.00	218	SLV-T5/1090R	T10/780R	780.00	78	SLV-T10/780R
T5/1100R	1100.00	220	SLV-T5/1100R	T10/800R	800.00	80	SLV-T10/800R
T5/1115R	1115.00	223	SLV-T5/1115R	T10/810R	810.00	81	SLV-T10/810R

T10



Dura-True Torque



* Timing belt numbers are the width and base ex. **4T10/160R**

* Length is O.C. in Millimeters

* Standard Widths Include:

10mm, 12mm, 14mm, 16mm, 20mm, 25mm, 32mm, 50mm, 75mm,

T10/840R	840.00	84	SLV-T10/840R	T10/1400R	1400.00	140	SLV-T10/1400R
T10/850R	850.00	85	SLV-T10/850R	T10/1420R	1420.00	142	SLV-T10/1420R
T10/880R	880.00	88	SLV-T10/880R	T10/1440R	1440.00	144	SLV-T10/1440R
T10/890R	890.00	89	SLV-T10/890R	T10/1450R	1450.00	145	SLV-T10/1450R
T10/900R	900.00	90	SLV-T10/900R	T10/1460R	1460.00	146	SLV-T10/1460R
T10/910R	910.00	91	SLV-T10/910R	T10/1500R	1500.00	150	SLV-T10/1500R
T10/920R	920.00	92	SLV-T10/920R	T10/1520R	1520.00	152	SLV-T10/1520R
T10/950R	950.00	95	SLV-T10/950R	T10/1560R	1560.00	156	SLV-T10/1560R
T10/960R	960.00	96	SLV-T10/960R	T10/1580R	1580.00	158	SLV-T10/1580R
T10/970R	970.00	97	SLV-T10/970R	T10/1600R	1600.00	160	SLV-T10/1600R
T10/980R	980.00	98	SLV-T10/980R	T10/1610R	1610.00	161	SLV-T10/1610R
T10/1000R	1000.00	100	SLV-T10/1000R	T10/1640R	1640.00	164	SLV-T10/1640R
T10/1010R	1010.00	101	SLV-T10/1010R	T10/1700R	1700.00	170	SLV-T10/1700R
T10/1025R	1025.00	103	SLV-T10/1025R	T10/1750R	1750.00	175	SLV-T10/1750R
T10/1040R	1040.00	104	SLV-T10/1040R	T10/1780R	1780.00	178	SLV-T10/1780R
T10/1050R	1050.00	105	SLV-T10/1050R	T10/1800R	1800.00	180	SLV-T10/1800R
T10/1080R	1080.00	108	SLV-T10/1080R	T10/1820R	1820.00	182	SLV-T10/1820R
T10/1100R	1100.00	110	SLV-T10/1100R	T10/1860R	1860.00	186	SLV-T10/1860R
T10/1110R	1110.00	111	SLV-T10/1110R	T10/1880R	1880.00	188	SLV-T10/1880R
T10/1140R	1140.00	114	SLV-T10/1140R	T10/1940R	1940.00	194	SLV-T10/1940R
T10/1150R	1150.00	115	SLV-T10/1150R	T10/1960R	1960.00	196	SLV-T10/1960R
T10/1200R	1200.00	120	SLV-T10/1200R	T10/1980R	1980.00	198	SLV-T10/1980R
T10/1210R	1210.00	121	SLV-T10/1210R	T10/2020R	2020.00	202	SLV-T10/2020R
T10/1240R	1240.00	124	SLV-T10/1240R	T10/2080R	2080.00	208	SLV-T10/2080R
T10/1250R	1250.00	125	SLV-T10/1250R	T10/2100R	2100.00	210	SLV-T10/2100R
T10/1280R	1280.00	128	SLV-T10/1280R	T10/2120R	2120.00	212	SLV-T10/2120R
T10/1300R	1300.00	130	SLV-T10/1300R	T10/2160R	2160.00	216	SLV-T10/2160R
T10/1310R	1310.00	131	SLV-T10/1310R	T10/2180R	2180.00	218	SLV-T10/2180R
T10/1320R	1320.00	132	SLV-T10/1320R	T10/2220R	2220.00	222	SLV-T10/2220R
T10/1340R	1340.00	134	SLV-T10/1340R	T10/2250R	2250.00	225	SLV-T10/2250R
T10/1350R	1350.00	135	SLV-T10/1350R	T10/2350R	2350.00	235	SLV-T10/2350R
T10/1390R	1390.00	139	SLV-T10/1390R	T10/2400R	2400.00	240	SLV-T10/2400R

T10 T20





Dura-Torque GT

D&D DURA-TORQUE GT belts meet or exceed USA RMA published ratings levels. They are manufactured to perform at identical or higher levels than all major US Manufacturer's belts of the same type. They offer a dependable, economical and hassle-free alternative to chain drives.

DURA-TORQUE GT synchronous belts feature a GT tooth profile. They are manufactured with a heavy duty, woven, nylon based fabric tooth covering. The helically wound tensile cords are engineered, twisted and chemically set stranded fiberglass material. They are made with a high temperature chloroprene polymer throughout the belt, and are proven through thousands of hours of customer use to be durable and dependable.

All DURA-TORQUE GT timing belts are manufactured using the latest in synchronous belt technology.





Dura-Torque GT



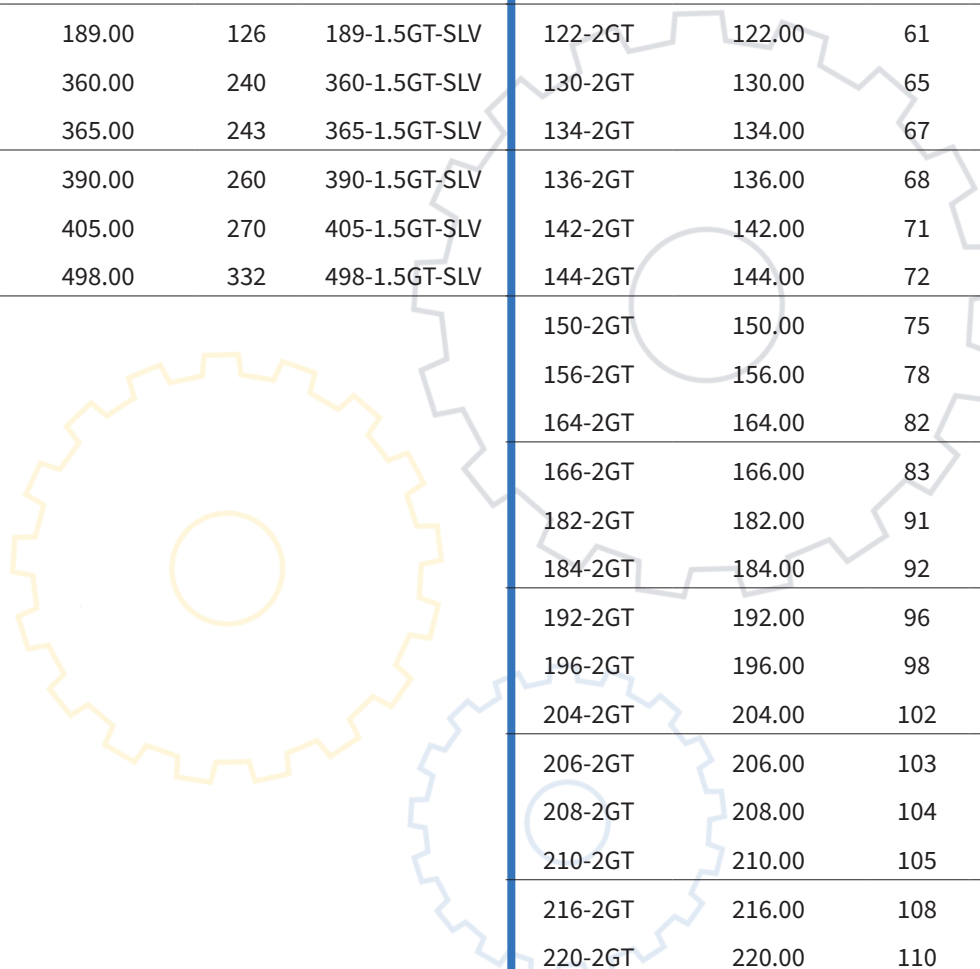
* Timing belt numbers are the base and width ex. **76-2GT-03**

* Length is O.C. in Millimeters

* Standard Widths Include:

3mm, 6mm, 9mm

51-1.5GT	51.00	34	51-1.5GT-SLV	76-2GT	76.00	38	76-2GT-SLV
66-1.5GT	66.00	44	66-1.5GT-SLV	96-2GT	96.00	48	96-2GT-SLV
73.5-1.5GT	73.00	49	73.5-1.5GT-SLV	100-2GT	100.00	50	100-2GT-SLV
97.5-1.5GT	97.00	65	97.5-1.5GT-SLV	108-2GT	108.00	54	108-2GT-SLV
100.5-1.5GT	100.00	67	100.5-1.5GT-SLV	110-2GT	110.00	55	110-2GT-SLV
141-1.5GT	141.00	94	141-1.5GT-SLV	120-2GT	120.00	60	120-2GT-SLV
189-1.5GT	189.00	126	189-1.5GT-SLV	122-2GT	122.00	61	122-2GT-SLV
360-1.5GT	360.00	240	360-1.5GT-SLV	130-2GT	130.00	65	130-2GT-SLV
365-1.5GT	365.00	243	365-1.5GT-SLV	134-2GT	134.00	67	134-2GT-SLV
390-1.5GT	390.00	260	390-1.5GT-SLV	136-2GT	136.00	68	136-2GT-SLV
405-1.5GT	405.00	270	405-1.5GT-SLV	142-2GT	142.00	71	142-2GT-SLV
498-1.5GT	498.00	332	498-1.5GT-SLV	144-2GT	144.00	72	144-2GT-SLV
				150-2GT	150.00	75	150-2GT-SLV
				156-2GT	156.00	78	156-2GT-SLV
				164-2GT	164.00	82	164-2GT-SLV
				166-2GT	166.00	83	166-2GT-SLV
				182-2GT	182.00	91	182-2GT-SLV
				184-2GT	184.00	92	184-2GT-SLV
				192-2GT	192.00	96	192-2GT-SLV
				196-2GT	196.00	98	196-2GT-SLV
				204-2GT	204.00	102	204-2GT-SLV
				206-2GT	206.00	103	206-2GT-SLV
				208-2GT	208.00	104	208-2GT-SLV
				210-2GT	210.00	105	210-2GT-SLV
				216-2GT	216.00	108	216-2GT-SLV
				220-2GT	220.00	110	220-2GT-SLV
				224-2GT	224.00	112	224-2GT-SLV
				228-2GT	228.00	114	228-2GT-SLV
				234-2GT	234.00	117	234-2GT-SLV
				276-2GT	276.00	138	276-2GT-SLV
				278-2GT	278.00	139	278-2GT-SLV
				280-2GT	280.00	140	280-2GT-SLV



1.5GT
2GT



Dura-Torque GT



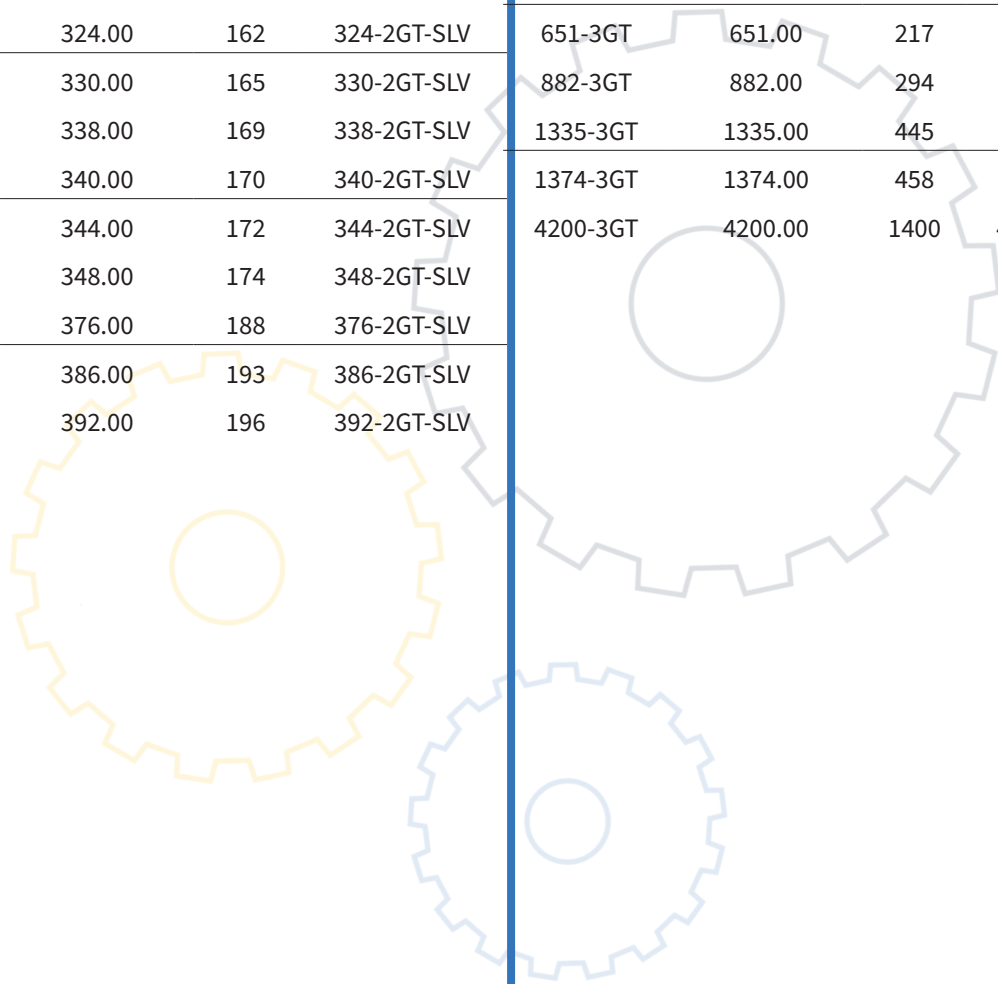
* Timing belt numbers are the base and width ex. **270-5GT-09**

* Length is O.C. in Millimeters


* Standard Widths Include:

9mm, 12mm, 15mm

284-2GT	284.00	142	284-2GT-SLV	174-3GT	174.00	58	174-3GT-SLV
288-2GT	288.00	144	288-2GT-SLV	225-3GT	225.00	75	225-3GT-SLV
294-2GT	294.00	147	294-2GT-SLV	231-3GT	231.00	77	231-3GT-SLV
300-2GT	300.00	150	300-2GT-SLV	384-3GT	384.00	128	384-3GT-SLV
310-2GT	310.00	155	310-2GT-SLV	495-3GT	495.00	165	495-3GT-SLV
320-2GT	320.00	160	320-2GT-SLV	633-3GT	633.00	211	633-3GT-SLV
324-2GT	324.00	162	324-2GT-SLV	651-3GT	651.00	217	651-3GT-SLV
330-2GT	330.00	165	330-2GT-SLV	882-3GT	882.00	294	882-3GT-SLV
338-2GT	338.00	169	338-2GT-SLV	1335-3GT	1335.00	445	1335-3GT-SLV
340-2GT	340.00	170	340-2GT-SLV	1374-3GT	1374.00	458	1374-3GT-SLV
344-2GT	344.00	172	344-2GT-SLV	4200-3GT	4200.00	1400	4200-3GT-SLV
348-2GT	348.00	174	348-2GT-SLV				
376-2GT	376.00	188	376-2GT-SLV				
386-2GT	386.00	193	386-2GT-SLV				
392-2GT	392.00	196	392-2GT-SLV				



2GT 3GT



Dura-Torque GT



* Timing belt numbers are the base and width ex. **270-5GT-09**

* Length is O.C. in Millimeters

* Standard Widths Incude:

9mm, 12mm, 15mm

270-5GT	270.00	54	270-5GT-SLV	920-5GT	920.00	184	920-5GT-SLV
275-5GT	275.00	55	275-5GT-SLV	935-5GT	935.00	187	935-5GT-SLV
350-5GT	350.00	70	350-5GT-SLV	950-5GT	950.00	190	950-5GT-SLV
355-5GT	355.00	71	355-5GT-SLV	960-5GT	960.00	192	960-5GT-SLV
360-5GT	360.00	72	360-5GT-SLV	1000-5GT	1000.00	200	1000-5GT-SLV
370-5GT	370.00	74	370-5GT-SLV	1050-5GT	1050.00	210	1050-5GT-SLV
390-5GT	390.00	78	390-5GT-SLV	1145-5GT	1145.00	229	1145-5GT-SLV
400-5GT	400.00	80	400-5GT-SLV	1400-5GT	1400.00	280	1400-5GT-SLV
410-5GT	410.00	82	410-5GT-SLV	1530-5GT	1530.00	306	1530-5GT-SLV
415-5GT	415.00	83	415-5GT-SLV	1550-5GT	1550.00	310	1550-5GT-SLV
420-5GT	420.00	84	420-5GT-SLV	1585-5GT	1585.00	317	1585-5GT-SLV
460-5GT	460.00	92	460-5GT-SLV	1715-5GT	1715.00	343	1715-5GT-SLV
500-5GT	500.00	100	500-5GT-SLV	2350-5GT	2350.00	470	2350-5GT-SLV
545-5GT	545.00	109	545-5GT-SLV	3350-5GT	3350.00	670	3350-5GT-SLV
550-5GT	550.00	110	550-5GT-SLV				
570-5GT	570.00	114	570-5GT-SLV				
580-5GT	580.00	116	580-5GT-SLV				
600-5GT	600.00	120	600-5GT-SLV				
625-5GT	625.00	125	625-5GT-SLV				
675-5GT	675.00	135	675-5GT-SLV				
695-5GT	695.00	139	695-5GT-SLV				
700-5GT	700.00	140	700-5GT-SLV				
710-5GT	710.00	142	710-5GT-SLV				
750-5GT	750.00	150	750-5GT-SLV				
770-5GT	770.00	154	770-5GT-SLV				
800-5GT	800.00	160	800-5GT-SLV				
810-5GT	810.00	162	810-5GT-SLV				
830-5GT	830.00	166	830-5GT-SLV				
850-5GT	850.00	170	850-5GT-SLV				
860-5GT	860.00	172	860-5GT-SLV				
870-5GT	870.00	174	870-5GT-SLV				
880-5GT	880.00	176	880-5GT-SLV				

5GT





Dura-Yield Free Torque

D&D DURA-YIELD FREE TORQUE belts meet or exceed USA RMA published ratings levels. They are manufactured to perform at identical or higher levels than all major US manufacturer's belts of the same type. They offer a dependable, economical and hassle-free alternative to chain drives.

DURA-YIELD FREE TORQUE synchronous belts feature an STS super torque tooth profile. They are manufactured with a heavy duty, woven, nylon based fabric tooth covering. The helically wound tensile cords are engineered, twisted and chemically set stranded fiberglass material. They are made with a high temperature chloroprene polymer throughout the belt, and are proven through thousands of hours of customer use to be durable and dependable. They are engineered for high-capacity performance.

All DURA-YIELD FREE TORQUE timing belts are manufactured using the latest in synchronous belt technology.





Dura-Yield Free Torque



* Timing belt numbers are the base and width ex. **472-8YU-15**

* Length is O.C. in Millimeters

* Standard Widths Include:

15mm, 20mm, 25mm, 30mm, 50mm

472-8YU	472.00	59	472-8YU-SLV	1144-8YU	1144.00	143	1144-8YU-SLV
488-8YU	488.00	61	488-8YU-SLV	1160-8YU	1160.00	145	1160-8YU-SLV
640-8YU	640.00	80	640-8YU-SLV	1168-8YU	1168.00	146	1168-8YU-SLV
710-8YU	710.00	89	710-8YU-SLV	1176-8YU	1176.00	147	1176-8YU-SLV
720-8YU	720.00	90	720-8YU-SLV	1192-8YU	1192.00	149	1192-8YU-SLV
760-8YU	760.00	95	760-8YU-SLV	1200-8YU	1200.00	150	1200-8YU-SLV
776-8YU	776.00	97	776-8YU-SLV	1208-8YU	1208.00	151	1208-8YU-SLV
800-8YU	800.00	100	800-8YU-SLV	1240-8YU	1240.00	155	1240-8YU-SLV
824-8YU	824.00	103	824-8YU-SLV	1264-8YU	1264.00	158	1264-8YU-SLV
832-8YU	832.00	104	832-8YU-SLV	1312-8YU	1312.00	164	1312-8YU-SLV
840-8YU	840.00	105	840-8YU-SLV	1344-8YU	1344.00	168	1344-8YU-SLV
848-8YU	848.00	106	848-8YU-SLV	1364-8YU	1364.00	171	1364-8YU-SLV
856-8YU	856.00	107	856-8YU-SLV	1400-8YU	1400.00	175	1400-8YU-SLV
864-8YU	864.00	108	864-8YU-SLV	1424-8YU	1424.00	178	1424-8YU-SLV
880-8YU	880.00	110	880-8YU-SLV	1952-8YU	1952.00	244	1952-8YU-SLV
888-8YU	888.00	111	888-8YU-SLV	2000-8YU	2000.00	250	2000-8YU-SLV
896-8YU	896.00	112	896-8YU-SLV	2056-8YU	2056.00	257	2056-8YU-SLV
912-8YU	912.00	114	912-8YU-SLV	2456-8YU	2456.00	307	2456-8YU-SLV
920-8YU	920.00	115	920-8YU-SLV				
928-8YU	928.00	116	928-8YU-SLV				
936-8YU	936.00	117	936-8YU-SLV				
944-8YU	944.00	118	944-8YU-SLV				
960-8YU	960.00	120	960-8YU-SLV				
992-8YU	992.00	124	992-8YU-SLV				
1000-8YU	1000.00	125	1000-8YU-SLV				
1016-8YU	1016.00	127	1016-8YU-SLV				
1032-8YU	1032.00	129	1032-8YU-SLV				
1040-8YU	1040.00	130	1040-8YU-SLV				
1056-8YU	1056.00	132	1056-8YU-SLV				
1096-8YU	1096.00	137	1096-8YU-SLV				
1120-8YU	1120.00	140	1120-8YU-SLV				
1136-8YU	1136.00	142	1136-8YU-SLV				

8YU





Dura-Sync Torque Ultimate

D&D DURA-SYNC TORQUE ULTIMATE belts meet or exceed USA RMA published ratings levels. They are manufactured to perform at identical or higher levels than all major US manufacturer's belts of the same type. They offer a dependable, economical and hassle-free alternative to chain drives.

DURA-SYNC TORQUE ULTIMATE synchronous belts feature an HTD tooth profile. They are manufactured with a heavy duty, woven, nylon based fabric tooth covering. The helically wound tensile cords are engineered, twisted and chemically set stranded Kevlar material. These special Kevlar cords are designed to offer the highest breaking strength possible. The belts are made with a high temperature chloroprene polymer throughout the belt, and are proven through thousands of hours of customer use to be durable and dependable.

All DURA-SYNC TORQUE ULTIMATE timing belts are manufactured using the latest in synchronous belt technology.





Dura-Sync Torque Ultimate



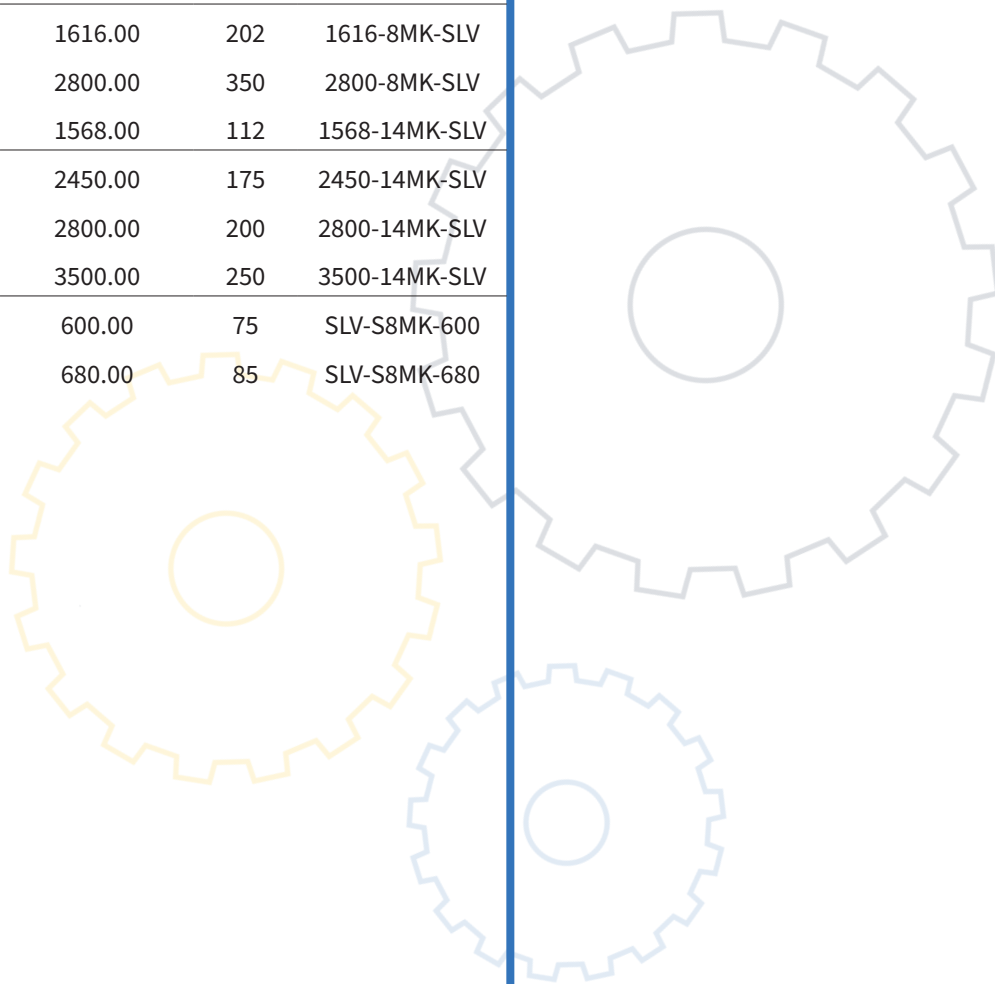
* Timing belt numbers are the base and width ex. **840-5MK-09**

* Length is O.C. in Millimeters

* Standard Widths Include:

6mm, 9mm, 15mm, 20mm, 30mm, 50mm, 85mm

426-3MK	426.00	142	426-3MK-SLV
447-3MK	447.00	149	447-3MK-SLV
800-5MK	800.00	160	800-5MK-SLV
840-5MK	840.00	168	840-5MK-SLV
1300-5MK	1300.00	260	1300-5MK-SLV
1040-8MK	1040.00	130	1040-8MK-SLV
1616-8MK	1616.00	202	1616-8MK-SLV
2800-8MK	2800.00	350	2800-8MK-SLV
1568-14MK	1568.00	112	1568-14MK-SLV
2450-14MK	2450.00	175	2450-14MK-SLV
2800-14MK	2800.00	200	2800-14MK-SLV
3500-14MK	3500.00	250	3500-14MK-SLV
S8MK-600	600.00	75	SLV-S8MK-600
S8MK-680	680.00	85	SLV-S8MK-680





Urethane Steel


D&D PowerDrive's urethane steel timing belts include DURA-SYNC TORQUE URETHANE STEEL, DURA-TRUE TORQUE URETHANE STEEL, and DURA-ABSOLUTE TORQUE URETHANE STEEL.

These belt lines meet or exceed USA RMA published ratings levels. They are manufactured to perform at identical or higher levels than all major US manufacturer's belts of the same type. They are manufactured with a urethane body and continuous helically wound steel cable cords. These belts are ideal for situations where high stress and load demands exceed the performance capabilities of spliced belts.

D&D urethane steel timing belts are suitable for all power transmission, high speed, and severe conveying applications. They are proven through thousands of hours of customer use to be durable and dependable.

All D&D PowerDrive urethane synchronous belts are manufactured using the latest in synchronous belt technology.





Urethane Steel



* Urethane steel numbers are separated by a US at the end

* Length is O.C. in Millimeters

* Standard Widths Include:

12mm, 16mm, 20mm, 25mm, 32mm, 50mm, 75mm, 100mm

1400-8MUS	1400.00.00	175	1400-8MUS-SLV	AT5/225US	225.00	45	SLV-AT5/225US
1440-8MUS	1440.00	180	1440-8MUS-SLV	AT5/255US	255.00	51	SLV-AT5/255US
				AT5/280US	280.00	56	SLV-AT5/280US
				AT5/300US	300.00	60	SLV-AT5/300US
				AT5/330US	330.00	66	SLV-AT5/330US
				AT5/340US	340.00	68	SLV-AT5/340US
				AT5/375US	375.00	75	SLV-AT5/375US
				AT5/390US	390.00	78	SLV-AT5/390US
				AT5/410US	410.00	82	SLV-AT5/410US
				AT5/420US	420.00	84	SLV-AT5/420US
				AT5/450US	450.00	90	SLV-AT5/450US
				AT5/455US	455.00	91	SLV-AT5/455US
				AT5/480US	480.00	96	SLV-AT5/480US
				AT5/500US	500.00	100	SLV-AT5/500US
				AT5/525US	525.00	105	SLV-AT5/525US
				AT5/545US	545.00	109	SLV-AT5/545US
				AT5/600US	600.00	120	SLV-AT5/600US
				AT5/610US	610.00	122	SLV-AT5/610US
				AT5/660US	660.00	132	SLV-AT5/660US
				AT5/710US	710.00	142	SLV-AT5/710US
				AT5/720US	720.00	144	SLV-AT5/720US
				AT5/750US	750.00	150	SLV-AT5/750US
				AT5/780US	780.00	156	SLV-AT5/780US
				AT5/825US	825.00	165	SLV-AT5/825US
				AT5/860US	860.00	172	SLV-AT5/860US
				AT5/975US	975.00	195	SLV-AT5/975US
				AT5/1050US	1050.00	210	SLV-AT5/1050US
				AT5/1125US	1125.00	225	SLV-AT5/1125US
				AT5/1500US	1500.00	300	SLV-AT5/1500US
				AT5/1520US	1520.00	304	SLV-AT5/1520US
				AT5/2200US	2200.00	440	SLV-AT5/2200US
				AT5/3000US	3000.00	600	SLV-AT5/3000US

8MUS ATUS



Urethane Steel



* Urethane steel numbers are separated by a US at the end

* Length is O.C. in Millimeters

* Standard Widths Include:

12mm, 16mm, 20mm, 25mm, 32mm, 50mm, 75mm, 100mm

AT10/500US	500.00	50	SLV-AT10/500US	AT10/1480US	1480.00	148	SLV-AT10/1480US
AT10/530US	530.00	53	SLV-AT10/530US	AT10/1500US	1500.00	150	SLV-AT10/1500US
AT10/560US	560.00	56	SLV-AT10/560US	AT10/1600US	1600.00	160	SLV-AT10/1600US
AT10/600US	600.00	60	SLV-AT10/600US	AT10/1700US	1700.00	170	SLV-AT10/1700US
AT10/610US	610.00	61	SLV-AT10/610US	AT10/1800US	1800.00	180	SLV-AT10/1800US
AT10/660US	660.00	66	SLV-AT10/660US	AT10/1860US	1860.00	186	SLV-AT10/1860US
AT10/700US	700.00	70	SLV-AT10/700US	AT10/1940US	1940.00	194	SLV-AT10/1940US
AT10/730US	730.00	73	SLV-AT10/730US	AT10/2130US	2130.00	213	SLV-AT10/2130US
AT10/780US	780.00	78	SLV-AT10/780US	AT10/3150US	3150.00	315	SLV-AT10/3150US
AT10/800US	800.00	80	SLV-AT10/800US	AT10/3470US	3470.00	347	SLV-AT10/3470US
AT10/810US	810.00	81	SLV-AT10/810US	AT10/3550US	3550.00	355	SLV-AT10/3550US
AT10/840US	840.00	84	SLV-AT10/840US	AT10/3950US	3950.00	395	SLV-AT10/3950US
AT10/890US	890.00	89	SLV-AT10/890US	AT10/4190US	4190.00	419	SLV-AT10/4190US
AT10/920US	920.00	92	SLV-AT10/920US	AT10/7040US	7040.00	704	SLV-AT10/7040US
AT10/960US	960.00	96	SLV-AT10/960US	AT10/9240US	9240.00	924	SLV-AT10/9240US
AT10/980US	980.00	98	SLV-AT10/980US				
AT10/1000US	1000.00	100	SLV-AT10/1000US	AT20/1200US	1200.00	60	SLV-AT20/1200US
AT10/1010US	1010.00	101	SLV-AT10/1010US	AT20/1500US	1500.00	75	SLV-AT20/1500US
AT10/1050US	1050.00	105	SLV-AT10/1050US				
AT10/1080US	1080.00	108	SLV-AT10/1080US				
AT10/1100US	1100.00	110	SLV-AT10/1100US				
AT10/1150US	1150.00	115	SLV-AT10/1150US				
AT10/1200US	1200.00	120	SLV-AT10/1200US				
AT10/1210US	1210.00	121	SLV-AT10/1210US				
AT10/1250US	1250.00	125	SLV-AT10/1250US				
AT10/1280US	1280.00	128	SLV-AT10/1280US				
AT10/1320US	1320.00	132	SLV-AT10/1320US				
AT10/1350US	1350.00	135	SLV-AT10/1350US				
AT10/1360US	1360.00	136	SLV-AT10/1360US				
AT10/1400US	1400.00	140	SLV-AT10/1400US				
AT10/1420US	1420.00	142	SLV-AT10/1420US				
AT10/1440US	1440.00	144	SLV-AT10/1440US				

ATUS



Urethane Steel



* Urethane steel numbers are seperated by a US at the end

* Length is O.C. in Millimeters

* Standard Widths Incude:

12mm, 16mm, 20mm, 25mm, 32mm, 50mm, 75mm, 100mm

T2.5/120US	120.00	48	SLV-T2.5/120US	T2.5/420US	420.00	168	SLV-T2.5/420US
T2.5/130US	130.00	52	SLV-T2.5/130US	T2.5/465US	465.00	186	SLV-T2.5/465US
T2.5/145US	145.00	58	SLV-T2.5/145US	T2.5/480US	480.00	192	SLV-T2.5/480US
T2.5/160US	160.00	64	SLV-T2.5/160US	T2.5/500US	500.00	200	SLV-T2.5/500US
T2.5/165US	165.00	66	SLV-T2.5/165US	T2.5/540US	540.00	216	SLV-T2.5/540US
T2.5/177US	177.00	71	SLV-T2.5/177US	T2.5/600US	600.00	240	SLV-T2.5/600US
T2.5/177.5US	177.50	71	SLV-T2.5/177.5US	T2.5/620US	620.00	248	SLV-T2.5/620US
T2.5/180US	180.00	72	SLV-T2.5/180US	T2.5/650US	650.00	260	SLV-T2.5/650US
T2.5/185US	185.00	74	SLV-T2.5/185US	T2.5/670US	670.00	268	SLV-T2.5/670US
T2.5/187.5US	187.50	75	SLV-T2.5/187.5US	T2.5/685US	685.00	274	SLV-T2.5/685US
T2.5/200US	200.00	80	SLV-T2.5/200US	T2.5/780US	780.00	312	SLV-T2.5/780US
T2.5/210US	210.00	84	SLV-T2.5/210US	T2.5/860US	860.00	344	SLV-T2.5/860US
T2.5/220US	220.00	88	SLV-T2.5/220US	T2.5/915US	915.00	366	SLV-T2.5/915US
T2.5/225US	225.00	90	SLV-T2.5/225US	T2.5/950US	950.00	380	SLV-T2.5/950US
T2.5/230US	230.00	92	SLV-T2.5/230US	T2.5/1070US	1070.00	428	SLV-T2.5/1070US
T2.5/232.5US	232.50	93	SLV-T2.5/232.5US	T2.5/1185US	1185.00	474	SLV-T2.5/1185US
T2.5/245US	245.00	98	SLV-T2.5/245US	T2.5/1295US	1295.00	518	SLV-T2.5/1295US
T2.5/265US	265.00	106	SLV-T2.5/265US	T2.5/1350US	1350.00	540	SLV-T2.5/1350US
T2.5/277US	277.00	111	SLV-T2.5/277US	T2.5/3000US	3000.00	1200	SLV-T2.5/3000US
T2.5/285US	285.00	114	SLV-T2.5/285US				
T2.5/287.5US	287.50	115	SLV-T2.5/287.5US				
T2.5/290US	290.00	116	SLV-T2.5/290US				
T2.5/300US	300.00	120	SLV-T2.5/300US				
T2.5/305US	305.00	122	SLV-T2.5/305US				
T2.5/317US	317.00	127	SLV-T2.5/317US				
T2.5/317.5US	317.50	127	SLV-T2.5/317.5US				
T2.5/325US	325.00	130	SLV-T2.5/325US				
T2.5/330US	330.00	132	SLV-T2.5/330US				
T2.5/335US	335.00	134	SLV-T2.5/335US				
T2.5/342US	342.00	137	SLV-T2.5/342US				
T2.5/347.5US	347.50	139	SLV-T2.5/347.5US				
T2.5/380US	380.00	152	SLV-T2.5/380US				

T2.5US



Urethane Steel



* Urethane steel numbers are separated by a US at the end

* Length is O.C. in Millimeters

* Standard Widths Include:

12mm, 16mm, 20mm, 25mm, 32mm, 50mm, 75mm, 100mm

T5/135US	135.00	27	SLV-T5/135US	T5/380US	380.00	76	SLV-T5/380US
T5/150US	150.00	30	SLV-T5/150US	T5/390US	390.00	78	SLV-T5/390US
T5/165US	165.00	33	SLV-T5/165US	T5/400US	400.00	80	SLV-T5/400US
T5/185US	185.00	37	SLV-T5/185US	T5/410US	410.00	82	SLV-T5/410US
T5/200US	200.00	40	SLV-T5/200US	T5/420US	420.00	84	SLV-T5/420US
T5/210US	210.00	42	SLV-T5/210US	T5/425US	425.00	85	SLV-T5/425US
T5/215US	215.00	43	SLV-T5/215US	T5/430US	430.00	86	SLV-T5/430US
T5/220US	220.00	44	SLV-T5/220US	T5/435US	435.00	87	SLV-T5/435US
T5/225US	225.00	45	SLV-T5/225US	T5/440US	440.00	88	SLV-T5/440US
T5/230US	230.00	46	SLV-T5/230US	T5/445US	445.00	89	SLV-T5/445US
T5/240US	240.00	48	SLV-T5/240US	T5/450US	450.00	90	SLV-T5/450US
T5/245US	245.00	49	SLV-T5/245US	T5/455US	455.00	91	SLV-T5/455US
T5/250US	250.00	50	SLV-T5/250US	T5/460US	460.00	92	SLV-T5/460US
T5/255US	255.00	51	SLV-T5/255US	T5/475US	475.00	95	SLV-T5/475US
T5/260US	260.00	52	SLV-T5/260US	T5/480US	480.00	96	SLV-T5/480US
T5/270US	270.00	54	SLV-T5/270US	T5/490US	490.00	98	SLV-T5/490US
T5/275US	275.00	55	SLV-T5/275US	T5/500US	500.00	100	SLV-T5/500US
T5/280US	280.00	56	SLV-T5/280US	T5/510US	510.00	102	SLV-T5/510US
T5/290US	290.00	58	SLV-T5/290US	T5/525US	525.00	105	SLV-T5/525US
T5/295US	295.00	59	SLV-T5/295US	T5/530US	530.00	106	SLV-T5/530US
T5/300US	300.00	60	SLV-T5/300US	T5/545US	545.00	109	SLV-T5/545US
T5/305US	305.00	61	SLV-T5/305US	T5/550US	550.00	110	SLV-T5/550US
T5/310US	310.00	62	SLV-T5/310US	T5/560US	560.00	112	SLV-T5/560US
T5/320US	320.00	64	SLV-T5/320US	T5/570US	570.00	114	SLV-T5/570US
T5/325US	325.00	65	SLV-T5/325US	T5/575US	575.00	115	SLV-T5/575US
T5/330US	330.00	66	SLV-T5/330US	T5/590US	590.00	118	SLV-T5/590US
T5/340US	340.00	68	SLV-T5/340US	T5/600US	600.00	120	SLV-T5/600US
T5/350US	350.00	70	SLV-T5/350US	T5/610US	610.00	122	SLV-T5/610US
T5/355US	355.00	71	SLV-T5/355US	T5/620US	620.00	124	SLV-T5/620US
T5/360US	360.00	72	SLV-T5/360US	T5/625US	625.00	125	SLV-T5/625US
T5/365US	365.00	73	SLV-T5/365US	T5/630US	630.00	126	SLV-T5/630US
T5/375US	375.00	75	SLV-T5/375US	T5/635US	635.00	127	SLV-T5/635US

T5US



Urethane Steel



* Urethane steel numbers are seperated by a US at the end

* Length is O.C. in Millimeters

* Standard Widths Incude:

12mm, 16mm, 20mm, 25mm, 32mm, 50mm, 75mm, 100mm

T5/640US	640.00	128	SLV-T5/640US	T5/1140US	1140.00	228	SLV-T5/1140US
T5/650US	650.00	130	SLV-T5/650US	T5/1200US	1200.00	240	SLV-T5/1200US
T5/660US	660.00	132	SLV-T5/660US	T5/1215US	1215.00	243	SLV-T5/1215US
T5/675US	675.00	135	SLV-T5/675US	T5/1250US	1250.00	250	SLV-T5/1250US
T5/690US	690.00	138	SLV-T5/690US	T5/1270US	1270.00	254	SLV-T5/1270US
T5/700US	700.00	140	SLV-T5/700US	T5/1275US	1275.00	255	SLV-T5/1275US
T5/720US	720.00	144	SLV-T5/720US	T5/1300US	1300.00	260	SLV-T5/1300US
T5/725US	725.00	145	SLV-T5/725US	T5/1315US	1315.00	263	SLV-T5/1315US
T5/740US	740.00	148	SLV-T5/740US	T5/1350US	1350.00	270	SLV-T5/1350US
T5/750US	750.00	150	SLV-T5/750US	T5/1355US	1355.00	271	SLV-T5/1355US
T5/780US	780.00	156	SLV-T5/780US	T5/1380US	1380.00	276	SLV-T5/1380US
T5/800US	800.00	160	SLV-T5/800US	T5/1400US	1400.00	280	SLV-T5/1400US
T5/815US	815.00	163	SLV-T5/815US	T5/1440US	1440.00	288	SLV-T5/1440US
T5/830US	830.00	166	SLV-T5/830US	T5/1500US	1500.00	300	SLV-T5/1500US
T5/840US	840.00	168	SLV-T5/840US	T5/1520US	1520.00	304	SLV-T5/1520US
T5/850US	850.00	170	SLV-T5/850US	T5/1610US	1610.00	322	SLV-T5/1610US
T5/860US	860.00	172	SLV-T5/860US	T5/1760US	1760.00	352	SLV-T5/1760US
T5/900US	900.00	180	SLV-T5/900US	T5/2150US	2150.00	430	SLV-T5/2150US
T5/910US	910.00	182	SLV-T5/910US	T5/4200US	4200.00	840	SLV-T5/4200US
T5/920US	920.00	184	SLV-T5/920US	T5/5580US	5580.00	1116	SLV-T5/5580US
T5/940US	940.00	188	SLV-T5/940US	T10/160US	160.00	16	SLV-T10/160US
T5/980US	980.00	196	SLV-T5/980US	T10/260US	260.00	26	SLV-T10/260US
T5/990US	990.00	198	SLV-T5/990US	T10/320US	320.00	32	SLV-T10/320US
T5/1000US	1000.00	200	SLV-T5/1000US	T10/340US	340.00	34	SLV-T10/340US
T5/1020US	1020.00	204	SLV-T5/1020US	T10/350US	350.00	35	SLV-T10/350US
T5/1030US	1030.00	206	SLV-T5/1030US	T10/370US	370.00	37	SLV-T10/370US
T5/1035US	1035.00	207	SLV-T5/1035US	T10/400US	400.00	40	SLV-T10/400US
T5/1050US	1050.00	210	SLV-T5/1050US	T10/410US	410.00	41	SLV-T10/410US
T5/1075US	1075.00	215	SLV-T5/1075US	T10/440US	440.00	44	SLV-T10/440US
T5/1090US	1090.00	218	SLV-T5/1090US	T10/450US	450.00	45	SLV-T10/450US
T5/1100US	1100.00	220	SLV-T5/1100US	T10/460US	460.00	46	SLV-T10/460US
T5/1115US	1115.00	223	SLV-T5/1115US	T10/480US	480.00	48	SLV-T10/480US

T5US T10US



Urethane Steel



* Urethane steel numbers are separated by a US at the end

* Length is O.C. in Millimeters

* Standard Widths Include:

12mm, 16mm, 20mm, 25mm, 32mm, 50mm, 75mm, 100mm

T10/490US	490.00	49	SLV-T10/490US	T10/1010US	1010.00	101	SLV-T10/1010US
T10/500US	500.00	50	SLV-T10/500US	T10/1025US	1025.00	103	SLV-T10/1025US
T10/510US	510.00	51	SLV-T10/510US	T10/1040US	1040.00	104	SLV-T10/1040US
T10/530US	530.00	53	SLV-T10/530US	T10/1050US	1050.00	105	SLV-T10/1050US
T10/550US	550.00	55	SLV-T10/550US	T10/1080US	1080.00	108	SLV-T10/1080US
T10/560US	560.00	56	SLV-T10/560US	T10/1100US	1100.00	110	SLV-T10/1100US
T10/570US	570.00	57	SLV-T10/570US	T10/1110US	1110.00	111	SLV-T10/1110US
T10/600US	600.00	60	SLV-T10/600US	T10/1140US	1140.00	114	SLV-T10/1140US
T10/610US	610.00	61	SLV-T10/610US	T10/1150US	1150.00	115	SLV-T10/1150US
T10/630US	630.00	63	SLV-T10/630US	T10/1200US	1200.00	120	SLV-T10/1200US
T10/640US	640.00	64	SLV-T10/640US	T10/1210US	1210.00	121	SLV-T10/1210US
T10/650US	650.00	65	SLV-T10/650US	T10/1240US	1240.00	124	SLV-T10/1240US
T10/660US	660.00	66	SLV-T10/660US	T10/1250US	1250.00	125	SLV-T10/1250US
T10/690US	690.00	69	SLV-T10/690US	T10/1280US	1280.00	128	SLV-T10/1280US
T10/700US	700.00	70	SLV-T10/700US	T10/1300US	1300.00	130	SLV-T10/1300US
T10/720US	720.00	72	SLV-T10/720US	T10/1310US	1310.00	131	SLV-T10/1310US
T10/750US	750.00	75	SLV-T10/750US	T10/1320US	1320.00	132	SLV-T10/1320US
T10/780US	780.00	78	SLV-T10/780US	T10/1340US	1340.00	134	SLV-T10/1340US
T10/800US	800.00	80	SLV-T10/800US	T10/1350US	1350.00	135	SLV-T10/1350US
T10/810US	810.00	81	SLV-T10/810US	T10/1390US	1390.00	139	SLV-T10/1390US
T10/840US	840.00	84	SLV-T10/840US	T10/1400US	1400.00	140	SLV-T10/1400US
T10/850US	850.00	85	SLV-T10/850US	T10/1420US	1420.00	142	SLV-T10/1420US
T10/880US	880.00	88	SLV-T10/880US	T10/1440US	1440.00	144	SLV-T10/1440US
T10/890US	890.00	89	SLV-T10/890US	T10/1450US	1450.00	145	SLV-T10/1450US
T10/900US	900.00	90	SLV-T10/900US	T10/1460US	1460.00	146	SLV-T10/1460US
T10/910US	910.00	91	SLV-T10/910US	T10/1500US	1500.00	150	SLV-T10/1500US
T10/920US	920.00	92	SLV-T10/920US	T10/1520US	1520.00	152	SLV-T10/1520US
T10/950US	950.00	95	SLV-T10/950US	T10/1560US	1560.00	156	SLV-T10/1560US
T10/960US	960.00	96	SLV-T10/960US	T10/1580US	1580.00	158	SLV-T10/1580US
T10/970US	970.00	97	SLV-T10/970US	T10/1600US	1600.00	160	SLV-T10/1600US
T10/980US	980.00	98	SLV-T10/980US	T10/1610US	1610.00	161	SLV-T10/1610US
T10/1000US	1000.00	100	SLV-T10/1000US	T10/1640US	1640.00	164	SLV-T10/1640US

T10US T20US


Dual Dura-Sync Torque



D&D DUAL DURA-SYNC TORQUE belts meet or exceed USA RMA published ratings levels. They are manufactured to perform at identical or higher levels than all major US Manufacturer's belts of the same type. They offer a dependable, economical and hassle-free alternative to chain drives.


DUAL DURA-SYNC TORQUE synchronous belts feature a dual sided HTD tooth profile. Double sided timing belts offer power transmission from both sides, and are often used in reversing and serpentine applications. They are manufactured with a heavy duty, woven, nylon based fabric tooth covering. The backing is precisely ground for smooth uniform running. The helically wound tensile cords are engineered, twisted and chemically set stranded fiberglass material. They are made with a high temperature chloroprene polymer throughout the belt, and are proven through thousands of hours of customer use to be durable and dependable.

All DUAL DURA-SYNC TORQUE timing belts are manufactured using the latest in synchronous belt technology.





Dual Dura-Sync Torque



* Timing belt numbers are the base and width ex. **D60-3M-06**


* Length is O.C. in Millimeters

* Standard Widths Include:

6mm, 9mm, 15mm

D300-3M	300.00	100	D300-3M-SLV	D423-3M	423.00	141	D423-3M-SLV
D306-3M	306.00	102	D306-3M-SLV	D426-3M	426.00	142	D426-3M-SLV
D309-3M	309.00	103	D309-3M-SLV	D432-3M	432.00	144	D432-3M-SLV
D312-3M	312.00	104	D312-3M-SLV	D435-3M	435.00	145	D435-3M-SLV
D315-3M	315.00	105	D315-3M-SLV	D438-3M	438.00	146	D438-3M-SLV
D318-3M	318.00	106	D318-3M-SLV	D444-3M	444.00	148	D444-3M-SLV
D324-3M	324.00	108	D324-3M-SLV	D447-3M	447.00	149	D447-3M-SLV
D327-3M	327.00	109	D327-3M-SLV	D450-3M	450.00	150	D450-3M-SLV
D330-3M	330.00	110	D330-3M-SLV	D453-3M	453.00	151	D453-3M-SLV
D333-3M	333.00	111	D333-3M-SLV	D456-3M	456.00	152	D456-3M-SLV
D336-3M	336.00	112	D336-3M-SLV	D459-3M	459.00	153	D459-3M-SLV
D339-3M	339.00	113	D339-3M-SLV	D462-3M	462.00	154	D462-3M-SLV
D342-3M	342.00	114	D342-3M-SLV	D465-3M	465.00	155	D465-3M-SLV
D345-3M	345.00	115	D345-3M-SLV	D468-3M	468.00	156	D468-3M-SLV
D348-3M	348.00	116	D348-3M-SLV	D471-3M	471.00	157	D471-3M-SLV
D351-3M	351.00	117	D351-3M-SLV	D474-3M	474.00	158	D474-3M-SLV
D354-3M	354.00	118	D354-3M-SLV	D477-3M	477.00	159	D477-3M-SLV
D357-3M	357.00	119	D357-3M-SLV	D480-3M	480.00	160	D480-3M-SLV
D360-3M	360.00	120	D360-3M-SLV	D483-3M	483.00	161	D483-3M-SLV
D363-3M	363.00	121	D363-3M-SLV	D486-3M	486.00	162	D486-3M-SLV
D366-3M	366.00	122	D366-3M-SLV	D489-3M	489.00	163	D489-3M-SLV
D375-3M	375.00	125	D375-3M-SLV	D492-3M	492.00	164	D492-3M-SLV
D381-3M	381.00	127	D381-3M-SLV	D495-3M	495.00	165	D495-3M-SLV
D384-3M	384.00	128	D384-3M-SLV	D498-3M	498.00	166	D498-3M-SLV
D387-3M	387.00	129	D387-3M-SLV	D501-3M	501.00	167	D501-3M-SLV
D390-3M	390.00	130	D390-3M-SLV	D504-3M	504.00	168	D504-3M-SLV
D393-3M	393.00	131	D393-3M-SLV	D507-3M	507.00	169	D507-3M-SLV
D396-3M	396.00	132	D396-3M-SLV	D510-3M	510.00	170	D510-3M-SLV
D399-3M	399.00	133	D399-3M-SLV	D513-3M	513.00	171	D513-3M-SLV
D405-3M	405.00	135	D405-3M-SLV	D519-3M	519.00	173	D519-3M-SLV
D411-3M	411.00	137	D411-3M-SLV	D522-3M	522.00	174	D522-3M-SLV
D420-3M	420.00	140	D420-3M-SLV	D525-3M	525.00	175	D525-3M-SLV

D3M



Dual Dura-Sync Torque



* Timing belt numbers are the base and width ex. **D60-3M-06**

* Length is O.C. in Millimeters

* Standard Widths Include:


6mm, 9mm, 15mm

D531-3M	531.00	177	D531-3M-SLV	D675-3M	675.00	225	D675-3M-SLV
D537-3M	537.00	179	D537-3M-SLV	D684-3M	684.00	228	D684-3M-SLV
D540-3M	540.00	180	D540-3M-SLV	D687-3M	687.00	229	D687-3M-SLV
D549-3M	549.00	183	D549-3M-SLV	D690-3M	690.00	230	D690-3M-SLV
D552-3M	552.00	184	D552-3M-SLV	D699-3M	699.00	233	D699-3M-SLV
D558-3M	558.00	186	D558-3M-SLV	D708-3M	708.00	236	D708-3M-SLV
D564-3M	564.00	188	D564-3M-SLV	D711-3M	711.00	237	D711-3M-SLV
D570-3M	570.00	190	D570-3M-SLV	D720-3M	720.00	240	D720-3M-SLV
D573-3M	573.00	191	D573-3M-SLV	D738-3M	738.00	246	D738-3M-SLV
D576-3M	576.00	192	D576-3M-SLV	D741-3M	741.00	247	D741-3M-SLV
D579-3M	579.00	193	D579-3M-SLV	D750-3M	750.00	250	D750-3M-SLV
D582-3M	582.00	194	D582-3M-SLV	D753-3M	753.00	251	D753-3M-SLV
D585-3M	585.00	195	D585-3M-SLV	D789-3M	789.00	263	D789-3M-SLV
D591-3M	591.00	197	D591-3M-SLV	D801-3M	801.00	267	D801-3M-SLV
D594-3M	594.00	198	D594-3M-SLV	D804-3M	804.00	268	D804-3M-SLV
D597-3M	597.00	199	D597-3M-SLV	D810-3M	810.00	270	D810-3M-SLV
D600-3M	600.00	200	D600-3M-SLV	D813-3M	813.00	271	D813-3M-SLV
D606-3M	606.00	202	D606-3M-SLV	D816-3M	816.00	272	D816-3M-SLV
D609-3M	609.00	203	D609-3M-SLV	D822-3M	822.00	274	D822-3M-SLV
D612-3M	612.00	204	D612-3M-SLV	D825-3M	825.00	275	D825-3M-SLV
D615-3M	615.00	205	D615-3M-SLV	D837-3M	837.00	279	D837-3M-SLV
D621-3M	621.00	207	D621-3M-SLV	D840-3M	840.00	280	D840-3M-SLV
D624-3M	624.00	208	D624-3M-SLV	D843-3M	843.00	281	D843-3M-SLV
D630-3M	630.00	210	D630-3M-SLV	D861-3M	861.00	287	D861-3M-SLV
D633-3M	633.00	211	D633-3M-SLV	D882-3M	882.00	294	D882-3M-SLV
D639-3M	639.00	213	D639-3M-SLV	D885-3M	885.00	295	D885-3M-SLV
D645-3M	645.00	215	D645-3M-SLV	D888-3M	888.00	296	D888-3M-SLV
D648-3M	648.00	216	D648-3M-SLV	D900-3M	900.00	300	D900-3M-SLV
D654-3M	654.00	218	D654-3M-SLV	D918-3M	918.00	306	D918-3M-SLV
D657-3M	657.00	219	D657-3M-SLV	D939-3M	939.00	313	D939-3M-SLV
D669-3M	669.00	223	D669-3M-SLV	D945-3M	945.00	315	D945-3M-SLV
D672-3M	672.00	224	D672-3M-SLV	D960-3M	960.00	320	D960-3M-SLV

D3M



Dual Dura-Sync Torque



* Timing belt numbers are the base and width ex. **D110-5M-09**


* Length is O.C. in Millimeters

* Standard Widths Include:

9mm, 15mm, 25mm

D1002-3M	1002.00	334	D1002-3M-SLV	D120-5M	120.00	24	D120-5M-SLV
D1038-3M	1038.00	346	D1038-3M-SLV	D125-5M	125.00	25	D125-5M-SLV
D1062-3M	1062.00	354	D1062-3M-SLV	D300-5M	300.00	60	D300-5M-SLV
D1068-3M	1068.00	356	D1068-3M-SLV	D305-5M	305.00	61	D305-5M-SLV
D1071-3M	1071.00	357	D1071-3M-SLV	D310-5M	310.00	62	D310-5M-SLV
D1125-3M	1125.00	375	D1125-3M-SLV	D315-5M	315.00	63	D315-5M-SLV
D1176-3M	1176.00	392	D1176-3M-SLV	D320-5M	320.00	64	D320-5M-SLV
D1200-3M	1200.00	400	D1200-3M-SLV	D325-5M	325.00	65	D325-5M-SLV
D1209-3M	1209.00	403	D1209-3M-SLV	D330-5M	330.00	66	D330-5M-SLV
D1245-3M	1245.00	415	D1245-3M-SLV	D335-5M	335.00	67	D335-5M-SLV
D1260-3M	1260.00	420	D1260-3M-SLV	D340-5M	340.00	68	D340-5M-SLV
D1263-3M	1263.00	421	D1263-3M-SLV	D345-5M	345.00	69	D345-5M-SLV
D1335-3M	1335.00	445	D1335-3M-SLV	D350-5M	350.00	70	D350-5M-SLV
D1344-3M	1344.00	448	D1344-3M-SLV	D355-5M	355.00	71	D355-5M-SLV
D1374-3M	1374.00	458	D1374-3M-SLV	D360-5M	360.00	72	D360-5M-SLV
D1401-3M	1401.00	467	D1401-3M-SLV	D365-5M	365.00	73	D365-5M-SLV
D1500-3M	1500.00	500	D1500-3M-SLV	D370-5M	370.00	74	D370-5M-SLV
D1530-3M	1530.00	510	D1530-3M-SLV	D375-5M	375.00	75	D375-5M-SLV
D1545-3M	1545.00	515	D1545-3M-SLV	D380-5M	380.00	76	D380-5M-SLV
D1569-3M	1569.00	523	D1569-3M-SLV	D385-5M	385.00	77	D385-5M-SLV
D1587-3M	1587.00	529	D1587-3M-SLV	D390-5M	390.00	78	D390-5M-SLV
D1677-3M	1677.00	559	D1677-3M-SLV	D395-5M	395.00	79	D395-5M-SLV
D1800-3M	1800.00	600	D1800-3M-SLV	D400-5M	400.00	80	D400-5M-SLV
D1863-3M	1863.00	621	D1863-3M-SLV	D405-5M	405.00	81	D405-5M-SLV
D1950-3M	1950.00	650	D1950-3M-SLV	D410-5M	410.00	82	D410-5M-SLV
D2160-3M	2160.00	720	D2160-3M-SLV	D415-5M	415.00	83	D415-5M-SLV
D2388-3M	2388.00	796	D2388-3M-SLV	D420-5M	420.00	84	D420-5M-SLV
D2430-3M	2430.00	810	D2430-3M-SLV	D425-5M	425.00	85	D425-5M-SLV
D2640-3M	2640.00	880	D2640-3M-SLV	D430-5M	430.00	86	D430-5M-SLV
D2706-3M	2706.00	902	D2706-3M-SLV	D435-5M	435.00	87	D435-5M-SLV
D3000-3M	3000.00	1000	D3000-3M-SLV	D440-5M	440.00	88	D440-5M-SLV
D3210-3M	3210.00	1070	D3210-3M-SLV	D445-5M	445.00	89	D445-5M-SLV

D5M



Dual Dura-Sync Torque



* Timing belt numbers are the base and width ex. **D110-5M-09**

* Length is O.C. in Millimeters


* Standard Widths Include:

9mm, 15mm, 25mm

D450-5M	450.00	90	D450-5M-SLV	D615-5M	615.00	123	D615-5M-SLV
D455-5M	455.00	91	D455-5M-SLV	D620-5M	620.00	124	D620-5M-SLV
D460-5M	460.00	92	D460-5M-SLV	D625-5M	625.00	125	D625-5M-SLV
D465-5M	465.00	93	D465-5M-SLV	D630-5M	630.00	126	D630-5M-SLV
D470-5M	470.00	94	D470-5M-SLV	D635-5M	635.00	127	D635-5M-SLV
D475-5M	475.00	95	D475-5M-SLV	D640-5M	640.00	128	D640-5M-SLV
D480-5M	480.00	96	D480-5M-SLV	D645-5M	645.00	129	D645-5M-SLV
D485-5M	485.00	97	D485-5M-SLV	D650-5M	650.00	130	D650-5M-SLV
D490-5M	490.00	98	D490-5M-SLV	D655-5M	655.00	131	D655-5M-SLV
D495-5M	495.00	99	D495-5M-SLV	D660-5M	660.00	132	D660-5M-SLV
D500-5M	500.00	100	D500-5M-SLV	D665-5M	665.00	133	D665-5M-SLV
D505-5M	505.00	101	D505-5M-SLV	D670-5M	670.00	134	D670-5M-SLV
D510-5M	510.00	102	D510-5M-SLV	D675-5M	675.00	135	D675-5M-SLV
D515-5M	515.00	103	D515-5M-SLV	D680-5M	680.00	136	D680-5M-SLV
D520-5M	520.00	104	D520-5M-SLV	D685-5M	685.00	137	D685-5M-SLV
D525-5M	525.00	105	D525-5M-SLV	D690-5M	690.00	138	D690-5M-SLV
D530-5M	530.00	106	D530-5M-SLV	D695-5M	695.00	139	D695-5M-SLV
D535-5M	535.00	107	D535-5M-SLV	D700-5M	700.00	140	D700-5M-SLV
D540-5M	540.00	108	D540-5M-SLV	D710-5M	710.00	142	D710-5M-SLV
D545-5M	545.00	109	D545-5M-SLV	D715-5M	715.00	143	D715-5M-SLV
D550-5M	550.00	110	D550-5M-SLV	D720-5M	720.00	144	D720-5M-SLV
D560-5M	560.00	112	D560-5M-SLV	D725-5M	725.00	145	D725-5M-SLV
D565-5M	565.00	113	D565-5M-SLV	D730-5M	730.00	146	D730-5M-SLV
D570-5M	570.00	114	D570-5M-SLV	D735-5M	735.00	147	D735-5M-SLV
D575-5M	575.00	115	D575-5M-SLV	D740-5M	740.00	148	D740-5M-SLV
D580-5M	580.00	116	D580-5M-SLV	D745-5M	745.00	149	D745-5M-SLV
D585-5M	585.00	117	D585-5M-SLV	D750-5M	750.00	150	D750-5M-SLV
D590-5M	590.00	118	D590-5M-SLV	D755-5M	755.00	151	D755-5M-SLV
D595-5M	595.00	119	D595-5M-SLV	D760-5M	760.00	152	D760-5M-SLV
D600-5M	600.00	120	D600-5M-SLV	D765-5M	765.00	153	D765-5M-SLV
D605-5M	605.00	121	D605-5M-SLV	D770-5M	770.00	154	D770-5M-SLV
D610-5M	610.00	122	D610-5M-SLV	D775-5M	775.00	155	D775-5M-SLV



Dual Dura-Sync Torque



* Timing belt numbers are the base and width ex. **D110-5M-09**


* Length is O.C. in Millimeters

* Standard Widths Include:

9mm, 15mm, 25mm

D780-5M	780.00	156	D780-5M-SLV	D1000-5M	1000.00	200	D1000-5M-SLV
D790-5M	790.00	158	D790-5M-SLV	D1020-5M	1020.00	204	D1020-5M-SLV
D800-5M	800.00	160	D800-5M-SLV	D1025-5M	1025.00	205	D1025-5M-SLV
D810-5M	810.00	162	D810-5M-SLV	D1035-5M	1035.00	207	D1035-5M-SLV
D815-5M	815.00	163	D815-5M-SLV	D1040-5M	1040.00	208	D1040-5M-SLV
D820-5M	820.00	164	D820-5M-SLV	D1050-5M	1050.00	210	D1050-5M-SLV
D825-5M	825.00	165	D825-5M-SLV	D1060-5M	1060.00	212	D1060-5M-SLV
D830-5M	830.00	166	D830-5M-SLV	D1080-5M	1080.00	216	D1080-5M-SLV
D835-5M	835.00	167	D835-5M-SLV	D1085-5M	1085.00	217	D1085-5M-SLV
D840-5M	840.00	168	D840-5M-SLV	D1090-5M	1090.00	218	D1090-5M-SLV
D845-5M	845.00	169	D845-5M-SLV	D1100-5M	1100.00	220	D1100-5M-SLV
D850-5M	850.00	170	D850-5M-SLV	D1105-5M	1105.00	221	D1105-5M-SLV
D860-5M	860.00	172	D860-5M-SLV	D1110-5M	1110.00	222	D1110-5M-SLV
D865-5M	865.00	173	D865-5M-SLV	D1115-5M	1115.00	223	D1115-5M-SLV
D870-5M	870.00	174	D870-5M-SLV	D1125-5M	1125.00	225	D1125-5M-SLV
D880-5M	880.00	176	D880-5M-SLV	D1130-5M	1130.00	226	D1130-5M-SLV
D890-5M	890.00	178	D890-5M-SLV	D1135-5M	1135.00	227	D1135-5M-SLV
D895-5M	895.00	179	D895-5M-SLV	D1145-5M	1145.00	229	D1145-5M-SLV
D900-5M	900.00	180	D900-5M-SLV	D1150-5M	1150.00	230	D1150-5M-SLV
D910-5M	910.00	182	D910-5M-SLV	D1160-5M	1160.00	232	D1160-5M-SLV
D920-5M	920.00	184	D920-5M-SLV	D1175-5M	1175.00	235	D1175-5M-SLV
D925-5M	925.00	185	D925-5M-SLV	D1180-5M	1180.00	236	D1180-5M-SLV
D930-5M	930.00	186	D930-5M-SLV	D1185-5M	1185.00	237	D1185-5M-SLV
D935-5M	935.00	187	D935-5M-SLV	D1195-5M	1195.00	239	D1195-5M-SLV
D940-5M	940.00	188	D940-5M-SLV	D1200-5M	1200.00	240	D1200-5M-SLV
D950-5M	950.00	190	D950-5M-SLV	D1210-5M	1210.00	242	D1210-5M-SLV
D960-5M	960.00	192	D960-5M-SLV	D1225-5M	1225.00	245	D1225-5M-SLV
D965-5M	965.00	193	D965-5M-SLV	D1230-5M	1230.00	246	D1230-5M-SLV
D975-5M	975.00	195	D975-5M-SLV	D1235-5M	1235.00	247	D1235-5M-SLV
D980-5M	980.00	196	D980-5M-SLV	D1240-5M	1240.00	248	D1240-5M-SLV
D985-5M	985.00	197	D985-5M-SLV	D1250-5M	1250.00	250	D1250-5M-SLV
D990-5M	990.00	198	D990-5M-SLV	D1260-5M	1260.00	252	D1260-5M-SLV

D5M



Dual Dura-Sync Torque



* Timing belt numbers are the base and width ex. **D110-5M-09**

* Length is O.C. in Millimeters


* Standard Widths Include:

9mm, 15mm, 25mm

D1270-5M	1270.00	254	D1270-5M-SLV	D1715-5M	1715.00	343	D1715-5M-SLV
D1280-5M	1280.00	256	D1280-5M-SLV	D1720-5M	1720.00	344	D1720-5M-SLV
D1290-5M	1290.00	258	D1290-5M-SLV	D1730-5M	1730.00	346	D1730-5M-SLV
D1295-5M	1295.00	259	D1295-5M-SLV	D1750-5M	1750.00	350	D1750-5M-SLV
D1300-5M	1300.00	260	D1300-5M-SLV	D1780-5M	1780.00	356	D1780-5M-SLV
D1335-5M	1335.00	267	D1335-5M-SLV	D1790-5M	1790.00	358	D1790-5M-SLV
D1340-5M	1340.00	268	D1340-5M-SLV	D1800-5M	1800.00	360	D1800-5M-SLV
D1350-5M	1350.00	270	D1350-5M-SLV	D1870-5M	1870.00	374	D1870-5M-SLV
D1375-5M	1375.00	275	D1375-5M-SLV	D1880-5M	1880.00	376	D1880-5M-SLV
D1380-5M	1380.00	276	D1380-5M-SLV	D1895-5M	1895.00	379	D1895-5M-SLV
D1390-5M	1390.00	278	D1390-5M-SLV	D1945-5M	1945.00	389	D1945-5M-SLV
D1400-5M	1400.00	280	D1400-5M-SLV	D1960-5M	1960.00	392	D1960-5M-SLV
D1420-5M	1420.00	284	D1420-5M-SLV	D2000-5M	2000.00	400	D2000-5M-SLV
D1425-5M	1425.00	285	D1425-5M-SLV	D2050-5M	2050.00	410	D2050-5M-SLV
D1450-5M	1450.00	290	D1450-5M-SLV	D2080-5M	2080.00	416	D2080-5M-SLV
D1455-5M	1455.00	291	D1455-5M-SLV	D2100-5M	2100.00	420	D2100-5M-SLV
D1490-5M	1490.00	298	D1490-5M-SLV	D2110-5M	2110.00	422	D2110-5M-SLV
D1500-5M	1500.00	300	D1500-5M-SLV	D2160-5M	2160.00	432	D2160-5M-SLV
D1520-5M	1520.00	304	D1520-5M-SLV	D2250-5M	2250.00	450	D2250-5M-SLV
D1525-5M	1525.00	305	D1525-5M-SLV	D2350-5M	2350.00	470	D2350-5M-SLV
D1530-5M	1530.00	306	D1530-5M-SLV	D2375-5M	2375.00	475	D2375-5M-SLV
D1575-5M	1575.00	315	D1575-5M-SLV	D2460-5M	2460.00	492	D2460-5M-SLV
D1585-5M	1585.00	317	D1585-5M-SLV	D2500-5M	2500.00	500	D2500-5M-SLV
D1595-5M	1595.00	319	D1595-5M-SLV	D2525-5M	2525.00	505	D2525-5M-SLV
D1600-5M	1600.00	320	D1600-5M-SLV	D2575-5M	2575.00	515	D2575-5M-SLV
D1610-5M	1610.00	322	D1610-5M-SLV	D2650-5M	2650.00	530	D2650-5M-SLV
D1615-5M	1615.00	323	D1615-5M-SLV	D2750-5M	2750.00	550	D2750-5M-SLV
D1635-5M	1635.00	327	D1635-5M-SLV	D2800-5M	2800.00	560	D2800-5M-SLV
D1670-5M	1670.00	334	D1670-5M-SLV	D2910-5M	2910.00	582	D2910-5M-SLV
D1685-5M	1685.00	337	D1685-5M-SLV	D3060-5M	3060.00	612	D3060-5M-SLV
D1690-5M	1690.00	338	D1690-5M-SLV	D3120-5M	3120.00	624	D3120-5M-SLV
D1700-5M	1700.00	340	D1700-5M-SLV	D3200-5M	3200.00	640	D3200-5M-SLV



Dual Dura-Sync Torque



* Timing belt numbers are the base and width ex. **D320-8M-20**


* Length is O.C. in Millimeters

* Standard Widths Include:

20mm, 30mm, 50mm, 85mm

D320-8M	320.00	40	D320-8M-SLV	D592-8M	592.00	74	D592-8M-SLV
D328-8M	328.00	41	D328-8M-SLV	D600-8M	600.00	75	D600-8M-SLV
D336-8M	336.00	42	D336-8M-SLV	D608-8M	608.00	76	D608-8M-SLV
D344-8M	344.00	43	D344-8M-SLV	D616-8M	616.00	77	D616-8M-SLV
D352-8M	352.00	44	D352-8M-SLV	D624-8M	624.00	78	D624-8M-SLV
D368-8M	368.00	46	D368-8M-SLV	D632-8M	632.00	79	D632-8M-SLV
D376-8M	376.00	47	D376-8M-SLV	D640-8M	640.00	80	D640-8M-SLV
D384-8M	384.00	48	D384-8M-SLV	D656-8M	656.00	82	D656-8M-SLV
D392-8M	392.00	49	D392-8M-SLV	D664-8M	664.00	83	D664-8M-SLV
D400-8M	400.00	50	D400-8M-SLV	D672-8M	672.00	84	D672-8M-SLV
D416-8M	416.00	52	D416-8M-SLV	D680-8M	680.00	85	D680-8M-SLV
D424-8M	424.00	53	D424-8M-SLV	D688-8M	688.00	86	D688-8M-SLV
D432-8M	432.00	54	D432-8M-SLV	D696-8M	696.00	87	D696-8M-SLV
D440-8M	440.00	55	D440-8M-SLV	D704-8M	704.00	88	D704-8M-SLV
D448-8M	448.00	56	D448-8M-SLV	D712-8M	712.00	89	D712-8M-SLV
D456-8M	456.00	57	D456-8M-SLV	D720-8M	720.00	90	D720-8M-SLV
D464-8M	464.00	58	D464-8M-SLV	D728-8M	728.00	91	D728-8M-SLV
D472-8M	472.00	59	D472-8M-SLV	D736-8M	736.00	92	D736-8M-SLV
D480-8M	480.00	60	D480-8M-SLV	D744-8M	744.00	93	D744-8M-SLV
D488-8M	488.00	61	D488-8M-SLV	D752-8M	752.00	94	D752-8M-SLV
D496-8M	496.00	62	D496-8M-SLV	D760-8M	760.00	95	D760-8M-SLV
D504-8M	504.00	63	D504-8M-SLV	D768-8M	768.00	96	D768-8M-SLV
D512-8M	512.00	64	D512-8M-SLV	D776-8M	776.00	97	D776-8M-SLV
D520-8M	520.00	65	D520-8M-SLV	D784-8M	784.00	98	D784-8M-SLV
D528-8M	528.00	66	D528-8M-SLV	D792-8M	792.00	99	D792-8M-SLV
D536-8M	536.00	67	D536-8M-SLV	D800-8M	800.00	100	D800-8M-SLV
D544-8M	544.00	68	D544-8M-SLV	D808-8M	808.00	101	D808-8M-SLV
D552-8M	552.00	69	D552-8M-SLV	D816-8M	816.00	102	D816-8M-SLV
D560-8M	560.00	70	D560-8M-SLV	D824-8M	824.00	103	D824-8M-SLV
D568-8M	568.00	71	D568-8M-SLV	D832-8M	832.00	104	D832-8M-SLV
D576-8M	576.00	72	D576-8M-SLV	D840-8M	840.00	105	D840-8M-SLV
D584-8M	584.00	73	D584-8M-SLV	D848-8M	848.00	106	D848-8M-SLV

D8M



Dual Dura-Sync Torque



* Timing belt numbers are the base and width ex. **D320-8M-20**

* Length is O.C. in Millimeters

* Standard Widths Include:


20mm, 30mm, 50mm, 85mm

D856-8M	856.00	107	D856-8M-SLV	D1120-8M	1120.00	140	D1120-8M-SLV
D864-8M	864.00	108	D864-8M-SLV	D1128-8M	1128.00	141	D1128-8M-SLV
D872-8M	872.00	109	D872-8M-SLV	D1136-8M	1136.00	142	D1136-8M-SLV
D880-8M	880.00	110	D880-8M-SLV	D1144-8M	1144.00	143	D1144-8M-SLV
D888-8M	888.00	111	D888-8M-SLV	D1152-8M	1152.00	144	D1152-8M-SLV
D896-8M	896.00	112	D896-8M-SLV	D1160-8M	1160.00	145	D1160-8M-SLV
D904-8M	904.00	113	D904-8M-SLV	D1168-8M	1168.00	146	D1168-8M-SLV
D912-8M	912.00	114	D912-8M-SLV	D1176-8M	1176.00	147	D1176-8M-SLV
D920-8M	920.00	115	D920-8M-SLV	D1184-8M	1184.00	148	D1184-8M-SLV
D928-8M	928.00	116	D928-8M-SLV	D1192-8M	1192.00	149	D1192-8M-SLV
D936-8M	936.00	117	D936-8M-SLV	D1200-8M	1200.00	150	D1200-8M-SLV
D944-8M	944.00	118	D944-8M-SLV	D1208-8M	1208.00	151	D1208-8M-SLV
D952-8M	952.00	119	D952-8M-SLV	D1216-8M	1216.00	152	D1216-8M-SLV
D960-8M	960.00	120	D960-8M-SLV	D1224-8M	1224.00	153	D1224-8M-SLV
D968-8M	968.00	121	D968-8M-SLV	D1232-8M	1232.00	154	D1232-8M-SLV
D976-8M	976.00	122	D976-8M-SLV	D1240-8M	1240.00	155	D1240-8M-SLV
D984-8M	984.00	123	D984-8M-SLV	D1248-8M	1248.00	156	D1248-8M-SLV
D992-8M	992.00	124	D992-8M-SLV	D1256-8M	1256.00	157	D1256-8M-SLV
D1000-8M	1000.00	125	D1000-8M-SLV	D1264-8M	1264.00	158	D1264-8M-SLV
D1008-8M	1008.00	126	D1008-8M-SLV	D1270-8M	1270.00	159	D1270-8M-SLV
D1016-8M	1016.00	127	D1016-8M-SLV	D1272-8M	1272.00	159	D1272-8M-SLV
D1024-8M	1024.00	128	D1024-8M-SLV	D1280-8M	1280.00	160	D1280-8M-SLV
D1032-8M	1032.00	129	D1032-8M-SLV	D1288-8M	1288.00	161	D1288-8M-SLV
D1040-8M	1040.00	130	D1040-8M-SLV	D1296-8M	1296.00	162	D1296-8M-SLV
D1048-8M	1048.00	131	D1048-8M-SLV	D1304-8M	1304.00	163	D1304-8M-SLV
D1056-8M	1056.00	132	D1056-8M-SLV	D1312-8M	1312.00	164	D1312-8M-SLV
D1064-8M	1064.00	133	D1064-8M-SLV	D1320-8M	1320.00	165	D1320-8M-SLV
D1080-8M	1080.00	135	D1080-8M-SLV	D1328-8M	1328.00	166	D1328-8M-SLV
D1088-8M	1088.00	136	D1088-8M-SLV	D1336-8M	1336.00	167	D1336-8M-SLV
D1096-8M	1096.00	137	D1096-8M-SLV	D1344-8M	1344.00	168	D1344-8M-SLV
D1104-8M	1104.00	138	D1104-8M-SLV	D1352-8M	1352.00	169	D1352-8M-SLV
D1112-8M	1112.00	139	D1112-8M-SLV	D1360-8M	1360.00	170	D1360-8M-SLV

8M



Dual Dura-Sync Torque



* Timing belt numbers are the base and width ex. **D320-8M-20**


* Length is O.C. in Millimeters

* Standard Widths Include:

20mm, 30mm, 50mm, 85mm

D1368-8M	1368.00	171	D1368-8M-SLV	D1680-8M	1680.00	210	D1680-8M-SLV
D1376-8M	1376.00	172	D1376-8M-SLV	D1696-8M	1696.00	212	D1696-8M-SLV
D1384-8M	1384.00	173	D1384-8M-SLV	D1704-8M	1704.00	213	D1704-8M-SLV
D1392-8M	1392.00	174	D1392-8M-SLV	D1720-8M	1720.00	215	D1720-8M-SLV
D1400-8M	1400.00	175	D1400-8M-SLV	D1728-8M	1728.00	216	D1728-8M-SLV
D1408-8M	1408.00	176	D1408-8M-SLV	D1736-8M	1736.00	217	D1736-8M-SLV
D1416-8M	1416.00	177	D1416-8M-SLV	D1744-8M	1744.00	218	D1744-8M-SLV
D1424-8M	1424.00	178	D1424-8M-SLV	D1760-8M	1760.00	220	D1760-8M-SLV
D1432-8M	1432.00	179	D1432-8M-SLV	D1780-8M	1780.00	223	D1780-8M-SLV
D1440-8M	1440.00	180	D1440-8M-SLV	D1784-8M	1784.00	223	D1784-8M-SLV
D1456-8M	1456.00	182	D1456-8M-SLV	D1792-8M	1792.00	224	D1792-8M-SLV
D1464-8M	1464.00	183	D1464-8M-SLV	D1800-8M	1800.00	225	D1800-8M-SLV
D1480-8M	1480.00	185	D1480-8M-SLV	D1816-8M	1816.00	227	D1816-8M-SLV
D1488-8M	1488.00	186	D1488-8M-SLV	D1824-8M	1824.00	228	D1824-8M-SLV
D1504-8M	1504.00	188	D1504-8M-SLV	D1840-8M	1840.00	230	D1840-8M-SLV
D1512-8M	1512.00	189	D1512-8M-SLV	D1856-8M	1856.00	232	D1856-8M-SLV
D1520-8M	1520.00	190	D1520-8M-SLV	D1872-8M	1872.00	234	D1872-8M-SLV
D1536-8M	1536.00	192	D1536-8M-SLV	D1880-8M	1880.00	235	D1880-8M-SLV
D1544-8M	1544.00	193	D1544-8M-SLV	D1888-8M	1888.00	236	D1888-8M-SLV
D1552-8M	1552.00	194	D1552-8M-SLV	D1896-8M	1896.00	237	D1896-8M-SLV
D1560-8M	1560.00	195	D1560-8M-SLV	D1904-8M	1904.00	238	D1904-8M-SLV
D1568-8M	1568.00	196	D1568-8M-SLV	D1920-8M	1920.00	240	D1920-8M-SLV
D1576-8M	1576.00	197	D1576-8M-SLV	D1936-8M	1936.00	242	D1936-8M-SLV
D1584-8M	1584.00	198	D1584-8M-SLV	D1952-8M	1952.00	244	D1952-8M-SLV
D1592-8M	1592.00	199	D1592-8M-SLV	D1960-8M	1960.00	245	D1960-8M-SLV
D1600-8M	1600.00	200	D1600-8M-SLV	D2000-8M	2000.00	250	D2000-8M-SLV
D1608-8M	1608.00	201	D1608-8M-SLV	D2008-8M	2008.00	251	D2008-8M-SLV
D1616-8M	1616.00	202	D1616-8M-SLV	D2016-8M	2016.00	252	D2016-8M-SLV
D1632-8M	1632.00	204	D1632-8M-SLV	D2032-8M	2032.00	254	D2032-8M-SLV
D1640-8M	1640.00	205	D1640-8M-SLV	D2040-8M	2040.00	255	D2040-8M-SLV
D1648-8M	1648.00	206	D1648-8M-SLV	D2048-8M	2048.00	256	D2048-8M-SLV
D1672-8M	1672.00	209	D1672-8M-SLV	D2056-8M	2056.00	257	D2056-8M-SLV

D8M



Dual Dura-Sync Torque



* Timing belt numbers are the base and width ex. **D784-14M-40**

* Length is O.C. in Millimeters

* Standard Widths Include:


40mm, 55mm, 85mm, 115mm, 170mm

D2080-8M	2080.00	260	D2080-8M-SLV	D784-14M	784.00	56	D784-14M-SLV
D2096-8M	2096.00	262	D2096-8M-SLV	D826-14M	826.00	59	D826-14M-SLV
D2104-8M	2104.00	263	D2104-8M-SLV	D910-14M	910.00	65	D910-14M-SLV
D2120-8M	2120.00	265	D2120-8M-SLV	D924-14M	924.00	66	D924-14M-SLV
D2136-8M	2136.00	267	D2136-8M-SLV	D966-14M	966.00	69	D966-14M-SLV
D2160-8M	2160.00	270	D2160-8M-SLV	D1008-14M	1008.00	72	D1008-14M-SLV
D2176-8M	2176.00	272	D2176-8M-SLV	D1036-14M	1036.00	74	D1036-14M-SLV
D2184-8M	2184.00	273	D2184-8M-SLV	D1050-14M	1050.00	75	D1050-14M-SLV
D2200-8M	2200.00	275	D2200-8M-SLV	D1064-14M	1064.00	76	D1064-14M-SLV
D2208-8M	2208.00	276	D2208-8M-SLV	D1078-14M	1078.00	77	D1078-14M-SLV
D2240-8M	2240.00	280	D2240-8M-SLV	D1092-14M	1092.00	78	D1092-14M-SLV
D2248-8M	2248.00	281	D2248-8M-SLV	D1120-14M	1120.00	80	D1120-14M-SLV
D2256-8M	2256.00	282	D2256-8M-SLV	D1148-14M	1148.00	82	D1148-14M-SLV
D2272-8M	2272.00	284	D2272-8M-SLV	D1176-14M	1176.00	84	D1176-14M-SLV
D2280-8M	2280.00	285	D2280-8M-SLV	D1190-14M	1190.00	85	D1190-14M-SLV
D2288-8M	2288.00	286	D2288-8M-SLV	D1246-14M	1246.00	89	D1246-14M-SLV
D2304-8M	2304.00	288	D2304-8M-SLV	D1260-14M	1260.00	90	D1260-14M-SLV
D2320-8M	2320.00	290	D2320-8M-SLV	D1274-14M	1274.00	91	D1274-14M-SLV
D2352-8M	2352.00	294	D2352-8M-SLV	D1288-14M	1288.00	92	D1288-14M-SLV
D2392-8M	2392.00	299	D2392-8M-SLV	D1316-14M	1316.00	94	D1316-14M-SLV
D2400-8M	2400.00	300	D2400-8M-SLV	D1344-14M	1344.00	96	D1344-14M-SLV
D2440-8M	2440.00	305	D2440-8M-SLV	D1358-14M	1358.00	97	D1358-14M-SLV
D2480-8M	2480.00	310	D2480-8M-SLV	D1400-14M	1400.00	100	D1400-14M-SLV
D2496-8M	2496.00	312	D2496-8M-SLV	D1414-14M	1414.00	101	D1414-14M-SLV
D2504-8M	2504.00	313	D2504-8M-SLV	D1442-14M	1442.00	103	D1442-14M-SLV
D2520-8M	2520.00	315	D2520-8M-SLV	D1456-14M	1456.00	104	D1456-14M-SLV
D2584-8M	2584.00	323	D2584-8M-SLV	D1470-14M	1470.00	105	D1470-14M-SLV
D2600-8M	2600.00	325	D2600-8M-SLV	D1484-14M	1484.00	106	D1484-14M-SLV
D2640-8M	2640.00	330	D2640-8M-SLV	D1498-14M	1498.00	107	D1498-14M-SLV
D2688-8M	2688.00	336	D2688-8M-SLV	D1512-14M	1512.00	108	D1512-14M-SLV
D2736-8M	2736.00	342	D2736-8M-SLV	D1540-14M	1540.00	110	D1540-14M-SLV
D2800-8M	2800.00	350	D2800-8M-SLV	D1568-14M	1568.00	112	D1568-14M-SLV

D14M



Dual Dura-Sync Torque



* Timing belt numbers are the base and width ex. **D784-14M-40**


* Length is O.C. in Millimeters

* Standard Widths Include:

40mm, 55mm, 85mm, 115mm, 170mm

D1610-14M	1610.00	115	D1610-14M-SLV	D2660-14M	2660.00	190	D2660-14M-SLV
D1638-14M	1638.00	117	D1638-14M-SLV	D2688-14M	2688.00	192	D2688-14M-SLV
D1652-14M	1652.00	118	D1652-14M-SLV	D2702-14M	2702.00	193	D2702-14M-SLV
D1680-14M	1680.00	120	D1680-14M-SLV	D2800-14M	2800.00	200	D2800-14M-SLV
D1736-14M	1736.00	124	D1736-14M-SLV	D2940-14M	2940.00	210	D2940-14M-SLV
D1750-14M	1750.00	125	D1750-14M-SLV	D3038-14M	3038.00	217	D3038-14M-SLV
D1764-14M	1764.00	126	D1764-14M-SLV	D3108-14M	3108.00	222	D3108-14M-SLV
D1778-14M	1778.00	127	D1778-14M-SLV	D3136-14M	3136.00	224	D3136-14M-SLV
D1792-14M	1792.00	128	D1792-14M-SLV	D3150-14M	3150.00	225	D3150-14M-SLV
D1806-14M	1806.00	129	D1806-14M-SLV	D3304-14M	3304.00	236	D3304-14M-SLV
D1820-14M	1820.00	130	D1820-14M-SLV	D3360-14M	3360.00	240	D3360-14M-SLV
D1848-14M	1848.00	132	D1848-14M-SLV	D3500-14M	3500.00	250	D3500-14M-SLV
D1890-14M	1890.00	135	D1890-14M-SLV	D3850-14M	3850.00	275	D3850-14M-SLV
D1904-14M	1904.00	136	D1904-14M-SLV	D4004-14M	4004.00	286	D4004-14M-SLV
D1932-14M	1932.00	138	D1932-14M-SLV	D4326-14M	4326.00	309	D4326-14M-SLV
D1946-14M	1946.00	139	D1946-14M-SLV	D4536-14M	4536.00	324	D4536-14M-SLV
D1960-14M	1960.00	140	D1960-14M-SLV	D4578-14M	4578.00	327	D4578-14M-SLV
D1988-14M	1988.00	142	D1988-14M-SLV	D4760-14M	4760.00	340	D4760-14M-SLV
D2002-14M	2002.00	143	D2002-14M-SLV	D4956-14M	4956.00	354	D4956-14M-SLV
D2044-14M	2044.00	146	D2044-14M-SLV	D5040-14M	5040.00	360	D5040-14M-SLV
D2100-14M	2100.00	150	D2100-14M-SLV	D5320-14M	5320.00	380	D5320-14M-SLV
D2198-14M	2198.00	157	D2198-14M-SLV	D5740-14M	5740.00	410	D5740-14M-SLV
D2240-14M	2240.00	160	D2240-14M-SLV	D6160-14M	6160.00	440	D6160-14M-SLV
D2240-14M	2240.00	160	D2296-14M-SLV	D6496-14M	6496.00	464	D6496-14M-SLV
D2310-14M	2310.00	165	D2310-14M-SLV	D6860-14M	6860.00	490	D6860-14M-SLV
D2338-14M	2338.00	167	D2338-14M-SLV				
D2380-14M	2380.00	170	D2380-14M-SLV				
D2450-14M	2450.00	175	D2450-14M-SLV				
D2506-14M	2506.00	179	D2506-14M-SLV				
D2520-14M	2520.00	180	D2520-14M-SLV				
D2590-14M	2590.00	185	D2590-14M-SLV				
D2604-14M	2604.00	186	D2604-14M-SLV				

D14M



Dual Dura-Sync Torque



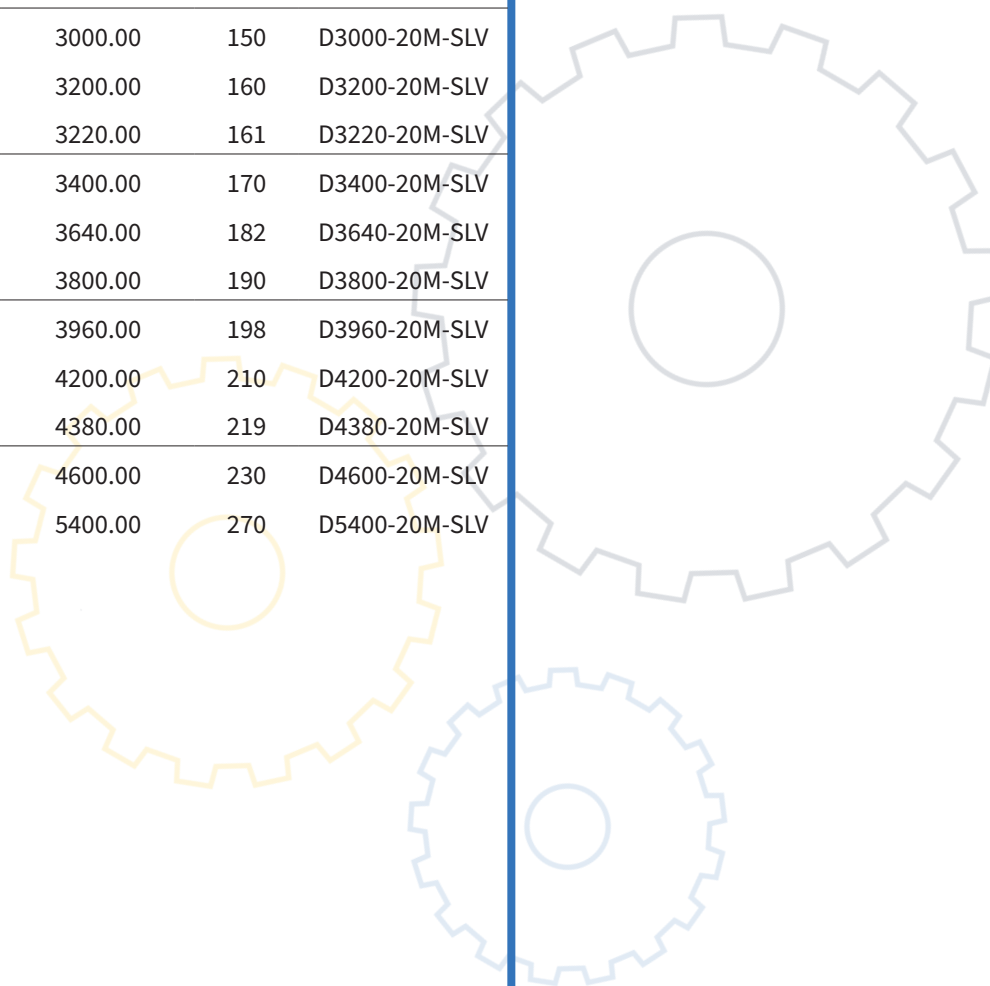
* Timing belt numbers are the base and width ex. **D1360-20M-115**

* Length is O.C. in Millimeters

* Standard Widths Include:

115mm, 170mm, 230mm, 290mm, 340mm

D1360-20M	1360.00	68	D1360-20M-SLV
D2000-20M	2000.00	100	D2000-20M-SLV
D2100-20M	2100.00	105	D2100-20M-SLV
D2200-20M	2200.00	110	D2200-20M-SLV
D2500-20M	2500.00	125	D2500-20M-SLV
D2660-20M	2660.00	133	D2660-20M-SLV
D3000-20M	3000.00	150	D3000-20M-SLV
D3200-20M	3200.00	160	D3200-20M-SLV
D3220-20M	3220.00	161	D3220-20M-SLV
D3400-20M	3400.00	170	D3400-20M-SLV
D3640-20M	3640.00	182	D3640-20M-SLV
D3800-20M	3800.00	190	D3800-20M-SLV
D3960-20M	3960.00	198	D3960-20M-SLV
D4200-20M	4200.00	210	D4200-20M-SLV
D4380-20M	4380.00	219	D4380-20M-SLV
D4600-20M	4600.00	230	D4600-20M-SLV
D5400-20M	5400.00	270	D5400-20M-SLV



D20M





Dual Dura-Sure Torque

D&D DUAL DURA-SURE TORQUE belts meet or exceed USA RMA published ratings levels. They are manufactured to perform at identical or higher levels than all major US manufacturer's belts of the same type. They offer a dependable, economical and hassle-free alternative to chain drives.

DUAL DURA-SURE TORQUE synchronous belts feature a dual sided STS super torque tooth profile. Double sided timing belts offer power transmission from both sides, and are often used in reversing and serpentine applications. They are manufactured with a heavy duty, woven, nylon based fabric tooth covering. The backing is precisely ground for smooth uniform running. The helically wound tensile cords are engineered, twisted and chemically set stranded fiberglass material. They are made with a high temperature chloroprene polymer throughout the belt, and are proven through thousands of hours of customer use to be durable and dependable. They are engineered for high-capacity performance.

All DUAL DURA-SURE TORQUE timing belts are manufactured using the latest in synchronous belt technology.





Dual Dura-Sure Torque



* Timing belt numbers are the width and base ex. **D40-S2M-302**

* Length is O.C. in Millimeters

* Standard Widths Include:


4mm, 6mm, 10mm

DS2M-302	302.00	151	DSLVS2M-302	DS2M-688	688.00	344	DSLVS2M-688
DS2M-308	308.00	154	DSLVS2M-308	DS2M-750	750.00	375	DSLVS2M-750
DS2M-310	310.00	155	DSLVS2M-310	DS2M-760	760.00	380	DSLVS2M-760
DS2M-314	314.00	157	DSLVS2M-314	DS2M-810	810.00	405	DSLVS2M-810
DS2M-320	320.00	160	DSLVS2M-320	DS2M-960	960.00	480	DSLVS2M-960
DS2M-324	324.00	162	DSLVS2M-324	DS2M-984	984.00	492	DSLVS2M-984
DS2M-330	330.00	165	DSLVS2M-330	DS2M-1224	1224.00	612	DSLVS2M-1224
DS2M-334	334.00	167	DSLVS2M-334	DS2M-3000	3000.00	1500	DSLVS2M-3000
DS2M-340	340.00	170	DSLVS2M-340				
DS2M-350	350.00	175	DSLVS2M-350				
DS2M-360	360.00	180	DSLVS2M-360				
DS2M-370	370.00	185	DSLVS2M-370				
DS2M-380	380.00	190	DSLVS2M-380				
DS2M-388	388.00	194	DSLVS2M-388				
DS2M-392	392.00	196	DSLVS2M-392				
DS2M-400	400.00	200	DSLVS2M-400				
DS2M-418	418.00	209	DSLVS2M-418				
DS2M-436	436.00	218	DSLVS2M-436				
DS2M-440	440.00	220	DSLVS2M-440				
DS2M-444	444.00	222	DSLVS2M-444				
DS2M-448	448.00	224	DSLVS2M-448				
DS2M-452	452.00	226	DSLVS2M-452				
DS2M-460	460.00	230	DSLVS2M-460				
DS2M-480	480.00	240	DSLVS2M-480				
DS2M-494	494.00	247	DSLVS2M-494				
DS2M-520	520.00	260	DSLVS2M-520				
DS2M-530	530.00	265	DSLVS2M-530				
DS2M-556	556.00	278	DSLVS2M-556				
DS2M-560	560.00	280	DSLVS2M-560				
DS2M-580	580.00	290	DSLVS2M-580				
DS2M-584	584.00	292	DSLVS2M-584				
DS2M-604	604.00	302	DSLVS2M-604				

DS2M



Dual Dura-Sure Torque



* Timing belt numbers are the width and base ex. **D60-S3M-300**


* Length is O.C. in Millimeters

* Standard Widths Include:

6mm, 10mm, 15mm

DS3M-300	300.00	100	DSLVL-S3M-300	DS3M-426	426.00	142	DSLVL-S3M-426
DS3M-303	303.00	101	DSLVL-S3M-303	DS3M-432	432.00	144	DSLVL-S3M-432
DS3M-309	309.00	103	DSLVL-S3M-309	DS3M-435	435.00	145	DSLVL-S3M-435
DS3M-312	312.00	104	DSLVL-S3M-312	DS3M-444	444.00	148	DSLVL-S3M-444
DS3M-318	318.00	106	DSLVL-S3M-318	DS3M-447	447.00	149	DSLVL-S3M-447
DS3M-321	321.00	107	DSLVL-S3M-321	DS3M-453	453.00	151	DSLVL-S3M-453
DS3M-327	327.00	109	DSLVL-S3M-327	DS3M-456	456.00	152	DSLVL-S3M-456
DS3M-330	330.00	110	DSLVL-S3M-330	DS3M-459	459.00	153	DSLVL-S3M-459
DS3M-333	333.00	111	DSLVL-S3M-333	DS3M-468	468.00	156	DSLVL-S3M-468
DS3M-339	339.00	113	DSLVL-S3M-339	DS3M-471	471.00	157	DSLVL-S3M-471
DS3M-342	342.00	114	DSLVL-S3M-342	DS3M-474	474.00	158	DSLVL-S3M-474
DS3M-345	345.00	115	DSLVL-S3M-345	DS3M-480	480.00	160	DSLVL-S3M-480
DS3M-348	348.00	116	DSLVL-S3M-348	DS3M-486	486.00	162	DSLVL-S3M-486
DS3M-354	354.00	118	DSLVL-S3M-354	DS3M-492	492.00	164	DSLVL-S3M-492
DS3M-357	357.00	119	DSLVL-S3M-357	DS3M-498	498.00	166	DSLVL-S3M-498
DS3M-360	360.00	120	DSLVL-S3M-360	DS3M-501	501.00	167	DSLVL-S3M-501
DS3M-363	363.00	121	DSLVL-S3M-363	DS3M-504	504.00	168	DSLVL-S3M-504
DS3M-366	366.00	122	DSLVL-S3M-366	DS3M-507	507.00	169	DSLVL-S3M-507
DS3M-375	375.00	125	DSLVL-S3M-375	DS3M-510	510.00	170	DSLVL-S3M-510
DS3M-378	378.00	126	DSLVL-S3M-378	DS3M-513	513.00	171	DSLVL-S3M-513
DS3M-384	384.00	128	DSLVL-S3M-384	DS3M-516	516.00	172	DSLVL-S3M-516
DS3M-387	387.00	129	DSLVL-S3M-387	DS3M-519	519.00	173	DSLVL-S3M-519
DS3M-390	390.00	130	DSLVL-S3M-390	DS3M-522	522.00	174	DSLVL-S3M-522
DS3M-393	393.00	131	DSLVL-S3M-393	DS3M-525	525.00	175	DSLVL-S3M-525
DS3M-396	396.00	132	DSLVL-S3M-396	DS3M-528	528.00	176	DSLVL-S3M-528
DS3M-399	399.00	133	DSLVL-S3M-399	DS3M-537	537.00	179	DSLVL-S3M-537
DS3M-402	402.00	134	DSLVL-S3M-402	DS3M-540	540.00	180	DSLVL-S3M-540
DS3M-405	405.00	135	DSLVL-S3M-405	DS3M-543	543.00	181	DSLVL-S3M-543
DS3M-408	408.00	136	DSLVL-S3M-408	DS3M-549	549.00	183	DSLVL-S3M-549
DS3M-414	414.00	138	DSLVL-S3M-414	DS3M-552	552.00	184	DSLVL-S3M-552
DS3M-417	417.00	139	DSLVL-S3M-417	DS3M-558	558.00	186	DSLVL-S3M-558
DS3M-420	420.00	140	DSLVL-S3M-420	DS3M-564	564.00	188	DSLVL-S3M-564

DS3M



Dual Dura-Sure Torque



* Timing belt numbers are the width and base ex. **D60-S3M-300**

* Length is O.C. in Millimeters

* Standard Widths Include:


6mm, 10mm, 15mm

DS3M-573	573.00	191	DSLVS3M-573	DS3M-750	750.00	250	DSLVS3M-750
DS3M-579	579.00	193	DSLVS3M-579	DS3M-753	753.00	251	DSLVS3M-753
DS3M-582	582.00	194	DSLVS3M-582	DS3M-756	756.00	252	DSLVS3M-756
DS3M-584	584.00	195	DSLVS3M-584	DS3M-759	759.00	253	DSLVS3M-759
DS3M-585	585.00	195	DSLVS3M-585	DS3M-762	762.00	254	DSLVS3M-762
DS3M-588	588.00	196	DSLVS3M-588	DS3M-765	765.00	255	DSLVS3M-765
DS3M-591	591.00	197	DSLVS3M-591	DS3M-774	774.00	258	DSLVS3M-774
DS3M-594	594.00	198	DSLVS3M-594	DS3M-780	780.00	260	DSLVS3M-780
DS3M-597	597.00	199	DSLVS3M-597	DS3M-786	786.00	262	DSLVS3M-786
DS3M-600	600.00	200	DSLVS3M-600	DS3M-789	789.00	263	DSLVS3M-789
DS3M-603	603.00	201	DSLVS3M-603	DS3M-804	804.00	268	DSLVS3M-804
DS3M-609	609.00	203	DSLVS3M-609	DS3M-810	810.00	270	DSLVS3M-810
DS3M-612	612.00	204	DSLVS3M-612	DS3M-819	819.00	273	DSLVS3M-819
DS3M-621	621.00	207	DSLVS3M-621	DS3M-825	825.00	275	DSLVS3M-825
DS3M-630	630.00	210	DSLVS3M-630	DS3M-837	837.00	279	DSLVS3M-837
DS3M-633	633.00	211	DSLVS3M-633	DS3M-852	852.00	284	DSLVS3M-852
DS3M-645	645.00	215	DSLVS3M-645	DS3M-858	858.00	286	DSLVS3M-858
DS3M-648	648.00	216	DSLVS3M-648	DS3M-879	879.00	293	DSLVS3M-879
DS3M-657	657.00	219	DSLVS3M-657	DS3M-882	882.00	294	DSLVS3M-882
DS3M-660	660.00	220	DSLVS3M-660	DS3M-888	888.00	296	DSLVS3M-888
DS3M-663	663.00	221	DSLVS3M-663	DS3M-894	894.00	298	DSLVS3M-894
DS3M-666	666.00	222	DSLVS3M-666	DS3M-897	897.00	299	DSLVS3M-897
DS3M-672	672.00	224	DSLVS3M-672	DS3M-900	900.00	300	DSLVS3M-900
DS3M-675	675.00	225	DSLVS3M-675	DS3M-909	909.00	303	DSLVS3M-909
DS3M-681	681.00	227	DSLVS3M-681	DS3M-918	918.00	306	DSLVS3M-918
DS3M-687	687.00	229	DSLVS3M-687	DS3M-927	927.00	309	DSLVS3M-927
DS3M-690	690.00	230	DSLVS3M-690	DS3M-936	936.00	312	DSLVS3M-936
DS3M-699	699.00	233	DSLVS3M-699	DS3M-954	954.00	318	DSLVS3M-954
DS3M-720	720.00	240	DSLVS3M-720	DS3M-999	999.00	333	DSLVS3M-999
DS3M-726	726.00	242	DSLVS3M-726	DS3M-1005	1005.00	335	DSLVS3M-1005
DS3M-738	738.00	246	DSLVS3M-738	DS3M-1014	1014.00	338	DSLVS3M-1014
DS3M-741	741.00	247	DSLVS3M-741	DS3M-1035	1035.00	345	DSLVS3M-1035

DS3M



Dual Dura-Sure Torque



* Timing belt numbers are the width and base ex. **D60-S4.5M-315**


* Length is O.C. in Millimeters

* Standard Widths Include:

6mm, 7.5mm, 10mm, 15mm

DS4.5M-315	315.00	70	DSLVS4.5M-315	DS5M-300	300.00	60	DSLVS5M-300
DS4.5M-329	329.00	73	DSLVS4.5M-329	DS5M-320	320.00	64	DSLVS5M-320
DS4.5M-333	333.00	74	DSLVS4.5M-333	DS5M-325	325.00	65	DSLVS5M-325
DS4.5M-338	338.00	75	DSLVS4.5M-338	DS5M-350	350.00	70	DSLVS5M-350
DS4.5M-342	342.00	76	DSLVS4.5M-342	DS5M-360	360.00	72	DSLVS5M-360
DS4.5M-347	347.00	77	DSLVS4.5M-347	DS5M-370	370.00	74	DSLVS5M-370
DS4.5M-351	351.00	78	DSLVS4.5M-351	DS5M-375	375.00	75	DSLVS5M-375
DS4.5M-360	360.00	80	DSLVS4.5M-360	DS5M-385	385.00	77	DSLVS5M-385
DS4.5M-369	369.00	82	DSLVS4.5M-369	DS5M-390	390.00	78	DSLVS5M-390
DS4.5M-378	378.00	84	DSLVS4.5M-378	DS5M-400	400.00	80	DSLVS5M-400
DS4.5M-396	396.00	88	DSLVS4.5M-396	DS5M-405	405.00	81	DSLVS5M-405
DS4.5M-414	414.00	92	DSLVS4.5M-414	DS5M-410	410.00	82	DSLVS5M-410
DS4.5M-450	450.00	100	DSLVS4.5M-450	DS5M-415	415.00	83	DSLVS5M-415
DS4.5M-468	468.00	104	DSLVS4.5M-468	DS5M-420	420.00	84	DSLVS5M-420
DS4.5M-491	491.00	109	DSLVS4.5M-491	DS5M-425	425.00	85	DSLVS5M-425
DS4.5M-500	500.00	111	DSLVS4.5M-500	DS5M-435	435.00	87	DSLVS5M-435
DS4.5M-504	504.00	112	DSLVS4.5M-504	DS5M-440	440.00	88	DSLVS5M-440
DS4.5M-513	513.00	114	DSLVS4.5M-513	DS5M-445	445.00	89	DSLVS5M-445
DS4.5M-518	518.00	115	DSLVS4.5M-518	DS5M-450	450.00	90	DSLVS5M-450
DS4.5M-558	558.00	124	DSLVS4.5M-558	DS5M-460	460.00	92	DSLVS5M-460
DS4.5M-612	612.00	136	DSLVS4.5M-612	DS5M-465	465.00	93	DSLVS5M-465
DS4.5M-617	617.00	137	DSLVS4.5M-617	DS5M-475	475.00	95	DSLVS5M-475
DS4.5M-630	630.00	140	DSLVS4.5M-630	DS5M-490	490.00	98	DSLVS5M-490
DS4.5M-653	653.00	145	DSLVS4.5M-653	DS5M-500	500.00	100	DSLVS5M-500
DS4.5M-801	801.00	178	DSLVS4.5M-801	DS5M-515	515.00	103	DSLVS5M-515
DS4.5M-842	842.00	187	DSLVS4.5M-842	DS5M-520	520.00	104	DSLVS5M-520
DS4.5M-864	864.00	192	DSLVS4.5M-864	DS5M-525	525.00	105	DSLVS5M-525
DS4.5M-904	904.00	201	DSLVS4.5M-904	DS5M-530	530.00	106	DSLVS5M-530
DS4.5M-905	905.00	201	DSLVS4.5M-905	DS5M-535	535.00	107	DSLVS5M-535
DS4.5M-932	932.00	207	DSLVS4.5M-932	DS5M-545	545.00	109	DSLVS5M-545
DS4.5M-1800	1800.00	400	DSLVS4.5M-1800	DS5M-550	550.00	110	DSLVS5M-550
				DS5M-555	555.00	111	DSLVS5M-555

DS4.5M DS5M



Dual Dura-Sure Torque



* Timing belt numbers are the width and base ex. **D100-S5M-620**

* Length is O.C. in Millimeters

* Standard Widths Include:


10mm, 15mm, 20mm, 25mm

DS5M-560	560.00	112	DSLVS5M-560	DS5M-810	810.00	162	DSLVS5M-810
DS5M-565	565.00	113	DSLVS5M-565	DS5M-815	815.00	163	DSLVS5M-815
DS5M-575	575.00	115	DSLVS5M-575	DS5M-830	830.00	166	DSLVS5M-830
DS5M-590	590.00	118	DSLVS5M-590	DS5M-835	835.00	167	DSLVS5M-835
DS5M-595	595.00	119	DSLVS5M-595	DS5M-845	845.00	169	DSLVS5M-845
DS5M-600	600.00	120	DSLVS5M-600	DS5M-850	850.00	170	DSLVS5M-850
DS5M-615	615.00	123	DSLVS5M-615	DS5M-860	860.00	172	DSLVS5M-860
DS5M-620	620.00	124	DSLVS5M-620	DS5M-870	870.00	174	DSLVS5M-870
DS5M-625	625.00	125	DSLVS5M-625	DS5M-880	880.00	176	DSLVS5M-880
DS5M-640	640.00	128	DSLVS5M-640	DS5M-890	890.00	178	DSLVS5M-890
DS5M-645	645.00	129	DSLVS5M-645	DS5M-900	900.00	180	DSLVS5M-900
DS5M-650	650.00	130	DSLVS5M-650	DS5M-925	925.00	185	DSLVS5M-925
DS5M-655	655.00	131	DSLVS5M-655	DS5M-935	935.00	187	DSLVS5M-935
DS5M-665	665.00	133	DSLVS5M-665	DS5M-940	940.00	188	DSLVS5M-940
DS5M-670	670.00	134	DSLVS5M-670	DS5M-945	945.00	189	DSLVS5M-945
DS5M-675	675.00	135	DSLVS5M-675	DS5M-950	950.00	190	DSLVS5M-950
DS5M-680	680.00	136	DSLVS5M-680	DS5M-975	975.00	195	DSLVS5M-975
DS5M-685	685.00	137	DSLVS5M-685	DS5M-980	980.00	196	DSLVS5M-980
DS5M-690	690.00	138	DSLVS5M-690	DS5M-1000	1000.00	200	DSLVS5M-1000
DS5M-695	695.00	139	DSLVS5M-695	DS5M-1025	1025.00	205	DSLVS5M-1025
DS5M-700	700.00	140	DSLVS5M-700	DS5M-1040	1040.00	208	DSLVS5M-1040
DS5M-710	710.00	142	DSLVS5M-710	DS5M-1045	1045.00	209	DSLVS5M-1045
DS5M-720	720.00	144	DSLVS5M-720	DS5M-1050	1050.00	210	DSLVS5M-1050
DS5M-725	725.00	145	DSLVS5M-725	DS5M-1055	1055.00	211	DSLVS5M-1055
DS5M-730	730.00	146	DSLVS5M-730	DS5M-1085	1085.00	217	DSLVS5M-1085
DS5M-740	740.00	148	DSLVS5M-740	DS5M-1090	1090.00	218	DSLVS5M-1090
DS5M-750	750.00	150	DSLVS5M-750	DS5M-1100	1100.00	220	DSLVS5M-1100
DS5M-765	765.00	153	DSLVS5M-765	DS5M-1105	1105.00	221	DSLVS5M-1105
DS5M-775	775.00	155	DSLVS5M-775	DS5M-1115	1115.00	223	DSLVS5M-1115
DS5M-780	780.00	156	DSLVS5M-780	DS5M-1120	1120.00	224	DSLVS5M-1120
DS5M-790	790.00	158	DSLVS5M-790	DS5M-1125	1125.00	225	DSLVS5M-1125
DS5M-800	800.00	160	DSLVS5M-800	DS5M-1135	1135.00	227	DSLVS5M-1135

DS5M



Dual Dura-Sure Torque



* Timing belt numbers are the width and base ex. **D100-S8M-352**


* Length is O.C. in Millimeters

* Standard Widths Include:

15mm, 25mm, 40mm, 60mm

DS5M-1145	1145.00	229	DSLVS5M-1145	DS8M-352	352.00	44	DSLVS8M-352
DS5M-1150	1150.00	230	DSLVS5M-1150	DS8M-376	376.00	47	DSLVS8M-376
DS5M-1160	1160.00	232	DSLVS5M-1160	DS8M-384	384.00	48	DSLVS8M-384
DS5M-1165	1165.00	233	DSLVS5M-1165	DS8M-392	392.00	49	DSLVS8M-392
DS5M-1175	1175.00	235	DSLVS5M-1175	DS8M-400	400.00	50	DSLVS8M-400
DS5M-1195	1195.00	239	DSLVS5M-1195	DS8M-424	424.00	53	DSLVS8M-424
DS5M-1200	1200.00	240	DSLVS5M-1200	DS8M-440	440.00	55	DSLVS8M-440
DS5M-1225	1225.00	245	DSLVS5M-1225	DS8M-464	464.00	58	DSLVS8M-464
DS5M-1250	1250.00	250	DSLVS5M-1250	DS8M-480	480.00	60	DSLVS8M-480
DS5M-1270	1270.00	254	DSLVS5M-1270	DS8M-496	496.00	62	DSLVS8M-496
DS5M-1275	1275.00	255	DSLVS5M-1275	DS8M-512	512.00	64	DSLVS8M-512
DS5M-1295	1295.00	259	DSLVS5M-1295	DS8M-520	520.00	65	DSLVS8M-520
DS5M-1350	1350.00	270	DSLVS5M-1350	DS8M-528	528.00	66	DSLVS8M-528
DS5M-1380	1380.00	276	DSLVS5M-1380	DS8M-552	552.00	69	DSLVS8M-552
DS5M-1400	1400.00	280	DSLVS5M-1400	DS8M-560	560.00	70	DSLVS8M-560
DS5M-1420	1420.00	284	DSLVS5M-1420	DS8M-576	576.00	72	DSLVS8M-576
DS5M-1475	1475.00	295	DSLVS5M-1475	DS8M-584	584.00	73	DSLVS8M-584
DS5M-1500	1500.00	300	DSLVS5M-1500	DS8M-600	600.00	75	DSLVS8M-600
DS5M-1505	1505.00	301	DSLVS5M-1505	DS8M-616	616.00	77	DSLVS8M-616
DS5M-1530	1530.00	306	DSLVS5M-1530	DS8M-624	624.00	78	DSLVS8M-624
DS5M-1550	1550.00	310	DSLVS5M-1550	DS8M-632	632.00	79	DSLVS8M-632
DS5M-1585	1585.00	317	DSLVS5M-1585	DS8M-640	640.00	80	DSLVS8M-640
DS5M-1595	1595.00	319	DSLVS5M-1595	DS8M-656	656.00	82	DSLVS8M-656
DS5M-1605	1605.00	321	DSLVS5M-1605	DS8M-680	680.00	85	DSLVS8M-680
DS5M-1615	1615.00	323	DSLVS5M-1615	DS8M-688	688.00	86	DSLVS8M-688
DS5M-1680	1680.00	336	DSLVS5M-1680	DS8M-696	696.00	87	DSLVS8M-696
DS5M-1685	1685.00	337	DSLVS5M-1685	DS8M-704	704.00	88	DSLVS8M-704
DS5M-1690	1690.00	338	DSLVS5M-1690	DS8M-712	712.00	89	DSLVS8M-712
DS5M-1695	1695.00	339	DSLVS5M-1695	DS8M-720	720.00	90	DSLVS8M-720
DS5M-1700	1700.00	340	DSLVS5M-1700	DS8M-728	728.00	91	DSLVS8M-728
DS5M-1715	1715.00	343	DSLVS5M-1715	DS8M-736	736.00	92	DSLVS8M-736
DS5M-1745	1745.00	349	DSLVS5M-1745	DS8M-752	752.00	94	DSLVS8M-752

DS8M



Dual Dura-Sure Torque



* Timing belt numbers are the width and base ex. **D100-S8M-352**

* Length is O.C. in Millimeters

* Standard Widths Include:


15mm, 25mm, 40mm, 60mm

DS8M-760	760.00	95	DSLVS8M-760	DS8M-1064	1064.00	133	DSLVS8M-1064
DS8M-768	768.00	96	DSLVS8M-768	DS8M-1072	1072.00	134	DSLVS8M-1072
DS8M-776	776.00	97	DSLVS8M-776	DS8M-1080	1080.00	135	DSLVS8M-1080
DS8M-784	784.00	98	DSLVS8M-784	DS8M-1096	1096.00	137	DSLVS8M-1096
DS8M-792	792.00	99	DSLVS8M-792	DS8M-1104	1104.00	138	DSLVS8M-1104
DS8M-800	800.00	100	DSLVS8M-800	DS8M-1112	1112.00	139	DSLVS8M-1112
DS8M-824	824.00	103	DSLVS8M-824	DS8M-1120	1120.00	140	DSLVS8M-1120
DS8M-832	832.00	104	DSLVS8M-832	DS8M-1128	1128.00	141	DSLVS8M-1128
DS8M-840	840.00	105	DSLVS8M-840	DS8M-1136	1136.00	142	DSLVS8M-1136
DS8M-848	848.00	106	DSLVS8M-848	DS8M-1144	1144.00	143	DSLVS8M-1144
DS8M-856	856.00	107	DSLVS8M-856	DS8M-1152	1152.00	144	DSLVS8M-1152
DS8M-864	864.00	108	DSLVS8M-864	DS8M-1160	1160.00	145	DSLVS8M-1160
DS8M-872	872.00	109	DSLVS8M-872	DS8M-1168	1168.00	146	DSLVS8M-1168
DS8M-880	880.00	110	DSLVS8M-880	DS8M-1176	1176.00	147	DSLVS8M-1176
DS8M-888	888.00	111	DSLVS8M-888	DS8M-1184	1184.00	148	DSLVS8M-1184
DS8M-896	896.00	112	DSLVS8M-896	DS8M-1192	1192.00	149	DSLVS8M-1192
DS8M-912	912.00	114	DSLVS8M-912	DS8M-1200	1200.00	150	DSLVS8M-1200
DS8M-920	920.00	115	DSLVS8M-920	DS8M-1208	1208.00	151	DSLVS8M-1208
DS8M-928	928.00	116	DSLVS8M-928	DS8M-1216	1216.00	152	DSLVS8M-1216
DS8M-936	936.00	117	DSLVS8M-936	DS8M-1224	1224.00	153	DSLVS8M-1224
DS8M-944	944.00	118	DSLVS8M-944	DS8M-1240	1240.00	155	DSLVS8M-1240
DS8M-952	952.00	119	DSLVS8M-952	DS8M-1248	1248.00	156	DSLVS8M-1248
DS8M-960	960.00	120	DSLVS8M-960	DS8M-1256	1256.00	157	DSLVS8M-1256
DS8M-976	976.00	122	DSLVS8M-976	DS8M-1264	1264.00	158	DSLVS8M-1264
DS8M-984	984.00	123	DSLVS8M-984	DS8M-1272	1272.00	159	DSLVS8M-1272
DS8M-992	992.00	124	DSLVS8M-992	DS8M-1280	1280.00	160	DSLVS8M-1280
DS8M-1000	1000.00	125	DSLVS8M-1000	DS8M-1296	1296.00	162	DSLVS8M-1296
DS8M-1008	1008.00	126	DSLVS8M-1008	DS8M-1304	1304.00	163	DSLVS8M-1304
DS8M-1024	1024.00	128	DSLVS8M-1024	DS8M-1312	1312.00	164	DSLVS8M-1312
DS8M-1032	1032.00	129	DSLVS8M-1032	DS8M-1320	1320.00	165	DSLVS8M-1320
DS8M-1040	1040.00	130	DSLVS8M-1040	DS8M-1328	1328.00	166	DSLVS8M-1328
DS8M-1056	1056.00	132	DSLVS8M-1056	DS8M-1344	1344.00	168	DSLVS8M-1344

DS8M



Dual Dura-Sure Torque



* Timing belt numbers are the width and base ex. **D100-S8M-352**


* Length is O.C. in Millimeters

* Standard Widths Include:

15mm, 25mm, 40mm, 60mm

DS8M-1352	1352.00	169	DSLVS8M-1352	DS8M-1832	1832.00	229	DSLVS8M-1832
DS8M-1360	1360.00	170	DSLVS8M-1360	DS8M-1840	1840.00	230	DSLVS8M-1840
DS8M-1384	1384.00	173	DSLVS8M-1384	DS8M-1880	1880.00	235	DSLVS8M-1880
DS8M-1392	1392.00	174	DSLVS8M-1392	DS8M-1896	1896.00	237	DSLVS8M-1896
DS8M-1400	1400.00	175	DSLVS8M-1400	DS8M-1904	1904.00	238	DSLVS8M-1904
DS8M-1408	1408.00	176	DSLVS8M-1408	DS8M-1912	1912.00	239	DSLVS8M-1912
DS8M-1424	1424.00	178	DSLVS8M-1424	DS8M-1936	1936.00	242	DSLVS8M-1936
DS8M-1440	1440.00	180	DSLVS8M-1440	DS8M-1952	1952.00	244	DSLVS8M-1952
DS8M-1480	1480.00	185	DSLVS8M-1480	DS8M-1960	1960.00	245	DSLVS8M-1960
DS8M-1488	1488.00	186	DSLVS8M-1488	DS8M-2000	2000.00	250	DSLVS8M-2000
DS8M-1512	1512.00	189	DSLVS8M-1512	DS8M-2032	2032.00	254	DSLVS8M-2032
DS8M-1520	1520.00	190	DSLVS8M-1520	DS8M-2040	2040.00	255	DSLVS8M-2040
DS8M-1552	1552.00	194	DSLVS8M-1552	DS8M-2048	2048.00	256	DSLVS8M-2048
DS8M-1576	1576.00	197	DSLVS8M-1576	DS8M-2064	2064.00	258	DSLVS8M-2064
DS8M-1600	1600.00	200	DSLVS8M-1600	DS8M-2080	2080.00	260	DSLVS8M-2080
DS8M-1608	1608.00	201	DSLVS8M-1608	DS8M-2104	2104.00	263	DSLVS8M-2104
DS8M-1616	1616.00	202	DSLVS8M-1616	DS8M-2120	2120.00	265	DSLVS8M-2120
DS8M-1624	1624.00	203	DSLVS8M-1624	DS8M-2160	2160.00	270	DSLVS8M-2160
DS8M-1632	1632.00	204	DSLVS8M-1632	DS8M-2200	2200.00	275	DSLVS8M-2200
DS8M-1640	1640.00	205	DSLVS8M-1640	DS8M-2240	2240.00	280	DSLVS8M-2240
DS8M-1648	1648.00	206	DSLVS8M-1648	DS8M-2248	2248.00	281	DSLVS8M-2248
DS8M-1664	1664.00	208	DSLVS8M-1664	DS8M-2272	2272.00	284	DSLVS8M-2272
DS8M-1680	1680.00	210	DSLVS8M-1680	DS8M-2304	2304.00	288	DSLVS8M-2304
DS8M-1696	1696.00	212	DSLVS8M-1696	DS8M-2384	2384.00	298	DSLVS8M-2384
DS8M-1728	1728.00	216	DSLVS8M-1728	DS8M-2392	2392.00	299	DSLVS8M-2392
DS8M-1760	1760.00	220	DSLVS8M-1760	DS8M-2400	2400.00	300	DSLVS8M-2400
DS8M-1776	1776.00	222	DSLVS8M-1776	DS8M-2456	2456.00	307	DSLVS8M-2456
DS8M-1784	1784.00	223	DSLVS8M-1784	DS8M-2496	2496.00	312	DSLVS8M-2496
DS8M-1792	1792.00	224	DSLVS8M-1792	DS8M-2600	2600.00	325	DSLVS8M-2600
DS8M-1800	1800.00	225	DSLVS8M-1800	DS8M-2800	2800.00	350	DSLVS8M-2800
DS8M-1816	1816.00	227	DSLVS8M-1816	DS8M-2832	2832.00	354	DSLVS8M-2832
DS8M-1824	1824.00	228	DSLVS8M-1824	DS8M-2848	2848.00	356	DSLVS8M-2848

DS8M



Dual Dura-Sure Torque



* Timing belt numbers are the width and base ex. **D400-S14M-966**

* Length is O.C. in Millimeters

* Standard Widths Include:

40mm, 60mm, 80mm, 100mm, 120mm

DS14M-966	966.00	69	DSLVL-S14M-966	DS14M-3150	3150.00	225	DSLVL-S14M-3150
DS14M-1008	1008.00	72	DSLVL-S14M-1008	DS14M-3248	3248.00	232	DSLVL-S14M-3248
DS14M-1120	1120.00	80	DSLVL-S14M-1120	DS14M-3500	3500.00	250	DSLVL-S14M-3500
DS14M-1190	1190.00	85	DSLVL-S14M-1190	DS14M-3556	3556.00	254	DSLVL-S14M-3556
DS14M-1246	1246.00	89	DSLVL-S14M-1246	DS14M-3850	3850.00	275	DSLVL-S14M-3850
DS14M-1288	1288.00	92	DSLVL-S14M-1288	DS14M-4004	4004.00	286	DSLVL-S14M-4004
DS14M-1400	1400.00	100	DSLVL-S14M-1400	DS14M-4060	4060.00	290	DSLVL-S14M-4060
DS14M-1456	1456.00	104	DSLVL-S14M-1456	DS14M-4326	4326.00	309	DSLVL-S14M-4326
DS14M-1512	1512.00	108	DSLVL-S14M-1512	DS14M-4508	4508.00	322	DSLVL-S14M-4508
DS14M-1540	1540.00	110	DSLVL-S14M-1540	DS14M-5012	5012.00	358	DSLVL-S14M-5012
DS14M-1610	1610.00	115	DSLVL-S14M-1610				
DS14M-1652	1652.00	118	DSLVL-S14M-1652				
DS14M-1708	1708.00	122	DSLVL-S14M-1708				
DS14M-1750	1750.00	125	DSLVL-S14M-1750				
DS14M-1778	1778.00	127	DSLVL-S14M-1778				
DS14M-1806	1806.00	129	DSLVL-S14M-1806				
DS14M-1890	1890.00	135	DSLVL-S14M-1890				
DS14M-1904	1904.00	136	DSLVL-S14M-1904				
DS14M-1932	1932.00	138	DSLVL-S14M-1932				
DS14M-1960	1960.00	140	DSLVL-S14M-1960				
DS14M-2002	2002.00	143	DSLVL-S14M-2002				
DS14M-2100	2100.00	150	DSLVL-S14M-2100				
DS14M-2198	2198.00	157	DSLVL-S14M-2198				
DS14M-2240	2240.00	160	DSLVL-S14M-2240				
DS14M-2310	2310.00	165	DSLVL-S14M-2310				
DS14M-2380	2380.00	170	DSLVL-S14M-2380				
DS14M-2450	2450.00	175	DSLVL-S14M-2450				
DS14M-2506	2506.00	179	DSLVL-S14M-2506				
DS14M-2590	2590.00	185	DSLVL-S14M-2590				
DS14M-2660	2660.00	190	DSLVL-S14M-2660				
DS14M-2800	2800.00	200	DSLVL-S14M-2800				
DS14M-2940	2940.00	210	DSLVL-S14M-2940				

DS14M





Dual Dura-Precision

D&D DUAL DURA-PRECISION TORQUE belts meet or exceed USA RMA published ratings levels. They are manufactured to perform at identical or higher levels than all major US manufacturer's belts of the same type. They offer a dependable, economical and hassle-free alternative to chain drives.

DUAL DURA-PRECISION TORQUE synchronous belts feature a dual sided RPP tooth profile. Double sided timing belts offer power transmission from both sides, and are often used in reversing and serpentine applications. They are manufactured with a heavy duty, woven, nylon based fabric tooth covering. The backing is precisely ground for smooth uniform running. The helically wound tensile cords are engineered, twisted and chemically set stranded fiberglass material. They are made with a high temperature chloroprene polymer throughout the belt, and are proven through thousands of hours of customer use to be durable and dependable. They are engineered for high-torque synchronous drives.

All DUAL DURA-PRECISION TORQUE timing belts are manufactured using the latest in synchronous belt technology.





Dual Dura-Precision



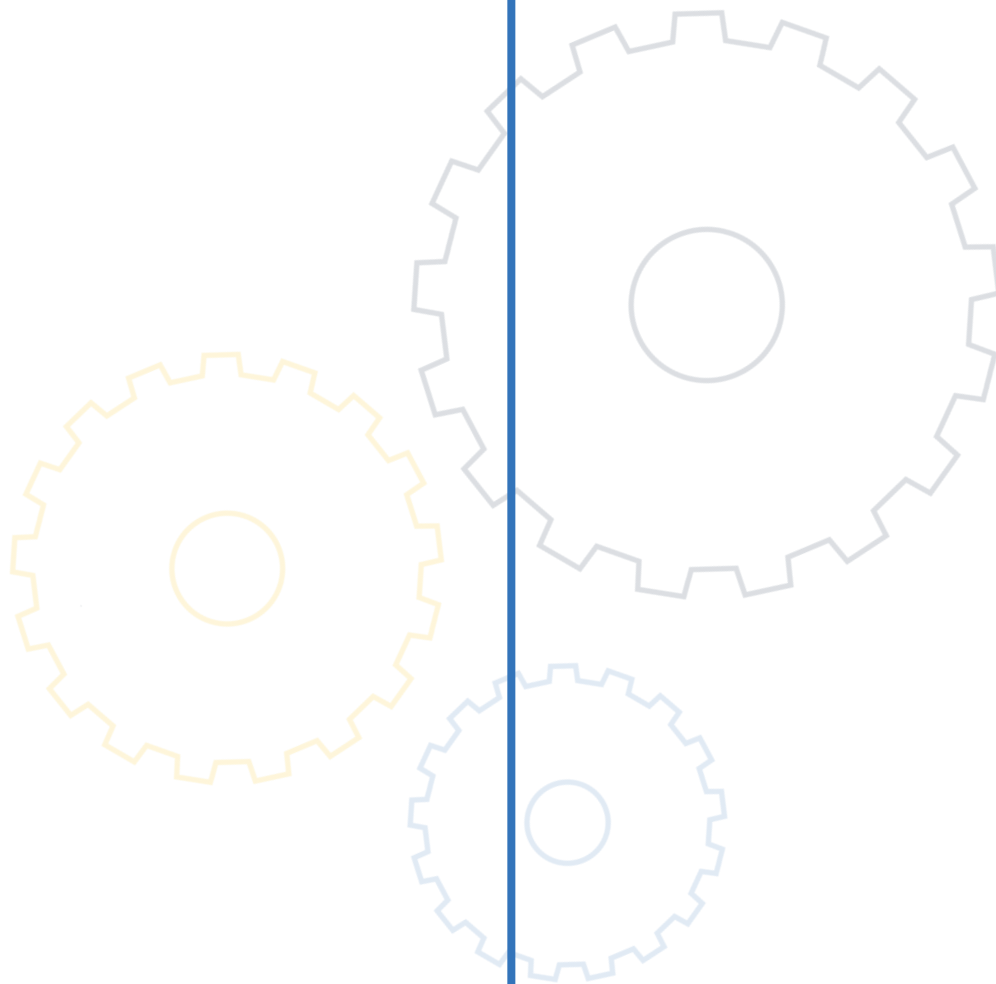
* Timing belt numbers are the base and width ex. **D245-P5M-06**

* Length is O.C. in Millimeters

* Standard Widths Include:


9mm, 15mm, 25mm

D368-P2M	368.00	184	D368-P2M-SLV	D330-P3M	330.00	110	D330-P3M-SLV
D1182-P2M	1182.00	591	D1182-P2M-SLV	D405-P3M	405.00	135	D405-P3M-SLV
				D564-P3M	564.00	188	D564-P3M-SLV
				D699-P3M	699.00	233	D699-P3M-SLV





Dual Dura-Precision



* Timing belt numbers are the base and width ex. **D376-P8M-12**


* Length is O.C. in Millimeters

* Standard Widths Include:

12mm, 20mm, 22mm, 30mm, 35mm, 50mm, 60mm, 85mm

D245-P5M	245.00	49	D245-P5M-SLV	D770-P5M	770.00	154	D770-P5M-SLV
D300-P5M	300.00	60	D300-P5M-SLV	D800-P5M	800.00	160	D800-P5M-SLV
D310-P5M	310.00	62	D310-P5M-SLV	D800-P8M	800.00	160	D800-P8M-SLV
D325-P5M	325.00	65	D325-P5M-SLV	D850-P5M	850.00	170	D850-P5M-SLV
D385-P5M	385.00	77	D385-P5M-SLV	D880-P5M	880.00	176	D880-P5M-SLV
D400-P5M	400.00	80	D400-P5M-SLV	D920-P5M	920.00	184	D920-P5M-SLV
D420-P5M	420.00	84	D420-P5M-SLV	D950-P5M	950.00	190	D950-P5M-SLV
D425-P5M	425.00	85	D425-P5M-SLV	D980-P5M	980.00	196	D980-P5M-SLV
D450-P5M	450.00	90	D450-P5M-SLV	D1000-P5M	1000.00	200	D1000-P5M-SLV
D460-P5M	460.00	92	D460-P5M-SLV	D1145-P5M	1145.00	229	D1145-P5M-SLV
D465-P5M	465.00	93	D465-P5M-SLV	D1210-P5M	1210.00	242	D1210-P5M-SLV
D475-P5M	475.00	95	D475-P5M-SLV	D1225-P5M	1225.00	245	D1225-P5M-SLV
D490-P5M	490.00	98	D490-P5M-SLV	D1330-P5M	1330.00	266	D1330-P5M-SLV
D500-P5M	500.00	100	D500-P5M-SLV	D1340-P5M	1340.00	268	D1340-P5M-SLV
D520-P5M	520.00	104	D520-P5M-SLV	D1595-P5M	1595.00	319	D1595-P5M-SLV
D535-P5M	535.00	107	D535-P5M-SLV	D1615-P5M	1615.00	323	D1615-P5M-SLV
D550-P5M	550.00	110	D550-P5M-SLV	D1675-P5M	1675.00	335	D1675-P5M-SLV
D575-P5M	575.00	115	D575-P5M-SLV	D1690-P5M	1690.00	338	D1690-P5M-SLV
D580-P5M	580.00	116	D580-P5M-SLV	D2000-P5M	2000.00	400	D2000-P5M-SLV
D615-P5M	615.00	123	D615-P5M-SLV	D2525-P5M	2525.00	505	D2525-P5M-SLV
D625-P5M	625.00	125	D625-P5M-SLV				
D635-P5M	635.00	127	D635-P5M-SLV				
D640-P5M	640.00	128	D640-P5M-SLV				
D645-P5M	645.00	129	D645-P5M-SLV				
D650-P5M	650.00	130	D650-P5M-SLV				
D670-P5M	670.00	134	D670-P5M-SLV				
D690-P5M	690.00	138	D690-P5M-SLV				
D700-P5M	700.00	140	D700-P5M-SLV				
D720-P5M	720.00	144	D720-P5M-SLV				
D740-P5M	740.00	148	D740-P5M-SLV				
D745-P5M	745.00	149	D745-P5M-SLV				
D750-P5M	750.00	150	D750-P5M-SLV				

DP5M



Dual Dura-Precision



* Timing belt numbers are the base and width ex. **D1064-P14M-20**

* Length is O.C. in Millimeters

* Standard Widths Include:

20mm, 40mm, 42mm, 55mm, 65mm, 85mm, 90mm, 115mm, 120mm,

D376-P8M	376.00	47	D376-P8M-SLV	D1248-P8M	1248.00	156	D1248-P8M-SLV
D480-P8M	480.00	60	D480-P8M-SLV	D1256-P8M	1256.00	157	D1256-P8M-SLV
D560-P8M	560.00	70	D560-P8M-SLV	D1264-P8M	1264.00	158	D1264-P8M-SLV
D600-P8M	600.00	75	D600-P8M-SLV	D1280-P8M	1280.00	160	D1280-P8M-SLV
D632-P8M	632.00	79	D632-P8M-SLV	D1344-P8M	1344.00	168	D1344-P8M-SLV
D640-P8M	640.00	80	D640-P8M-SLV	D1352-P8M	1352.00	169	D1352-P8M-SLV
D680-P8M	680.00	85	D680-P8M-SLV	D1360-P8M	1360.00	170	D1360-P8M-SLV
D712-P8M	712.00	89	D712-P8M-SLV	D1400-P8M	1400.00	175	D1400-P8M-SLV
D720-P8M	720.00	90	D720-P8M-SLV	D1440-P8M	1440.00	180	D1440-P8M-SLV
D728-P8M	728.00	91	D728-P8M-SLV	D1512-P8M	1512.00	189	D1512-P8M-SLV
D760-P8M	760.00	95	D760-P8M-SLV	D1600-P8M	1600.00	200	D1600-P8M-SLV
D840-P8M	840.00	105	D840-P8M-SLV	D1608-P8M	1608.00	201	D1608-P8M-SLV
D848-P8M	848.00	106	D848-P8M-SLV	D1640-P8M	1640.00	205	D1640-P8M-SLV
D856-P8M	856.00	107	D856-P8M-SLV	D1760-P8M	1760.00	220	D1760-P8M-SLV
D880-P8M	880.00	110	D880-P8M-SLV	D1800-P8M	1800.00	225	D1800-P8M-SLV
D896-P8M	896.00	112	D896-P8M-SLV	D1896-P8M	1896.00	237	D1896-P8M-SLV
D920-P8M	920.00	115	D920-P8M-SLV	D1904-P8M	1904.00	238	D1904-P8M-SLV
D960-P8M	960.00	120	D960-P8M-SLV	D2000-P8M	2000.00	250	D2000-P8M-SLV
D1000-P8M	1000.00	125	D1000-P8M-SLV	D1064-P14M	1064.00	76	D1064-P14M-SLV
D1016-P8M	1016.00	127	D1016-P8M-SLV	D2104-P8M	2104.00	263	D2104-P8M-SLV
D1032-P8M	1032.00	129	D1032-P8M-SLV	D1092-P14M	1092.00	78	D1092-P14M-SLV
D1040-P8M	1040.00	130	D1040-P8M-SLV	D1288-P14M	1288.00	92	D1288-P14M-SLV
D1056-P8M	1056.00	132	D1056-P8M-SLV	D1400-P14M	1400.00	100	D1400-P14M-SLV
D1080-P8M	1080.00	135	D1080-P8M-SLV	D1540-P14M	1540.00	110	D1540-P14M-SLV
D1120-P8M	1120.00	140	D1120-P8M-SLV	D1610-P14M	1610.00	115	D1610-P14M-SLV
D1128-P8M	1128.00	141	D1128-P8M-SLV	D1764-P14M	1764.00	126	D1764-P14M-SLV
D1160-P8M	1160.00	145	D1160-P8M-SLV	D1778-P14M	1778.00	127	D1778-P14M-SLV
D1168-P8M	1168.00	146	D1168-P8M-SLV	D1890-P14M	1890.00	135	D1890-P14M-SLV
D1192-P8M	1192.00	149	D1192-P8M-SLV	D1946-P14M	1946.00	139	D1946-P14M-SLV
D1200-P8M	1200.00	150	D1200-P8M-SLV	D2310-P14M	2310.00	165	D2310-P14M-SLV
D1216-P8M	1216.00	152	D1216-P8M-SLV	D2450-P14M	2450.00	175	D2450-P14M-SLV
D1224-P8M	1224.00	153	D1224-P8M-SLV	D2800-P14M	2800.00	200	D2800-P14M-SLV
				D3360-P14M	3360.00	240	D3360-P14M-SLV
				D3500-P14M	3500.00	250	D3500-P14M-SLV
				D3850-P14M	3850.00	275	D3850-P14M-SLV

DP8M DP14M





Dual Dura-Absolute

D&D DUAL DURA-ABSOLUTE TORQUE belts meet or exceed USA RMA published ratings levels. They are manufactured to perform at identical or higher levels than all major US manufacturer's belts of the same type. They offer a dependable, economical and hassle-free alternative to chain drives.

DUAL DURA-ABSOLUTE TORQUE synchronous belts feature a dual sided metric trapezoidal tooth profile. Double sided timing belts offer power transmission from both sides, and are often used in reversing and serpentine applications. They are manufactured with a heavy duty, woven, nylon based fabric tooth covering. The backing is precisely ground for smooth uniform running. The helically wound tensile cords are engineered, twisted and chemically set stranded fiberglass material. They are made with a high temperature chloroprene polymer throughout the belt, and are proven through thousands of hours of customer use to be durable and dependable.

All DUAL DURA-ABSOLUTE TORQUE timing belts are manufactured using the latest in synchronous belt technology.





Dual Dura-Absolute




* Timing belt numbers are the width and base ex. **D4AT5/410R**

* Length is O.C. in Millimeters

* Standard Widths Include:

4mm, 6mm, 8mm, 10mm, 12mm, 16mm, 20mm, 25mm, 32mm, 50mm, 75mm

DAT5/410	410.00	82	DSLVLV-AT5/410R	DAT10/600R	600.00	60	DSLVLV-AT10/600R
DAT5/480	480.00	96	DSLVLV-AT5/480R	DAT10/610R	610.00	61	DSLVLV-AT10/610R
DAT5/545	545.00	109	DSLVLV-AT5/545R	DAT10/660R	660.00	66	DSLVLV-AT10/660R
DAT5/610	610.00	122	DSLVLV-AT5/610R	DAT10/800R	800.00	80	DSLVLV-AT10/800R
DAT5/660	660.00	132	DSLVLV-AT5/660R	DAT10/1000R	1000.00	100	DSLVLV-AT10/1000R
DAT5/750	750.00	150	DSLVLV-AT5/750R	DAT10/1050R	1050.00	105	DSLVLV-AT10/1050R
DAT5/780	780.00	156	DSLVLV-AT5/780R	DAT10/1200R	1200.00	120	DSLVLV-AT10/1200R
DAT5/825	825.00	165	DSLVLV-AT5/825R	DAT10/1480R	1480.00	148	DSLVLV-AT10/1480R
DAT5/1125	1125.00	225	DSLVLV-AT5/1125R	DAT10/1500R	1500.00	150	DSLVLV-AT10/1500R
DAT5/1520	1520.00	304	DSLVLV-AT5/1520R	DAT10/1860R	1860.00	186	DSLVLV-AT10/1860R
DAT5/2200	2200.00	440	DSLVLV-AT5/2200R	DAT10/3150R	3150.00	315	DSLVLV-AT10/3150R
DAT5/3000	3000.00	600	DSLVLV-AT5/3000R	DAT10/3470R	3470.00	347	DSLVLV-AT10/3470R
DAT5/3700	3700.00	740	DSLVLV-AT5/3700R	DAT10/3550R	3550.00	355	DSLVLV-AT10/3550R
DAT5/4000	4000.00	800	DSLVLV-AT5/4000R	DAT10/3950R	3950.00	395	DSLVLV-AT10/3950R
				DAT20/1200R	1200.00	60	DSLVLV-AT20/1200R
				DAT20/1500R	1500.00	75	DSLVLV-AT20/1500R



DAT





Dual Dura-True Torque

D&D DUAL DURA-TRUE TORQUE belts meet or exceed USA RMA published ratings levels. They are manufactured to perform at identical or higher levels than all major US manufacturer's belts of the same type. They offer a dependable, economical and hassle-free alternative to chain drives.

DUAL DURA-TRUE TORQUE synchronous belts feature a dual sided metric trapezoidal tooth profile. Double sided timing belts offer power transmission from both sides, and are often used in reversing and serpentine applications. They are manufactured with a heavy duty, woven, nylon based fabric tooth covering. The backing is precisely ground for smooth uniform running. The helically wound tensile cords are engineered, twisted and chemically set stranded fiberglass material. They are made with a high temperature chloroprene polymer throughout the belt, and are proven through thousands of hours of customer use to be durable and dependable.

All DUAL DURA-TRUE TORQUE timing belts are manufactured using the latest in synchronous belt technology.





Dual Dura-True Torque



* Timing belt numbers are the width and base ex. **D4T2.5/120R**

* Length is O.C. in Millimeters

* Standard Widths Include:


4mm, 6mm, 10mm

DT2.5/120R	120.00	48	DSLVT2.5/120R	DT2.5/600R	600.00	240	DSLVT2.5/600R
DT2.5/145R	145.00	58	DSLVT2.5/145R	DT2.5/620R	620.00	248	DSLVT2.5/620R
DT2.5/160R	160.00	64	DSLVT2.5/160R	DT2.5/650R	650.00	260	DSLVT2.5/650R
DT2.5/177R	177.00	71	DSLVT2.5/177R	DT2.5/780R	780.00	312	DSLVT2.5/780R
DT2.5/177.5R	177.50	71	DSLVT2.5/177.5R	DT2.5/915R	915.00	366	DSLVT2.5/915R
DT2.5/185R	185.00	74	DSLVT2.5/185R	DT2.5/950R	950.00	380	DSLVT2.5/950R
DT2.5/187.5R	187.50	75	DSLVT2.5/187.5R	DT2.5/1070R	1070.00	428	DSLVT2.5/1070R
DT2.5/200R	200.00	80	DSLVT2.5/200R	DT2.5/1185R	1185.00	474	DSLVT2.5/1185R
DT2.5/210R	210.00	84	DSLVT2.5/210R	DT2.5/1295R	1295.00	518	DSLVT2.5/1295R
DT2.5/220R	220.00	88	DSLVT2.5/220R				
DT2.5/230R	230.00	92	DSLVT2.5/230R				
DT2.5/232.5R	232.50	93	DSLVT2.5/232.5R				
DT2.5/245R	245.00	98	DSLVT2.5/245R				
DT2.5/265R	265.00	106	DSLVT2.5/265R				
DT2.5/277R	277.00	111	DSLVT2.5/277R				
DT2.5/285R	285.00	114	DSLVT2.5/285R				
DT2.5/287.5R	287.50	115	DSLVT2.5/287.5R				
DT2.5/290R	290.00	116	DSLVT2.5/290R				
DT2.5/300R	300.00	120	DSLVT2.5/300R				
DT2.5/305R	305.00	122	DSLVT2.5/305R				
DT2.5/317R	317.00	127	DSLVT2.5/317R				
DT2.5/317.5R	317.50	127	DSLVT2.5/317.5R				
DT2.5/330R	330.00	132	DSLVT2.5/330R				
DT2.5/335R	335.00	134	DSLVT2.5/335R				
DT2.5/342R	342.00	137	DSLVT2.5/342R				
DT2.5/347.5R	347.50	139	DSLVT2.5/347.5R				
DT2.5/380R	380.00	152	DSLVT2.5/380R				
DT2.5/420R	420.00	168	DSLVT2.5/420R				
DT2.5/465R	465.00	186	DSLVT2.5/465R				
DT2.5/480R	480.00	192	DSLVT2.5/480R				
DT2.5/500R	500.00	200	DSLVT2.5/500R				
DT2.5/540R	540.00	216	DSLVT2.5/540R				

DT2.5



Dual Dura-True Torque



* Timing belt numbers are the width and base ex. **D4T5/135R**


* Length is O.C. in Millimeters

* Standard Widths Include:

4mm, 6mm, 8mm, 10mm, 12mm, 16mm, 20mm, 25mm, 32mm,

DT5/135	135.00	27	DSLVL-T5/135R	DT5/390R	390.00	78	DSLVL-T5/390R
DT5/150	150.00	30	DSLVL-T5/150R	DT5/400R	400.00	80	DSLVL-T5/400R
DT5/165	165.00	33	DSLVL-T5/165R	DT5/410R	410.00	82	DSLVL-T5/410R
DT5/185	185.00	37	DSLVL-T5/185R	DT5/420R	420.00	84	DSLVL-T5/420R
DT5/200	200.00	40	DSLVL-T5/200R	DT5/425R	425.00	85	DSLVL-T5/425R
DT5/210	210.00	42	DSLVL-T5/210R	DT5/430	430.00	86	DSLVL-T5/430R
DT5/215	215.00	43	DSLVL-T5/215R	DT5/435R	435.00	87	DSLVL-T5/435R
DT5/220	220.00	44	DSLVL-T5/220R	DT5/440	440.00	88	DSLVL-T5/440R
DT5/225	225.00	45	DSLVL-T5/225R	DT5/445	445.00	89	DSLVL-T5/445R
DT5/230	230.00	46	DSLVL-T5/230R	DT5/450R	450.00	90	DSLVL-T5/450R
DT5/240	240.00	48	DSLVL-T5/240R	DT5/455R	455.00	91	DSLVL-T5/455R
DT5/245	245.00	49	DSLVL-T5/245R	DT5/460R	460.00	92	DSLVL-T5/460R
DT5/250	250.00	50	DSLVL-T5/250R	DT5/475R	475.00	95	DSLVL-T5/475R
DT5/255	255.00	51	DSLVL-T5/255R	DT5/480R	480.00	96	DSLVL-T5/480R
DT5/260	260.00	52	DSLVL-T5/260R	DT5/490R	490.00	98	DSLVL-T5/490R
DT5/270	270.00	54	DSLVL-T5/270R	DT5/500R	500.00	100	DSLVL-T5/500R
DT5/275	275.00	55	DSLVL-T5/275R	DT5/510R	510.00	102	DSLVL-T5/510R
DT5/280	280.00	56	DSLVL-T5/280R	DT5/515	515.00	103	DSLVL-T5/515R
DT5/290	290.00	58	DSLVL-T5/290R	DT5/525R	525.00	105	DSLVL-T5/525R
DT5/295	295.00	59	DSLVL-T5/295R	DT5/530R	530.00	106	DSLVL-T5/530R
DT5/300	300.00	60	DSLVL-T5/300R	DT5/545R	545.00	109	DSLVL-T5/545R
DT5/305	305.00	61	DSLVL-T5/305R	DT5/550R	550.00	110	DSLVL-T5/550R
DT5/320	320.00	64	DSLVL-T5/320R	DT5/560R	560.00	112	DSLVL-T5/560R
DT5/325	325.00	65	DSLVL-T5/325R	DT5/570R	570.00	114	DSLVL-T5/570R
DT5/330	330.00	66	DSLVL-T5/330R	DT5/575R	575.00	115	DSLVL-T5/575R
DT5/340	340.00	68	DSLVL-T5/340R	DT5/590R	590.00	118	DSLVL-T5/590R
DT5/350	350.00	70	DSLVL-T5/350R	DT5/600R	600.00	120	DSLVL-T5/600R
DT5/355	355.00	71	DSLVL-T5/355R	DT5/610R	610.00	122	DSLVL-T5/610R
DT5/360	360.00	72	DSLVL-T5/360R	DT5/620R	620.00	124	DSLVL-T5/620R
DT5/365R	365.00	73	DSLVL-T5/365R	DT5/625	625.00	125	DSLVL-T5/625R
DT5/375	375.00	75	DSLVL-T5/375R	DT5/630R	630.00	126	DSLVL-T5/630R
DT5/380R	380.00	76	DSLVL-T5/380R	DT5/635R	635.00	127	DSLVL-T5/635R

DT5



Dual Dura-True Torque



* Timing belt numbers are the width and base ex. **D4T10/160R**

* Length is O.C. in Millimeters


* Standard Widths Include:

10mm, 12mm, 14mm, 16mm, 20mm, 25mm, 32mm, 50mm, 75mm,

DT5/640	640.00	128	DSLVT-5/640R	DT10/160	160.00	16	DSLVT-10/160R
DT5/650R	650.00	130	DSLVT-5/650R	DT10/260	260.00	26	DSLVT-10/260R
DT5/660R	660.00	132	DSLVT-5/660R	DT10/320	320.00	32	DSLVT-10/320R
DT5/675R	675.00	135	DSLVT-5/675R	DT10/340	340.00	34	DSLVT-10/340R
DT5/690R	690.00	138	DSLVT-5/690R	DT10/350	350.00	35	DSLVT-10/350R
DT5/700R	700.00	140	DSLVT-5/700R	DT10/370R	370.00	37	DSLVT-10/370R
DT5/720R	720.00	144	DSLVT-5/720R	DT10/400R	400.00	40	DSLVT-10/400R
DT5/725R	725.00	145	DSLVT-5/725R	DT10/410	410.00	41	DSLVT-10/410R
DT5/740R	740.00	148	DSLVT-5/740R	DT10/440R	440.00	44	DSLVT-10/440R
DT5/750R	750.00	150	DSLVT-5/750R	DT10/450	450.00	45	DSLVT-10/450R
DT5/780R	780.00	156	DSLVT-5/780R	DT10/460R	460.00	46	DSLVT-10/460R
DT5/800R	800.00	160	DSLVT-5/800R	DT10/480R	480.00	48	DSLVT-10/480R
DT5/815R	815.00	163	DSLVT-5/815R	DT10/490	490.00	49	DSLVT-10/490R
DT5/830	830.00	166	DSLVT-5/830R	DT10/500R	500.00	50	DSLVT-10/500R
DT5/840	840.00	168	DSLVT-5/840R	DT10/510R	510.00	51	DSLVT-10/510R
DT5/850	850.00	170	DSLVT-5/850R	DT10/530R	530.00	53	DSLVT-10/530R
DT5/860	860.00	172	DSLVT-5/860R	DT10/550	550.00	55	DSLVT-10/550R
DT5/900R	900.00	180	DSLVT-5/900R	DT10/560R	560.00	56	DSLVT-10/560R
DT5/910R	910.00	182	DSLVT-5/910R	DT10/570R	570.00	57	DSLVT-10/570R
DT5/920R	920.00	184	DSLVT-5/920R	DT10/600R	600.00	60	DSLVT-10/600R
DT5/940R	940.00	188	DSLVT-5/940R	DT10/610R	610.00	61	DSLVT-10/610R
DT5/980R	980.00	196	DSLVT-5/980R	DT10/630R	630.00	63	DSLVT-10/630R
DT5/990R	990.00	198	DSLVT-5/990R	DT10/640R	640.00	64	DSLVT-10/640R
DT5/1000R	1000.00	200	DSLVT-5/1000R	DT10/650R	650.00	65	DSLVT-10/650R
DT5/1020R	1020.00	204	DSLVT-5/1020R	DT10/660R	660.00	66	DSLVT-10/660R
DT5/1030R	1030.00	206	DSLVT-5/1030R	DT10/690R	690.00	69	DSLVT-10/690R
DT5/1035R	1035.00	207	DSLVT-5/1035R	DT10/700R	700.00	70	DSLVT-10/700R
DT5/1050R	1050.00	210	DSLVT-5/1050R	DT10/720R	720.00	72	DSLVT-10/720R
DT5/1075	1075.00	215	DSLVT-5/1075R	DT10/750R	750.00	75	DSLVT-10/750R
DT5/1090R	1090.00	218	DSLVT-5/1090R	DT10/780R	780.00	78	DSLVT-10/780R
DT5/1100R	1100.00	220	DSLVT-5/1100R	DT10/800R	800.00	80	DSLVT-10/800R
DT5/1115	1115.00	223	DSLVT-5/1115R	DT10/810R	810.00	81	DSLVT-10/810R



Dual Dura-True Torque



* Timing belt numbers are the width and base ex. **D4T10/160R**

* Length is O.C. in Millimeters

* Standard Widths Include:

10mm, 12mm, 14mm, 16mm, 20mm, 25mm, 32mm, 50mm, 75mm,

DT10/840R	840.00	84	DSLVT10/840R	DT10/1400R	1400.00	140	DSLVT10/1400R
DT10/850R	850.00	85	DSLVT10/850R	DT10/1420R	1420.00	142	DSLVT10/1420R
DT10/880R	880.00	88	DSLVT10/880R	DT10/1440R	1440.00	144	DSLVT10/1440R
DT10/890R	890.00	89	DSLVT10/890R	DT10/1450R	1450.00	145	DSLVT10/1450R
DT10/900R	900.00	90	DSLVT10/900R	DT10/1460R	1460.00	146	DSLVT10/1460R
DT10/910R	910.00	91	DSLVT10/910R	DT10/1500R	1500.00	150	DSLVT10/1500R
DT10/920R	920.00	92	DSLVT10/920R	DT10/1520R	1520.00	152	DSLVT10/1520R
DT10/950	950.00	95	DSLVT10/950R	DT10/1560R	1560.00	156	DSLVT10/1560R
DT10/960R	960.00	96	DSLVT10/960R	DT10/1580R	1580.00	158	DSLVT10/1580R
DT10/970	970.00	97	DSLVT10/970R	DT10/1600	1600.00	160	DSLVT10/1600R
DT10/980R	980.00	98	DSLVT10/980R	DT10/1610R	1610.00	161	DSLVT10/1610R
DT10/1000R	1000.00	100	DSLVT10/1000R	DT10/1640R	1640.00	164	DSLVT10/1640R
DT10/1010R	1010.00	101	DSLVT10/1010R	DT10/1700	1700.00	170	DSLVT10/1700R
DT10/1025	1025.00	103	DSLVT10/1025R	DT10/1750	1750.00	175	DSLVT10/1750R
DT10/1040R	1040.00	104	DSLVT10/1040R	DT10/1780R	1780.00	178	DSLVT10/1780R
DT10/1050R	1050.00	105	DSLVT10/1050R	DT10/1800R	1800.00	180	DSLVT10/1800R
DT10/1080R	1080.00	108	DSLVT10/1080R	DT10/1820R	1820.00	182	DSLVT10/1820R
DT10/1100R	1100.00	110	DSLVT10/1100R	DT10/1860R	1860.00	186	DSLVT10/1860R
DT10/1110R	1110.00	111	DSLVT10/1110R	DT10/1880R	1880.00	188	DSLVT10/1880R
DT10/1140	1140.00	114	DSLVT10/1140R	DT10/1940R	1940.00	194	DSLVT10/1940R
DT10/1150R	1150.00	115	DSLVT10/1150R	DT10/1960R	1960.00	196	DSLVT10/1960R
DT10/1200R	1200.00	120	DSLVT10/1200R	DT10/1980R	1980.00	198	DSLVT10/1980R
DT10/1210R	1210.00	121	DSLVT10/1210R	DT10/2020R	2020.00	202	DSLVT10/2020R
DT10/1240R	1240.00	124	DSLVT10/1240R	DT10/2080R	2080.00	208	DSLVT10/2080R
DT10/1250	1250.00	125	DSLVT10/1250R	DT10/2100R	2100.00	210	DSLVT10/2100R
DT10/1280R	1280.00	128	DSLVT10/1280R	DT10/2120R	2120.00	212	DSLVT10/2120R
DT10/1300R	1300.00	130	DSLVT10/1300R	DT10/2160R	2160.00	216	DSLVT10/2160R
DT10/1310R	1310.00	131	DSLVT10/1310R	DT10/2180R	2180.00	218	DSLVT10/2180R
DT10/1320R	1320.00	132	DSLVT10/1320R	DT10/2220R	2220.00	222	DSLVT10/2220R
DT10/1340R	1340.00	134	DSLVT10/1340R	DT10/2250R	2250.00	225	DSLVT10/2250R
DT10/1350R	1350.00	135	DSLVT10/1350R	DT10/2350R	2350.00	235	DSLVT10/2350R
DT10/1390R	1390.00	139	DSLVT10/1390R	DT10/2400R	2400.00	240	DSLVT10/2400R


Dual Dura-Torque GT



D&D DUAL DURA-TORQUE GT belts meet or exceed USA RMA published ratings levels. They are manufactured to perform at identical or higher levels than all major US manufacturer's belts of the same type. They offer a dependable, economical and hassle-free alternative to chain drives.


DUAL DURA-TORQUE GT synchronous belts feature a dual-sided GT tooth profile. Double sided timing belts offer power transmission from both sides, and are often used in reversing and serpentine applications. They are manufactured with a heavy duty, woven, nylon based fabric tooth covering. The backing is precisely ground for smooth uniform running. The helically wound tensile cords are engineered, twisted and chemically set stranded fiberglass material. They are made with a high temperature chloroprene polymer throughout the belt, and are proven through thousands of hours of customer use to be durable and dependable.

All DUAL DURA-TORQUE GT timing belts are manufactured using the latest in synchronous belt technology.





Dual Dura-Torque GT



* Timing belt numbers are the base and width ex. **D270-5GT-09**

* Length is O.C. in Millimeters

* Standard Widths Include:


3mm, 6mm, 9mm, 12mm, 15mm

D360-1.5GT	360.00	240	D360-1.5GT-SLV	D350-5GT	350.00	70	D350-5GT-SLV
D390-1.5GT	390.00	260	D390-1.5GT-SLV	D355-5GT	355.00	71	D355-5GT-SLV
				D360-5GT	360.00	72	D360-5GT-SLV
D300-2GT	300.00	150	D300-2GT-SLV	D370-5GT	370.00	74	D370-5GT-SLV
D310-2GT	310.00	155	D310-2GT-SLV	D400-5GT	400.00	80	D400-5GT-SLV
D320-2GT	320.00	160	D320-2GT-SLV	D410-5GT	410.00	82	D410-5GT-SLV
D324-2GT	324.00	162	D324-2GT-SLV	D415-5GT	415.00	83	D415-5GT-SLV
D330-2GT	330.00	165	D330-2GT-SLV	D420-5GT	420.00	84	D420-5GT-SLV
D338-2GT	338.00	169	D338-2GT-SLV	D460-5GT	460.00	92	D460-5GT-SLV
D340-2GT	340.00	170	D340-2GT-SLV	D500-5GT	500.00	100	D500-5GT-SLV
D344-2GT	344.00	172	D344-2GT-SLV	D545-5GT	545.00	109	D545-5GT-SLV
D348-2GT	348.00	174	D348-2GT-SLV	D550-5GT	550.00	110	D550-5GT-SLV
D376-2GT	376.00	188	D376-2GT-SLV	D570-5GT	570.00	114	D570-5GT-SLV
D386-2GT	386.00	193	D386-2GT-SLV	D600-5GT	600.00	120	D600-5GT-SLV
D392-2GT	392.00	196	D392-2GT-SLV	D770-5GT	770.00	154	D770-5GT-SLV
D430-2GT	430.00	215	D430-2GT-SLV	D800-5GT	800.00	160	D800-5GT-SLV
D530-2GT	530.00	265	D530-2GT-SLV	D810-5GT	810.00	162	D810-5GT-SLV
D560-2GT	560.00	280	D560-2GT-SLV	D830-5GT	830.00	166	D830-5GT-SLV
D614-2GT	614.00	307	D614-2GT-SLV	D850-5GT	850.00	170	D850-5GT-SLV
D660-2GT	660.00	330	D660-2GT-SLV	D880-5GT	880.00	176	D880-5GT-SLV
D702-2GT	702.00	351	D702-2GT-SLV	D920-5GT	920.00	184	D920-5GT-SLV
D726-2GT	726.00	363	D726-2GT-SLV	D935-5GT	935.00	187	D935-5GT-SLV
D2000-2GT	2000.00	1000	D2000-2GT-SLV	D950-5GT	950.00	190	D950-5GT-SLV
				D960-5GT	960.00	192	D960-5GT-SLV
D384-3GT	384.00	128	D384-3GT-SLV	D1000-5GT	1000.00	200	D1000-5GT-SLV
D495-3GT	495.00	165	D495-3GT-SLV	D1050-5GT	1050.00	210	D1050-5GT-SLV
D633-3GT	633.00	211	D633-3GT-SLV	D1400-5GT	1400.00	280	D1400-5GT-SLV
D651-3GT	651.00	217	D651-3GT-SLV	D1530-5GT	1530.00	306	D1530-5GT-SLV
D882-3GT	882.00	294	D882-3GT-SLV	D1550-5GT	1550.00	310	D1550-5GT-SLV
D1335-3GT	1335.00	445	D1335-3GT-SLV	D1585-5GT	1585.00	317	D1585-5GT-SLV
D1374-3GT	1374.00	458	D1374-3GT-SLV	D1715-5GT	1715.00	343	D1715-5GT-SLV
D4200-3GT	4200.00	1400	D4200-3GT-SLV	D2350-5GT	2350.00	470	D2350-5GT-SLV

D&D DUAL DURA-YIELD FREE TORQUE belts meet or exceed USA RMA published ratings levels. They are manufactured to perform at identical or higher levels than all major US manufacturer's belts of the same type. They offer a dependable, economical and hassle-free alternative to chain drives.


DUAL DURA-YIELD FREE TORQUE synchronous belts feature a dual sided STS super torque tooth profile. Double sided timing belts offer power transmission from both sides, and are often used in reversing and serpentine applications. They are manufactured with a heavy duty, woven, nylon based fabric tooth covering. The backing is precisely ground for smooth uniform running. The helically wound tensile cords are engineered, twisted and chemically set stranded fiberglass material. They are made with a high temperature chloroprene polymer throughout the belt, and are proven through thousands of hours of customer use to be durable and dependable. They are engineered for high-capacity performance.

All DUAL DURA-YIELD FREE TORQUE timing belts are manufactured using the latest in synchronous belt technology.





Dual Dura-Yield Free



* Timing belt numbers are the base and width ex. **D472-8YU-15**

* Length is O.C. in Millimeters

* Standard Widths Include:

15mm, 20mm, 25mm, 30mm, 50mm

D472-8YU	472.00	59	D472-8YU-SLV	D1160-8YU	1160.00	145	D1160-8YU-SLV
D488-8YU	488.00	61	D488-8YU-SLV	D1168-8YU	1168.00	146	D1168-8YU-SLV
D640-8YU	640.00	80	D640-8YU-SLV	D1176-8YU	1176.00	147	D1176-8YU-SLV
D710-8YU	710.00	89	D710-8YU-SLV	D1192-8YU	1192.00	149	D1192-8YU-SLV
D720-8YU	720.00	90	D720-8YU-SLV	D1200-8YU	1200.00	150	D1200-8YU-SLV
D760-8YU	760.00	95	D760-8YU-SLV	D1208-8YU	1208.00	151	D1208-8YU-SLV
D776-8YU	776.00	97	D776-8YU-SLV	D1240-8YU	1240.00	155	D1240-8YU-SLV
D800-8YU	800.00	100	D800-8YU-SLV	D1264-8YU	1264.00	158	D1264-8YU-SLV
D832-8YU	832.00	104	D832-8YU-SLV	D1312-8YU	1312.00	164	D1312-8YU-SLV
D840-8YU	840.00	105	D840-8YU-SLV	D1344-8YU	1344.00	168	D1344-8YU-SLV
D848-8YU	848.00	106	D848-8YU-SLV	D1400-8YU	1400.00	175	D1400-8YU-SLV
D856-8YU	856.00	107	D856-8YU-SLV	D1424-8YU	1424.00	178	D1424-8YU-SLV
D864-8YU	864.00	108	D864-8YU-SLV	D1952-8YU	1952.00	244	D1952-8YU-SLV
D880-8YU	880.00	110	D880-8YU-SLV	D2000-8YU	2000.00	250	D2000-8YU-SLV
D888-8YU	888.00	111	D888-8YU-SLV	D2056-8YU	2056.00	257	D2056-8YU-SLV
D896-8YU	896.00	112	D896-8YU-SLV	D2456-8YU	2456.00	307	D2456-8YU-SLV
D912-8YU	912.00	114	D912-8YU-SLV				
D920-8YU	920.00	115	D920-8YU-SLV				
D928-8YU	928.00	116	D928-8YU-SLV				
D936-8YU	936.00	117	D936-8YU-SLV				
D944-8YU	944.00	118	D944-8YU-SLV				
D960-8YU	960.00	120	D960-8YU-SLV				
D992-8YU	992.00	124	D992-8YU-SLV				
D1000-8YU	1000.00	125	D1000-8YU-SLV				
D1016-8YU	1016.00	127	D1016-8YU-SLV				
D1032-8YU	1032.00	129	D1032-8YU-SLV				
D1040-8YU	1040.00	130	D1040-8YU-SLV				
D1056-8YU	1056.00	132	D1056-8YU-SLV				
D1096-8YU	1096.00	137	D1096-8YU-SLV				
D1120-8YU	1120.00	140	D1120-8YU-SLV				
D1136-8YU	1136.00	142	D1136-8YU-SLV				
D1144-8YU	1144.00	143	D1144-8YU-SLV				

D8YU



D&D DUAL DURA-SYNC TORQUE ULTIMATE belts meet or exceed USA RMA published ratings levels. They are manufactured to perform at identical or higher levels than all major US manufacturer's belts of the same type. They offer a dependable, economical and hassle-free alternative to chain drives.

DUAL DURA-SYNC TORQUE ULTIMATE synchronous belts feature a dual sided HTD tooth profile. Double sided timing belts offer power transmission from both sides, and are often used in reversing and serpentine applications. They are manufactured with a heavy duty, woven, nylon based fabric tooth covering. The backing is precisely ground for smooth uniform running. The helically wound tensile cords are engineered, twisted and chemically set stranded Kevlar material. These special Kevlar cords are designed to offer the highest breaking strength possible. They are made with a high temperature chloroprene polymer throughout the belt, and are proven through thousands of hours of customer use to be durable and dependable.

All DUAL DURA-SYNC TORQUE ULTIMATE timing belts are manufactured using the latest in synchronous belt technology.

* Call for availability



Dual Dura-Absolute Torque Urethane Steel (US)

D&D DUAL DURA-ABSOLUTE TORQUE URETHANE STEEL belts meet or exceed USA RMA published ratings levels. They are manufactured to perform at identical or higher levels than all major US manufacturer's belts of the same type.

DUAL DURA-ABSOLUTE TORQUE URETHANE STEEL belts feature a dual sided metrictrapezoidal tooth profile. They are manufactured with a urethane body and continuous helically wound steel cable cords. Double-sided timing belts offer power transmission from both sides, and are often used in reversing and serpentine applications. These belts are ideal for situations where high stress and load demands exceed the performance capabilities of spliced belts.

DUAL DURA-ABSOLUTE TORQUE URETHANE STEEL timing belts are suitable for all power transmission, high speed, and severe conveying applications. They are proven through thousands of hours of customer use to be durable and dependable.

All DUAL DURA-ABSOLUTE TORQUE URETHANE STEEL synchronous belts are manufactured using the latest in synchronous belt technology.



Dual Dura-Absolute Torque




* Urethane steel numbers are separated by a US at the end

* Length is O.C. in Millimeters

* Standard Widths Include:

12mm, 16mm, 20mm, 25mm, 32mm, 50mm, 75mm, 100mm

DAT5/410US	410.00	82	DSLVS-AT5/410US	DAT10/600US	600.00	60	DSLVS-AT10/600US
DAT5/480US	480.00	96	DSLVS-AT5/480US	DAT10/610US	610.00	61	DSLVS-AT10/610US
DAT5/545US	545.00	109	DSLVS-AT5/545US	DAT10/660US	660.00	66	DSLVS-AT10/660US
DAT5/610US	610.00	122	DSLVS-AT5/610US	DAT10/800US	800.00	80	DSLVS-AT10/800US
DAT5/660US	660.00	132	DSLVS-AT5/660US	DAT10/1000US	1000.00	100	DSLVS-AT10/1000US
DAT5/750US	750.00	150	DSLVS-AT5/750US	DAT10/1050US	1050.00	105	DSLVS-AT10/1050US
DAT5/780US	780.00	156	DSLVS-AT5/780US	DAT10/1200US	1200.00	120	DSLVS-AT10/1200US
DAT5/825US	825.00	165	DSLVS-AT5/825US	DAT10/1480US	1480.00	148	DSLVS-AT10/1480US
DAT5/1125US	1125.00	225	DSLVS-AT5/1125US	DAT10/1500US	1500.00	150	DSLVS-AT10/1500US
DAT5/1520US	1520.00	304	DSLVS-AT5/1520US	DAT10/1860US	1860.00	186	DSLVS-AT10/1860US
DAT5/2200US	2200.00	440	DSLVS-AT5/2200US	DAT10/3150US	3150.00	315	DSLVS-AT10/3150US
DAT5/3000US	3000.00	600	DSLVS-AT5/3000US	DAT10/3470US	3470.00	347	DSLVS-AT10/3470US
DAT5/3700US	3700.00	740	DSLVS-AT5/3700US	DAT10/3550US	3550.00	355	DSLVS-AT10/3550US
DAT5/4000US	4000.00	800	DSLVS-AT5/4000US	DAT10/3950US	3950.00	395	DSLVS-AT10/3950US
				DAT20/1200US	1200.00	60	DSLVS-AT20/1200US
				DAT20/1500US	1500.00	75	DSLVS-AT20/1500US



DUS



Dual Dura-True Torque

D&D DUAL DURA-TRUE TORQUE URETHANE STEEL belts meet or exceed USA RMA published ratings levels. They are manufactured to perform at identical or higher levels than all major US manufacturer's belts of the same type.

DUAL DURA-TRUE TORQUE URETHANE STEEL belts feature a dual sided metric trapezoidal tooth profile. They are manufactured with a urethane body and continuous helically wound steel cable cords. Double sided timing belts offer power transmission from both sides, and are often used in reversing and serpentine applications. These belts are ideal for situations where high stress and load demands exceed the performance capabilities of spliced belts.

DUAL DURA-TRUE TORQUE URETHANE STEEL timing belts are suitable for all power transmission, high speed, and severe conveying applications. They are proven through thousands of hours of customer use to be durable and dependable.

All DUAL DURA-TRUE TORQUE URETHANE STEEL synchronous belts are manufactured using the latest in synchronous belt technology.



Dual Dura-True Torque



* Urethane steel numbers are seperated by a US at the end

* Length is O.C. in Millimeters

* Standard Widths Incude:

12mm, 16mm, 20mm, 25mm, 32mm, 50mm, 75mm, 100mm

DT2.5/120US	120.00	48	DSLVT2.5/120US	DT2.5/600US	600.00	240	DSLVT2.5/600US
DT2.5/145US	145.00	58	DSLVT2.5/145US	DT2.5/620US	620.00	248	DSLVT2.5/620US
DT2.5/160US	160.00	64	DSLVT2.5/160US	DT2.5/650US	650.00	260	DSLVT2.5/650US
DT2.5/177US	177.00	71	DSLVT2.5/177US	DT2.5/780US	780.00	312	DSLVT2.5/780US
DT2.5/177.5US	177.50	71	DSLVT2.5/177.5US	DT2.5/915US	915.00	366	DSLVT2.5/915US
DT2.5/185US	185.00	74	DSLVT2.5/185US	DT2.5/950US	950.00	380	DSLVT2.5/950US
DT2.5/187.5US	187.50	75	DSLVT2.5/187.5US	DT2.5/1070US	1070.00	428	DSLVT2.5/1070US
DT2.5/200US	200.00	80	DSLVT2.5/200US	DT2.5/1185US	1185.00	474	DSLVT2.5/1185US
DT2.5/210US	210.00	84	DSLVT2.5/210US	DT2.5/1295US	1295.00	518	DSLVT2.5/1295US
DT2.5/220US	220.00	88	DSLVT2.5/220US				
DT2.5/230US	230.00	92	DSLVT2.5/230US				
DT2.5/232.5US	232.50	93	DSLVT2.5/232.5US				
DT2.5/245US	245.00	98	DSLVT2.5/245US				
DT2.5/265US	265.00	106	DSLVT2.5/265US				
DT2.5/277US	277.00	111	DSLVT2.5/277US				
DT2.5/285US	285.00	114	DSLVT2.5/285US				
DT2.5/287.5US	287.50	115	DSLVT2.5/287.5US				
DT2.5/290US	290.00	116	DSLVT2.5/290US				
DT2.5/300US	300.00	120	DSLVT2.5/300US				
DT2.5/305US	305.00	122	DSLVT2.5/305US				
DT2.5/317US	317.00	127	DSLVT2.5/317US				
DT2.5/317.5US	317.50	127	DSLVT2.5/317.5US				
DT2.5/330US	330.00	132	DSLVT2.5/330US				
DT2.5/335US	335.00	134	DSLVT2.5/335US				
DT2.5/342US	342.00	137	DSLVT2.5/342US				
DT2.5/347.5US	347.50	139	DSLVT2.5/347.5US				
DT2.5/380US	380.00	152	DSLVT2.5/380US				
DT2.5/420US	420.00	168	DSLVT2.5/420US				
DT2.5/465US	465.00	186	DSLVT2.5/465US				
DT2.5/480US	480.00	192	DSLVT2.5/480US				
DT2.5/500US	500.00	200	DSLVT2.5/500US				
DT2.5/540US	540.00	216	DSLVT2.5/540US				

DT2.5US



Dual Dura-True Torque



* Urethane steel numbers are separated by a US at the end

* Length is O.C. in Millimeters

* Standard Widths Include:

12mm, 16mm, 20mm, 25mm, 32mm, 50mm, 75mm, 100mm

DT5/135US	135.00	27	DSLVT5/135US	DT5/390US	390.00	78	DSLVT5/390US
DT5/150US	150.00	30	DSLVT5/150US	DT5/400US	400.00	80	DSLVT5/400US
DT5/165US	165.00	33	DSLVT5/165US	DT5/410US	410.00	82	DSLVT5/410US
DT5/185US	185.00	37	DSLVT5/185US	DT5/420US	420.00	84	DSLVT5/420US
DT5/200US	200.00	40	DSLVT5/200US	DT5/425US	425.00	85	DSLVT5/425US
DT5/210US	210.00	42	DSLVT5/210US	DT5/430US	430.00	86	DSLVT5/430US
DT5/215US	215.00	43	DSLVT5/215US	DT5/435US	435.00	87	DSLVT5/435US
DT5/220US	220.00	44	DSLVT5/220US	DT5/440US	440.00	88	DSLVT5/440US
DT5/225US	225.00	45	DSLVT5/225US	DT5/445US	445.00	89	DSLVT5/445US
DT5/230US	230.00	46	DSLVT5/230US	DT5/450US	450.00	90	DSLVT5/450US
DT5/240US	240.00	48	DSLVT5/240US	DT5/455US	455.00	91	DSLVT5/455US
DT5/245US	245.00	49	DSLVT5/245US	DT5/460US	460.00	92	DSLVT5/460US
DT5/250US	250.00	50	DSLVT5/250US	DT5/475US	475.00	95	DSLVT5/475US
DT5/255US	255.00	51	DSLVT5/255US	DT5/480US	480.00	96	DSLVT5/480US
DT5/260US	260.00	52	DSLVT5/260US	DT5/490US	490.00	98	DSLVT5/490US
DT5/270US	270.00	54	DSLVT5/270US	DT5/500US	500.00	100	DSLVT5/500US
DT5/275US	275.00	55	DSLVT5/275US	DT5/510US	510.00	102	DSLVT5/510US
DT5/280US	280.00	56	DSLVT5/280US	DT5/515US	515.00	103	DSLVT5/515US
DT5/290US	290.00	58	DSLVT5/290US	DT5/525US	525.00	105	DSLVT5/525US
DT5/295US	295.00	59	DSLVT5/295US	DT5/530US	530.00	106	DSLVT5/530US
DT5/300US	300.00	60	DSLVT5/300US	DT5/545US	545.00	109	DSLVT5/545US
DT5/305US	305.00	61	DSLVT5/305US	DT5/550US	550.00	110	DSLVT5/550US
DT5/320US	320.00	64	DSLVT5/320US	DT5/560US	560.00	112	DSLVT5/560US
DT5/325US	325.00	65	DSLVT5/325US	DT5/570US	570.00	114	DSLVT5/570US
DT5/330US	330.00	66	DSLVT5/330US	DT5/575US	575.00	115	DSLVT5/575US
DT5/340US	340.00	68	DSLVT5/340US	DT5/590US	590.00	118	DSLVT5/590US
DT5/350US	350.00	70	DSLVT5/350US	DT5/600US	600.00	120	DSLVT5/600US
DT5/355US	355.00	71	DSLVT5/355US	DT5/610US	610.00	122	DSLVT5/610US
DT5/360US	360.00	72	DSLVT5/360US	DT5/620US	620.00	124	DSLVT5/620US
DT5/365US	365.00	73	DSLVT5/365US	DT5/625US	625.00	125	DSLVT5/625US
DT5/375US	375.00	75	DSLVT5/375US	DT5/630US	630.00	126	DSLVT5/630US
DT5/380US	380.00	76	DSLVT5/380US	DT5/635US	635.00	127	DSLVT5/635US

DT5US



Dual Dura-Absolute Torque



* Urethane steel numbers are separated by a US at the end

* Length is O.C. in Millimeters

* Standard Widths Include:

12mm, 16mm, 20mm, 25mm, 32mm, 50mm, 75mm, 100mm

DT5/640US	640.00	128	DSLVT5/640US	DT10/160US	160.00	16	DSLVT10/160US
DT5/650US	650.00	130	DSLVT5/650US	DT10/260US	260.00	26	DSLVT10/260US
DT5/660US	660.00	132	DSLVT5/660US	DT10/320US	320.00	32	DSLVT10/320US
DT5/675US	675.00	135	DSLVT5/675US	DT10/340US	340.00	34	DSLVT10/340US
DT5/690US	690.00	138	DSLVT5/690US	DT10/350US	350.00	35	DSLVT10/350US
DT5/700US	700.00	140	DSLVT5/700US	DT10/370US	370.00	37	DSLVT10/370US
DT5/720US	720.00	144	DSLVT5/720US	DT10/400US	400.00	40	DSLVT10/400US
DT5/725US	725.00	145	DSLVT5/725US	DT10/410US	410.00	41	DSLVT10/410US
DT5/740US	740.00	148	DSLVT5/740US	DT10/440US	440.00	44	DSLVT10/440US
DT5/750US	750.00	150	DSLVT5/750US	DT10/450US	450.00	45	DSLVT10/450US
DT5/780US	780.00	156	DSLVT5/780US	DT10/460US	460.00	46	DSLVT10/460US
DT5/800US	800.00	160	DSLVT5/800US	DT10/480US	480.00	48	DSLVT10/480US
DT5/815US	815.00	163	DSLVT5/815US	DT10/490US	490.00	49	DSLVT10/490US
DT5/830US	830.00	166	DSLVT5/830US	DT10/500US	500.00	50	DSLVT10/500US
DT5/840US	840.00	168	DSLVT5/840US	DT10/510US	510.00	51	DSLVT10/510US
DT5/850US	850.00	170	DSLVT5/850US	DT10/530US	530.00	53	DSLVT10/530US
DT5/860US	860.00	172	DSLVT5/860US	DT10/550US	550.00	55	DSLVT10/550US
DT5/900US	900.00	180	DSLVT5/900US	DT10/560US	560.00	56	DSLVT10/560US
DT5/910US	910.00	182	DSLVT5/910US	DT10/570US	570.00	57	DSLVT10/570US
DT5/920US	920.00	184	DSLVT5/920US	DT10/600US	600.00	60	DSLVT10/600US
DT5/940US	940.00	188	DSLVT5/940US	DT10/610US	610.00	61	DSLVT10/610US
DT5/980US	980.00	196	DSLVT5/980US	DT10/630US	630.00	63	DSLVT10/630US
DT5/990US	990.00	198	DSLVT5/990US	DT10/640US	640.00	64	DSLVT10/640US
DT5/1000US	1000.00	200	DSLVT5/1000US	DT10/650US	650.00	65	DSLVT10/650US
DT5/1020US	1020.00	204	DSLVT5/1020US	DT10/660US	660.00	66	DSLVT10/660US
DT5/1030US	1030.00	206	DSLVT5/1030US	DT10/690US	690.00	69	DSLVT10/690US
DT5/1035US	1035.00	207	DSLVT5/1035US	DT10/700US	700.00	70	DSLVT10/700US
DT5/1050US	1050.00	210	DSLVT5/1050US	DT10/720US	720.00	72	DSLVT10/720US
DT5/1075US	1075.00	215	DSLVT5/1075US	DT10/750US	750.00	75	DSLVT10/750US
DT5/1090US	1090.00	218	DSLVT5/1090US	DT10/780US	780.00	78	DSLVT10/780US
DT5/1100US	1100.00	220	DSLVT5/1100US	DT10/800US	800.00	80	DSLVT10/800US
DT5/1115US	1115.00	223	DSLVT5/1115US	DT10/810US	810.00	81	DSLVT10/810US

DT0US



Dual Dura-True Torque



* Urethane steel numbers are separated by a US at the end

* Length is O.C. in Millimeters

* Standard Widths Include:

12mm, 16mm, 20mm, 25mm, 32mm, 50mm, 75mm, 100mm

DT10/840US	840.00	84	DSLVT10/840US	DT10/1400US	1400.00	140	DSLVT10/1400US
DT10/850US	850.00	85	DSLVT10/850US	DT10/1420US	1420.00	142	DSLVT10/1420US
DT10/880US	880.00	88	DSLVT10/880US	DT10/1440US	1440.00	144	DSLVT10/1440US
DT10/890US	890.00	89	DSLVT10/890US	DT10/1450US	1450.00	145	DSLVT10/1450US
DT10/900US	900.00	90	DSLVT10/900US	DT10/1460US	1460.00	146	DSLVT10/1460US
DT10/910US	910.00	91	DSLVT10/910US	DT10/1500US	1500.00	150	DSLVT10/1500US
DT10/920US	920.00	92	DSLVT10/920US	DT10/1520US	1520.00	152	DSLVT10/1520US
DT10/950US	950.00	95	DSLVT10/950US	DT10/1560US	1560.00	156	DSLVT10/1560US
DT10/960US	960.00	96	DSLVT10/960US	DT10/1580US	1580.00	158	DSLVT10/1580US
DT10/970US	970.00	97	DSLVT10/970US	DT10/1600US	1600.00	160	DSLVT10/1600US
DT10/980US	980.00	98	DSLVT10/980US	DT10/1610US	1610.00	161	DSLVT10/1610US
DT10/1000US	1000.00	100	DSLVT10/1000US	DT10/1640US	1640.00	164	DSLVT10/1640US
DT10/1010US	1010.00	101	DSLVT10/1010US	DT10/1700US	1700.00	170	DSLVT10/1700US
DT10/1025US	1025.00	103	DSLVT10/1025US	DT10/1750US	1750.00	175	DSLVT10/1750US
DT10/1040US	1040.00	104	DSLVT10/1040US	DT10/1780US	1780.00	178	DSLVT10/1780US
DT10/1050US	1050.00	105	DSLVT10/1050US	DT10/1800US	1800.00	180	DSLVT10/1800US
DT10/1080US	1080.00	108	DSLVT10/1080US	DT10/1820US	1820.00	182	DSLVT10/1820US
DT10/1100US	1100.00	110	DSLVT10/1100US	DT10/1860US	1860.00	186	DSLVT10/1860US
DT10/1110US	1110.00	111	DSLVT10/1110US	DT10/1880US	1880.00	188	DSLVT10/1880US
DT10/1140US	1140.00	114	DSLVT10/1140US	DT10/1940US	1940.00	194	DSLVT10/1940US
DT10/1150US	1150.00	115	DSLVT10/1150US	DT10/1960US	1960.00	196	DSLVT10/1960US
DT10/1200US	1200.00	120	DSLVT10/1200US	DT10/1980US	1980.00	198	DSLVT10/1980US
DT10/1210US	1210.00	121	DSLVT10/1210US	DT10/2020US	2020.00	202	DSLVT10/2020US
DT10/1240US	1240.00	124	DSLVT10/1240US	DT10/2080US	2080.00	208	DSLVT10/2080US
DT10/1250US	1250.00	125	DSLVT10/1250US	DT10/2100US	2100.00	210	DSLVT10/2100US
DT10/1280US	1280.00	128	DSLVT10/1280US	DT10/2120US	2120.00	212	DSLVT10/2120US
DT10/1300US	1300.00	130	DSLVT10/1300US	DT10/2160US	2160.00	216	DSLVT10/2160US
DT10/1310US	1310.00	131	DSLVT10/1310US	DT10/2180US	2180.00	218	DSLVT10/2180US
DT10/1320US	1320.00	132	DSLVT10/1320US	DT10/2220US	2220.00	222	DSLVT10/2220US
DT10/1340US	1340.00	134	DSLVT10/1340US	DT10/2250US	2250.00	225	DSLVT10/2250US
DT10/1350US	1350.00	135	DSLVT10/1350US	DT10/2350US	2350.00	235	DSLVT10/2350US
DT10/1390US	1390.00	139	DSLVT10/1390US	DT10/2400US	2400.00	240	DSLVT10/2400US

DT20US


Dura-Premium Torque



D&D DURA-PREMIUM TORQUE belts meet or exceed USA RMA published ratings levels. They are manufactured to perform at identical or higher levels than all major US manufacturer's belts of the same type. They offer a dependable, economical and hassle-free alternative to chain drives.


DURA-PREMIUM TORQUE synchronous belts feature a classic trapezoidal tooth profile. The tooth profile is low and has a large surface area at the tip of the tooth providing good support on sliding conveyor surfaces. They are manufactured with a heavy duty, woven, nylon based fabric tooth covering. The helically wound tensile cords are engineered, twisted and chemically set stranded fiberglass material. They are made with a high temperature chloroprene polymer throughout the belt, and are proven through thousands of hours of customer use to be durable and dependable.

All DURA-PREMIUM TORQUE timing belts are manufactured using the latest in synchronous belt technology.





Dura-Premium Torque




* Timing belt numbers are the base and width ex. **21MXL012**

* Length is O.C. in Inches

* Standard Widths Include:

012=1/8, 019=3/16, 025=1/4

21MXL	2.10	26	21MXL-SLV	49MXL	4.90	61	49MXL-SLV
22MXL	2.20	28	22MXL-SLV	49.6MXL	4.96	62	49.6MXL-SLV
24MXL	2.40	30	24MXL-SLV	50MXL	5.00	63	50MXL-SLV
24.8MXL	2.48	31	24.8MXL-SLV	51MXL	5.10	64	51MXL-SLV
25.6MXL	2.56	32	25.6MXL-SLV	51.2MXL	5.12	64	51.2MXL-SLV
26MXL	2.60	33	26MXL-SLV	52MXL	5.20	65	52MXL-SLV
27.2MXL	2.72	34	27.2MXL-SLV	53MXL	5.30	66	53MXL-SLV
28MXL	2.80	35	28MXL-SLV	53.6MXL	5.36	67	53.6MXL-SLV
28.3MXL	2.83	35	28.3MXL-SLV	54MXL	5.40	68	54MXL-SLV
29MXL	2.90	36	29MXL-SLV	55MXL	5.50	69	55MXL-SLV
30MXL	3.00	38	30MXL-SLV	56MXL	5.60	70	56MXL-SLV
30.4MXL	3.04	38	30.4MXL-SLV	57MXL	5.70	71	57MXL-SLV
32MXL	3.20	40	32MXL-SLV	58MXL	5.80	73	58MXL-SLV
33.6MXL	3.36	42	33.6MXL-SLV	58.4MXL	5.84	73	58.4MXL-SLV
34MXL	3.40	43	34MXL-SLV	59.2MXL	5.92	74	59.2MXL-SLV
36MXL	3.60	45	36MXL-SLV	60MXL	6.00	75	60MXL-SLV
37.6MXL	3.76	47	37.6MXL-SLV	61MXL	6.10	76	61MXL-SLV
38MXL	3.80	48	38MXL-SLV	61.6MXL	6.16	77	61.6MXL-SLV
39MXL	3.90	49	39MXL-SLV	62MXL	6.20	78	62MXL-SLV
40MXL	4.00	50	40MXL-SLV	63MXL	6.30	79	63MXL-SLV
41MXL	4.10	51	41MXL-SLV	63.2MXL	6.32	79	63.2MXL-SLV
41.6MXL	4.16	52	41.6MXL-SLV	63.5MXL	6.35	79	63.5MXL-SLV
42MXL	4.20	53	42MXL-SLV	64MXL	6.40	80	64MXL-SLV
43MXL	4.30	54	43MXL-SLV	64.8MXL	6.48	81	64.8MXL-SLV
44MXL	4.40	55	44MXL-SLV	65MXL	6.50	81	65MXL-SLV
45MXL	4.50	56	45MXL-SLV	66MXL	6.60	83	66MXL-SLV
45.6MXL	4.56	57	45.6MXL-SLV	67MXL	6.70	84	67MXL-SLV
46MXL	4.60	58	46MXL-SLV	67.2MXL	6.72	84	67.2MXL-SLV
46.4MXL	4.64	58	46.4MXL-SLV	68MXL	6.80	85	68MXL-SLV
47MXL	4.70	59	47MXL-SLV	68.8MXL	6.88	86	68.8MXL-SLV
48MXL	4.80	60	48MXL-SLV	69MXL	6.90	86	69MXL-SLV
48.8MXL	4.88	61	48.8MXL-SLV	69.6MXL	6.96	87	69.6MXL-SLV



Dura-Premium Torque



* Timing belt numbers are the base and width ex. **21MXL012**

* Length is O.C. in Inches

* Standard Widths Include:


012=1/8, 019=3/16, 025=1/4

70MXL	7.00	88	70MXL-SLV	94MXL	9.40	118	94MXL-SLV
71MXL	7.10	89	71MXL-SLV	95MXL	9.50	119	95MXL-SLV
72MXL	7.20	90	72MXL-SLV	96MXL	9.60	120	96MXL-SLV
72.8MXL	7.28	91	72.8MXL-SLV	97MXL	9.70	121	97MXL-SLV
73MXL	7.30	91	73MXL-SLV	97.6MXL	9.76	122	97.6MXL-SLV
74MXL	7.40	93	74MXL-SLV	98MXL	9.80	123	98MXL-SLV
75MXL	7.50	94	75MXL-SLV	99MXL	9.90	124	99MXL-SLV
76MXL	7.60	95	76MXL-SLV	100MXL	10.00	125	100MXL-SLV
76.8MXL	7.68	96	76.8MXL-SLV	101MXL	10.10	126	101MXL-SLV
77MXL	7.70	96	77MXL-SLV	101.7MXL	10.17	127	101.7MXL-SLV
77.6MXL	7.76	97	77.6MXL-SLV	102MXL	10.20	128	102MXL-SLV
78MXL	7.80	98	78MXL-SLV	102.4MXL	10.24	128	102.4MXL-SLV
79MXL	7.90	99	79MXL-SLV	103MXL	10.30	129	103MXL-SLV
80MXL	8.00	100	80MXL-SLV	103.2MXL	10.32	129	103.2MXL-SLV
80.8MXL	8.08	101	80.8MXL-SLV	104MXL	10.40	130	104MXL-SLV
81MXL	8.10	101	81MXL-SLV	105MXL	10.50	131	105MXL-SLV
82MXL	8.20	103	82MXL-SLV	106MXL	10.60	133	106MXL-SLV
83MXL	8.30	104	83MXL-SLV	106.4MXL	10.64	133	106.4MXL-SLV
84MXL	8.40	105	84MXL-SLV	107MXL	10.70	134	107MXL-SLV
85MXL	8.50	106	85MXL-SLV	107.2MXL	10.72	134	107.2MXL-SLV
85.5MXL	8.55	107	85.5MXL-SLV	108MXL	10.80	135	108MXL-SLV
85.6MXL	8.56	107	85.6MXL-SLV	109MXL	10.90	136	109MXL-SLV
86MXL	8.60	108	86MXL-SLV	109.6MXL	10.96	137	109.6MXL-SLV
86.4MXL	8.64	108	86.4MXL-SLV	110MXL	11.00	138	110MXL-SLV
87MXL	8.70	109	87MXL-SLV	111MXL	11.10	139	111MXL-SLV
88MXL	8.80	110	88MXL-SLV	112MXL	11.20	140	112MXL-SLV
89MXL	8.90	111	89MXL-SLV	113MXL	11.30	141	113MXL-SLV
90MXL	9.00	113	90MXL-SLV	113.6MXL	11.36	142	113.6MXL-SLV
90.4MXL	9.04	113	90.4MXL-SLV	114.4MXL	11.44	143	114.4MXL-SLV
91MXL	9.10	114	91MXL-SLV	115MXL	11.50	144	115MXL-SLV
92MXL	9.20	115	92MXL-SLV	116MXL	11.60	145	116MXL-SLV
93MXL	9.30	116	93MXL-SLV	117.6MXL	11.76	147	117.6MXL-SLV

MXL



Dura-Premium Torque




* Timing belt numbers are the base and width ex. **21MXL012**

* Length is O.C. in Inches

* Standard Widths Include:

012=1/8, 019=3/16, 025=1/4

118MXL	11.80	148	118MXL-SLV	158MXL	15.80	198	158MXL-SLV
119MXL	11.90	149	119MXL-SLV	160MXL	16.00	200	160MXL-SLV
120MXL	12.00	150	120MXL-SLV	164MXL	16.40	205	164MXL-SLV
120.8MXL	12.08	151	120.8MXL-SLV	165MXL	16.50	206	165MXL-SLV
121MXL	12.10	151	121MXL-SLV	168MXL	16.80	210	168MXL-SLV
122MXL	12.20	153	122MXL-SLV	169MXL	16.90	211	169MXL-SLV
123MXL	12.30	154	123MXL-SLV	169.6MXL	16.96	212	169.6MXL-SLV
124MXL	12.40	155	124MXL-SLV	170MXL	17.00	213	170MXL-SLV
124.8MXL	12.48	156	124.8MXL-SLV	171.2MXL	17.12	214	171.2MXL-SLV
125MXL	12.50	156	125MXL-SLV	172MXL	17.20	215	172MXL-SLV
126MXL	12.60	158	126MXL-SLV	173MXL	17.30	216	173MXL-SLV
127.2MXL	12.72	159	127.2MXL-SLV	175MXL	17.50	219	175MXL-SLV
128MXL	12.80	160	128MXL-SLV	176.8MXL	17.68	221	176.8MXL-SLV
129MXL	12.90	161	129MXL-SLV	177MXL	17.70	221	177MXL-SLV
130MXL	13.00	163	130MXL-SLV	180MXL	18.00	225	180MXL-SLV
130.4MXL	13.04	163	130.4MXL-SLV	182MXL	18.20	228	182MXL-SLV
131.2MXL	13.12	164	131.2MXL-SLV	182.4MXL	18.24	228	182.4MXL-SLV
132MXL	13.20	165	132MXL-SLV	183MXL	18.30	229	183MXL-SLV
132.8MXL	13.28	166	132.8MXL-SLV	185MXL	18.50	231	185MXL-SLV
134MXL	13.40	168	134MXL-SLV	186MXL	18.60	233	186MXL-SLV
136MXL	13.60	170	136MXL-SLV	187MXL	18.70	234	187MXL-SLV
138MXL	13.80	173	138MXL-SLV	188MXL	18.80	235	188MXL-SLV
140MXL	14.00	175	140MXL-SLV	189MXL	18.90	236	189MXL-SLV
144MXL	14.40	180	144MXL-SLV	191MXL	19.10	239	191MXL-SLV
147MXL	14.70	184	147MXL-SLV	192MXL	19.20	240	192MXL-SLV
148MXL	14.80	185	148MXL-SLV	198MXL	19.80	248	198MXL-SLV
152MXL	15.20	190	152MXL-SLV	199MXL	19.90	249	199MXL-SLV
153MXL	15.30	191	153MXL-SLV	199.2MXL	19.92	249	199.2MXL-SLV
154MXL	15.40	193	154MXL-SLV	200MXL	20.00	250	200MXL-SLV
155MXL	15.50	194	155MXL-SLV	201MXL	20.10	251	201MXL-SLV
156MXL	15.60	195	156MXL-SLV	205MXL	20.50	256	205MXL-SLV
157MXL	15.70	196	157MXL-SLV	208MXL	20.80	260	208MXL-SLV



Dura-Premium Torque



* Timing belt numbers are the base and width ex. **21MXL012**

* Length is O.C. in Inches


* Standard Widths Include:

012=1/8, 019=3/16, 025=1/4

212MXL	21.20	265	212MXL-SLV	273MXL	27.30	341	273MXL-SLV
216MXL	21.60	270	216MXL-SLV	274.4MXL	27.44	343	274.4MXL-SLV
218MXL	21.80	273	218MXL-SLV	278MXL	27.80	348	278MXL-SLV
220MXL	22.00	275	220MXL-SLV	280MXL	28.00	350	280MXL-SLV
220.8MXL	22.08	276	220.8MXL-SLV	281MXL	28.10	351	281MXL-SLV
221MXL	22.10	276	221MXL-SLV	282.4MXL	28.24	353	282.4MXL-SLV
224MXL	22.40	280	224MXL-SLV	288MXL	28.80	360	288MXL-SLV
224.8MXL	22.48	281	224.8MXL-SLV	289.6MXL	28.96	362	289.6MXL-SLV
228MXL	22.80	285	228MXL-SLV	290MXL	29.00	363	290MXL-SLV
230MXL	23.00	288	230MXL-SLV	292MXL	29.20	365	292MXL-SLV
232MXL	23.20	290	232MXL-SLV	297MXL	29.70	371	297MXL-SLV
236MXL	23.60	295	236MXL-SLV	302MXL	30.20	378	302MXL-SLV
238MXL	23.80	298	238MXL-SLV	302.4MXL	30.24	378	302.4MXL-SLV
238.4MXL	23.84	298	238.4MXL-SLV	304MXL	30.40	380	304MXL-SLV
240MXL	24.00	300	240MXL-SLV	320MXL	32.00	400	320MXL-SLV
244MXL	24.40	305	244MXL-SLV	324MXL	32.40	405	324MXL-SLV
248MXL	24.80	310	248MXL-SLV	326MXL	32.60	408	326MXL-SLV
250MXL	25.00	313	250MXL-SLV	326.4MXL	32.64	408	326.4MXL-SLV
252MXL	25.20	315	252MXL-SLV	330MXL	33.00	413	330MXL-SLV
254MXL	25.40	318	254MXL-SLV	332MXL	33.20	415	332MXL-SLV
254.4MXL	25.44	318	254.4MXL-SLV	339MXL	33.90	424	339MXL-SLV
256MXL	25.60	320	256MXL-SLV	344MXL	34.40	430	344MXL-SLV
259MXL	25.90	324	259MXL-SLV	347.2MXL	34.72	434	347.2MXL-SLV
259.2MXL	25.92	324	259.2MXL-SLV	358MXL	35.80	448	358MXL-SLV
260MXL	26.00	325	260MXL-SLV	360MXL	36.00	450	360MXL-SLV
262MXL	26.20	328	262MXL-SLV	362MXL	36.20	453	362MXL-SLV
262.4MXL	26.24	328	262.4MXL-SLV	370MXL	37.00	463	370MXL-SLV
264MXL	26.40	330	264MXL-SLV	370.4MXL	37.04	463	370.4MXL-SLV
265.6MXL	26.56	332	265.6MXL-SLV	371.2MXL	37.12	464	371.2MXL-SLV
268MXL	26.80	335	268MXL-SLV	378MXL	37.80	473	378MXL-SLV
269MXL	26.90	336	269MXL-SLV	398.4MXL	39.84	498	398.4MXL-SLV
272MXL	27.20	340	272MXL-SLV	400MXL	40.00	500	400MXL-SLV



Dura-Premium Torque




* Timing belt numbers are the base and width ex. **21MXL012**

* Length is O.C. in Inches

* Standard Widths Include:

012=1/8, 019=3/16, 025=1/4

403MXL	40.30	504	403MXL-SLV	656MXL	65.60	820	656MXL-SLV
404MXL	40.40	505	404MXL-SLV	664MXL	66.40	830	664MXL-SLV
406.4MXL	40.64	508	406.4MXL-SLV	672MXL	67.20	840	672MXL-SLV
418MXL	41.80	523	418MXL-SLV	680MXL	68.00	850	680MXL-SLV
425MXL	42.50	531	425MXL-SLV	704MXL	70.40	880	704MXL-SLV
432MXL	43.20	540	432MXL-SLV	720MXL	72.00	900	720MXL-SLV
437MXL	43.70	546	437MXL-SLV	728MXL	72.80	910	728MXL-SLV
438MXL	43.80	548	438MXL-SLV	736MXL	73.60	920	736MXL-SLV
438.4MXL	43.84	548	438.4MXL-SLV	752MXL	75.20	940	752MXL-SLV
440MXL	44.00	550	440MXL-SLV	760MXL	76.00	950	760MXL-SLV
448MXL	44.80	560	448MXL-SLV	764MXL	76.40	955	764MXL-SLV
456MXL	45.60	570	456MXL-SLV	765MXL	76.50	956	765MXL-SLV
464MXL	46.40	580	464MXL-SLV	776MXL	77.60	970	776MXL-SLV
466MXL	46.60	583	466MXL-SLV	800MXL	80.00	1000	800MXL-SLV
480MXL	48.00	600	480MXL-SLV	808MXL	80.80	1010	808MXL-SLV
488MXL	48.80	610	488MXL-SLV	810MXL	81.00	1013	810MXL-SLV
496MXL	49.60	620	496MXL-SLV	816MXL	81.60	1020	816MXL-SLV
508MXL	50.80	635	508MXL-SLV	824MXL	82.40	1030	824MXL-SLV
518MXL	51.80	648	518MXL-SLV	840MXL	84.00	1050	840MXL-SLV
522MXL	52.20	653	522MXL-SLV	848MXL	84.80	1060	848MXL-SLV
525MXL	52.50	656	525MXL-SLV	856MXL	85.60	1070	856MXL-SLV
532MXL	53.20	665	532MXL-SLV	864MXL	86.40	1080	864MXL-SLV
536MXL	53.60	670	536MXL-SLV	870MXL	87.00	1088	870MXL-SLV
544MXL	54.40	680	544MXL-SLV	880MXL	88.00	1100	880MXL-SLV
560MXL	56.00	700	560MXL-SLV	896MXL	89.60	1120	896MXL-SLV
568MXL	56.80	710	568MXL-SLV	904MXL	90.40	1130	904MXL-SLV
576MXL	57.60	720	576MXL-SLV	910MXL	91.00	1138	910MXL-SLV
600MXL	60.00	750	600MXL-SLV	912MXL	91.20	1140	912MXL-SLV
608MXL	60.80	760	608MXL-SLV	920MXL	92.00	1150	920MXL-SLV
624MXL	62.40	780	624MXL-SLV	960MXL	96.00	1200	960MXL-SLV
632MXL	63.20	790	632MXL-SLV	976MXL	97.60	1220	976MXL-SLV
640MXL	64.00	800	640MXL-SLV	984MXL	98.40	1230	984MXL-SLV



Dura-Premium Torque



* Timing belt numbers are the base and width ex. **44XL025**

* Length is O.C. in Inches


* Standard Widths Include:

025=1/4, 037=3/8

44XL	4.40	22	44XL-SLV	118XL	11.80	59	118XL-SLV
50XL	5.00	25	50XL-SLV	120XL	12.00	60	120XL-SLV
54XL	5.40	27	54XL-SLV	122XL	12.20	61	122XL-SLV
60XL	6.00	30	60XL-SLV	124XL	12.40	62	124XL-SLV
62XL	6.20	31	62XL-SLV	126XL	12.60	63	126XL-SLV
64XL	6.40	32	64XL-SLV	128XL	12.80	64	128XL-SLV
66XL	6.60	33	66XL-SLV	130XL	13.00	65	130XL-SLV
68XL	6.80	34	68XL-SLV	132XL	13.20	66	132XL-SLV
70XL	7.00	35	70XL-SLV	134XL	13.40	67	134XL-SLV
72XL	7.20	36	72XL-SLV	136XL	13.60	68	136XL-SLV
74XL	7.40	37	74XL-SLV	138XL	13.80	69	138XL-SLV
76XL	7.60	38	76XL-SLV	140XL	14.00	70	140XL-SLV
78XL	7.80	39	78XL-SLV	142XL	14.20	71	142XL-SLV
80XL	8.00	40	80XL-SLV	144XL	14.40	72	144XL-SLV
82XL	8.20	41	82XL-SLV	146XL	14.60	73	146XL-SLV
84XL	8.40	42	84XL-SLV	148XL	14.80	74	148XL-SLV
86XL	8.60	43	86XL-SLV	150XL	15.00	75	150XL-SLV
88XL	8.80	44	88XL-SLV	152XL	15.20	76	152XL-SLV
90XL	9.00	45	90XL-SLV	154XL	15.40	77	154XL-SLV
92XL	9.20	46	92XL-SLV	156XL	15.60	78	156XL-SLV
94XL	9.40	47	94XL-SLV	158XL	15.80	79	158XL-SLV
96XL	9.60	48	96XL-SLV	160XL	16.00	80	160XL-SLV
98XL	9.80	49	98XL-SLV	162XL	16.20	81	162XL-SLV
100XL	10.00	50	100XL-SLV	164XL	16.40	82	164XL-SLV
102XL	10.20	51	102XL-SLV	166XL	16.60	83	166XL-SLV
104XL	10.40	52	104XL-SLV	168XL	16.80	84	168XL-SLV
106XL	10.60	53	106XL-SLV	170XL	17.00	85	170XL-SLV
108XL	10.80	54	108XL-SLV	172XL	17.20	86	172XL-SLV
110XL	11.00	55	110XL-SLV	174XL	17.40	87	174XL-SLV
112XL	11.20	56	112XL-SLV	176XL	17.60	88	176XL-SLV
114XL	11.40	57	114XL-SLV	178XL	17.80	89	178XL-SLV
116XL	11.60	58	116XL-SLV	180XL	18.00	90	180XL-SLV



Dura-Premium Torque



* Timing belt numbers are the base and width ex. **44XL025**


* Length is O.C. in Inches

* Standard Widths Include:

025=1/4, 037=3/8

182XL	18.20	91	182XL-SLV	250XL	25.00	125	250XL-SLV
184XL	18.40	92	184XL-SLV	252XL	25.20	126	252XL-SLV
186XL	18.60	93	186XL-SLV	254XL	25.40	127	254XL-SLV
188XL	18.80	94	188XL-SLV	256XL	25.60	128	256XL-SLV
190XL	19.00	95	190XL-SLV	260XL	26.00	130	260XL-SLV
192XL	19.20	96	192XL-SLV	262XL	26.20	131	262XL-SLV
194XL	19.40	97	194XL-SLV	264XL	26.40	132	264XL-SLV
196XL	19.60	98	196XL-SLV	266XL	26.60	133	266XL-SLV
198XL	19.80	99	198XL-SLV	268XL	26.80	134	268XL-SLV
200XL	20.00	100	200XL-SLV	270XL	27.00	135	270XL-SLV
202XL	20.20	101	202XL-SLV	272XL	27.20	136	272XL-SLV
204XL	20.40	102	204XL-SLV	274XL	27.40	137	274XL-SLV
206XL	20.60	103	206XL-SLV	276XL	27.60	138	276XL-SLV
208XL	20.80	104	208XL-SLV	280XL	28.00	140	280XL-SLV
210XL	21.00	105	210XL-SLV	282XL	28.20	141	282XL-SLV
212XL	21.20	106	212XL-SLV	284XL	28.40	142	284XL-SLV
214XL	21.40	107	214XL-SLV	286XL	28.60	143	286XL-SLV
216XL	21.60	108	216XL-SLV	288XL	28.80	144	288XL-SLV
218XL	21.80	109	218XL-SLV	290XL	29.00	145	290XL-SLV
220XL	22.00	110	220XL-SLV	296XL	29.60	148	296XL-SLV
222XL	22.20	111	222XL-SLV	300XL	30.00	150	300XL-SLV
224XL	22.40	112	224XL-SLV	304XL	30.40	152	304XL-SLV
226XL	22.60	113	226XL-SLV	306XL	30.60	153	306XL-SLV
228XL	22.80	114	228XL-SLV	310XL	31.00	155	310XL-SLV
230XL	23.00	115	230XL-SLV	314XL	31.40	157	314XL-SLV
234XL	23.40	117	234XL-SLV	316XL	31.60	158	316XL-SLV
236XL	23.60	118	236XL-SLV	320XL	32.00	160	320XL-SLV
238XL	23.80	119	238XL-SLV	322XL	32.20	161	322XL-SLV
240XL	24.00	120	240XL-SLV	326XL	32.60	163	326XL-SLV
244XL	24.40	122	244XL-SLV	330XL	33.00	165	330XL-SLV
246XL	24.60	123	246XL-SLV	332XL	33.20	166	332XL-SLV
248XL	24.80	124	248XL-SLV	334XL	33.40	167	334XL-SLV





Dura-Premium Torque



* Timing belt numbers are the base and width ex. **44XL025**

* Length is O.C. in Inches

* Standard Widths Include:

025=1/4, 037=3/8

336XL	33.60	168	336XL-SLV	450XL	45.00	225	450XL-SLV
340XL	34.00	170	340XL-SLV	460XL	46.00	230	460XL-SLV
344XL	34.40	172	344XL-SLV	470XL	47.00	235	470XL-SLV
348XL	34.80	174	348XL-SLV	478XL	47.80	239	478XL-SLV
350XL	35.00	175	350XL-SLV	480XL	48.00	240	480XL-SLV
352XL	35.20	176	352XL-SLV	488XL	48.80	244	488XL-SLV
356XL	35.60	178	356XL-SLV	490XL	49.00	245	490XL-SLV
360XL	36.00	180	360XL-SLV	492XL	49.20	246	492XL-SLV
362XL	36.20	181	362XL-SLV	496XL	49.60	248	496XL-SLV
364XL	36.40	182	364XL-SLV	498XL	49.80	249	498XL-SLV
370XL	37.00	185	370XL-SLV	500XL	50.00	250	500XL-SLV
372XL	37.20	186	372XL-SLV	506XL	50.60	253	506XL-SLV
376XL	37.60	188	376XL-SLV	510XL	51.00	255	510XL-SLV
380XL	38.00	190	380XL-SLV	512XL	51.20	256	512XL-SLV
382XL	38.20	191	382XL-SLV	514XL	51.40	257	514XL-SLV
384XL	38.40	192	384XL-SLV	522XL	52.20	261	522XL-SLV
388XL	38.80	194	388XL-SLV	530XL	53.00	265	530XL-SLV
390XL	39.00	195	390XL-SLV	532XL	53.20	266	532XL-SLV
392XL	39.20	196	392XL-SLV	540XL	54.00	270	540XL-SLV
396XL	39.60	198	396XL-SLV	544XL	54.40	272	544XL-SLV
400XL	40.00	200	400XL-SLV	550XL	55.00	275	550XL-SLV
410XL	41.00	205	410XL-SLV	552XL	55.20	276	552XL-SLV
412XL	41.20	206	412XL-SLV	564XL	56.40	282	564XL-SLV
414XL	41.40	207	414XL-SLV	570XL	57.00	285	570XL-SLV
420XL	42.00	210	420XL-SLV	580XL	58.00	290	580XL-SLV
424XL	42.40	212	424XL-SLV	592XL	59.20	296	592XL-SLV
425XL	42.50	213	425XL-SLV	600XL	60.00	300	600XL-SLV
430XL	43.00	215	430XL-SLV	612XL	61.20	306	612XL-SLV
432XL	43.20	216	432XL-SLV	616XL	61.60	308	616XL-SLV
434XL	43.40	217	434XL-SLV	624XL	62.40	312	624XL-SLV
438XL	43.80	219	438XL-SLV	630XL	63.00	315	630XL-SLV
440XL	44.00	220	440XL-SLV	648XL	64.80	324	648XL-SLV

TX



Dura-Premium Torque




* Timing belt numbers are the base and width ex. **100L050**

* Length is O.C. in Inches

* Standard Widths Include:

050=1/2, 075=3/4, 100=1

67L	6.70	18	67L-SLV	214L	21.40	57	214L-SLV
98L	9.80	26	98L-SLV	217L	21.70	58	217L-SLV
100L	10.00	27	100L-SLV	218L	21.80	58	218L-SLV
109L	10.90	29	109L-SLV	220L	22.00	59	220L-SLV
113L	11.30	30	113L-SLV	225L	22.50	60	225L-SLV
120L	12.00	32	120L-SLV	230L	23.00	61	230L-SLV
124L	12.40	33	124L-SLV	232L	23.20	62	232L-SLV
130L	13.00	35	130L-SLV	233L	23.30	62	233L-SLV
135L	13.50	36	135L-SLV	236L	23.60	63	236L-SLV
140L	14.00	37	140L-SLV	240L	24.00	64	240L-SLV
143L	14.30	38	143L-SLV	244L	24.40	65	244L-SLV
146L	14.60	39	146L-SLV	248L	24.80	66	248L-SLV
150L	15.00	40	150L-SLV	250L	25.00	67	250L-SLV
154L	15.40	41	154L-SLV	251L	25.10	67	251L-SLV
158L	15.80	42	158L-SLV	255L	25.50	68	255L-SLV
160L	16.00	43	160L-SLV	258L	25.80	69	258L-SLV
161L	16.10	43	161L-SLV	259L	25.90	69	259L-SLV
165L	16.50	44	165L-SLV	262L	26.20	70	262L-SLV
169L	16.90	45	169L-SLV	263L	26.30	70	263L-SLV
173L	17.30	46	173L-SLV	265L	26.50	71	265L-SLV
176L	17.60	47	176L-SLV	270L	27.00	72	270L-SLV
177L	17.70	47	177L-SLV	275L	27.50	73	275L-SLV
180L	18.00	48	180L-SLV	277L	27.70	74	277L-SLV
185L	18.50	49	185L-SLV	280L	28.00	75	280L-SLV
187L	18.70	50	187L-SLV	281L	28.10	75	281L-SLV
191L	19.10	51	191L-SLV	285L	28.50	76	285L-SLV
195L	19.50	52	195L-SLV	293L	29.30	78	293L-SLV
200L	20.00	53	200L-SLV	296L	29.60	79	296L-SLV
202L	20.20	54	202L-SLV	300L	30.00	80	300L-SLV
203L	20.30	54	203L-SLV	304L	30.40	81	304L-SLV
206L	20.60	55	206L-SLV	311L	31.10	83	311L-SLV
210L	21.00	56	210L-SLV	315L	31.50	84	315L-SLV



Dura-Premium Torque



* Timing belt numbers are the base and width ex. **100L050**

* Length is O.C. in Inches


* Standard Widths Include:

050=1/2, 075=3/4, 100=1

319L	31.90	85	319L-SLV	430L	43.00	115	430L-SLV
320L	32.00	85	320L-SLV	435L	43.50	116	435L-SLV
322L	32.20	86	322L-SLV	439L	43.90	117	439L-SLV
326L	32.60	87	326L-SLV	442L	44.20	118	442L-SLV
328L	32.80	87	328L-SLV	446L	44.60	119	446L-SLV
330L	33.00	88	330L-SLV	450L	45.00	120	450L-SLV
334L	33.40	89	334L-SLV	453L	45.30	121	453L-SLV
337L	33.70	90	337L-SLV	454L	45.40	121	454L-SLV
341L	34.10	91	341L-SLV	461L	46.10	123	461L-SLV
345L	34.50	92	345L-SLV	465L	46.50	124	465L-SLV
352L	35.20	94	352L-SLV	480L	48.00	128	480L-SLV
356L	35.60	95	356L-SLV	490L	49.00	131	490L-SLV
360L	36.00	96	360L-SLV	495L	49.50	132	495L-SLV
367L	36.70	98	367L-SLV	500L	50.00	133	500L-SLV
371L	37.10	99	371L-SLV	510L	51.00	136	510L-SLV
375L	37.50	100	375L-SLV	518L	51.80	138	518L-SLV
382L	38.20	102	382L-SLV	525L	52.50	140	525L-SLV
387L	38.70	103	387L-SLV	530L	53.00	141	530L-SLV
390L	39.00	104	390L-SLV	540L	54.00	144	540L-SLV
394L	39.40	105	394L-SLV	548L	54.80	146	548L-SLV
397L	39.70	106	397L-SLV	550L	55.00	147	550L-SLV
398L	39.80	106	398L-SLV	555L	55.50	148	555L-SLV
400L	40.00	107	400L-SLV	560L	56.00	149	560L-SLV
405L	40.50	108	405L-SLV	563L	56.30	150	563L-SLV
408L	40.80	109	408L-SLV	564L	56.40	150	564L-SLV
410L	41.00	109	410L-SLV	570L	57.00	152	570L-SLV
412L	41.20	110	412L-SLV	574L	57.40	153	574L-SLV
420L	42.00	112	420L-SLV	581L	58.10	155	581L-SLV
422L	42.20	113	422L-SLV	585L	58.50	156	585L-SLV
424L	42.40	113	424L-SLV	595L	59.50	159	595L-SLV
425L	42.50	113	425L-SLV	600L	60.00	160	600L-SLV
427L	42.70	114	427L-SLV	615L	61.50	164	615L-SLV



Dura-Premium Torque



* Timing belt numbers are the base and width ex. **195H100**


* Length is O.C. in Inches

* Standard Widths Include:

075=3/4, 100=1, 150=1 1/2, 200=2, 300=3

619L	61.90	165	619L-SLV	110H	11.00	22	110H-SLV
630L	63.00	168	630L-SLV	140H	14.00	28	140H-SLV
634L	63.40	169	634L-SLV	145H	14.50	29	145H-SLV
635L	63.50	169	635L-SLV	160H	16.00	32	160H-SLV
640L	64.00	171	640L-SLV	165H	16.50	33	165H-SLV
653L	65.30	174	653L-SLV	170H	17.00	34	170H-SLV
655L	65.50	175	655L-SLV	180H	18.00	36	180H-SLV
660L	66.00	176	660L-SLV	185H	18.50	37	185H-SLV
675L	67.50	180	675L-SLV	195H	19.50	39	195H-SLV
680L	68.00	181	680L-SLV	200H	20.00	40	200H-SLV
694L	69.40	185	694L-SLV	205H	20.50	41	205H-SLV
695L	69.50	185	695L-SLV	210H	21.00	42	210H-SLV
697L	69.70	186	697L-SLV	215H	21.50	43	215H-SLV
701L	70.10	187	701L-SLV	220H	22.00	44	220H-SLV
709L	70.90	189	709L-SLV	225H	22.50	45	225H-SLV
712L	71.20	190	712L-SLV	230H	23.00	46	230H-SLV
720L	72.00	192	720L-SLV	235H	23.50	47	235H-SLV
725L	72.50	193	725L-SLV	240H	24.00	48	240H-SLV
728L	72.80	194	728L-SLV	245H	24.50	49	245H-SLV
731L	73.10	195	731L-SLV	250H	25.00	50	250H-SLV
739L	73.90	197	739L-SLV	255H	25.50	51	255H-SLV
750L	75.00	200	750L-SLV	260H	26.00	52	260H-SLV
765L	76.50	204	765L-SLV	270H	27.00	54	270H-SLV
767L	76.70	205	767L-SLV	280H	28.00	56	280H-SLV
770L	77.00	205	770L-SLV	285H	28.50	57	285H-SLV
780L	78.00	208	780L-SLV	290H	29.00	58	290H-SLV
788L	78.80	210	788L-SLV	295H	29.50	59	295H-SLV
791L	79.10	211	791L-SLV	300H	30.00	60	300H-SLV
795L	79.50	212	795L-SLV	305H	30.50	61	305H-SLV
815L	81.50	217	815L-SLV	310H	31.00	62	310H-SLV
817L	81.70	218	817L-SLV	315H	31.50	63	315H-SLV
825L	82.50	220	825L-SLV	320H	32.00	64	320H-SLV





Dura-Premium Torque



* Timing belt numbers are the base and width ex. **195H100**

* Length is O.C. in Inches


* Standard Widths Include:

075=3/4, 100=1, 150=1 1/2, 200=2, 300=3

325H	32.50	65	325H-SLV	490H	49.00	98	490H-SLV
330H	33.00	66	330H-SLV	495H	49.50	99	495H-SLV
335H	33.50	67	335H-SLV	500H	50.00	100	500H-SLV
340H	34.00	68	340H-SLV	510H	51.00	102	510H-SLV
345H	34.50	69	345H-SLV	515H	51.50	103	515H-SLV
350H	35.00	70	350H-SLV	520H	52.00	104	520H-SLV
355H	35.50	71	355H-SLV	525H	52.50	105	525H-SLV
360H	36.00	72	360H-SLV	530H	53.00	106	530H-SLV
365H	36.50	73	365H-SLV	535H	53.50	107	535H-SLV
370H	37.00	74	370H-SLV	540H	54.00	108	540H-SLV
375H	37.50	75	375H-SLV	545H	54.50	109	545H-SLV
380H	38.00	76	380H-SLV	550H	55.00	110	550H-SLV
385H	38.50	77	385H-SLV	560H	56.00	112	560H-SLV
390H	39.00	78	390H-SLV	565H	56.50	113	565H-SLV
395H	39.50	79	395H-SLV	570H	57.00	114	570H-SLV
400H	40.00	80	400H-SLV	580H	58.00	116	580H-SLV
405H	40.50	81	405H-SLV	585H	58.50	117	585H-SLV
410H	41.00	82	410H-SLV	590H	59.00	118	590H-SLV
415H	41.50	83	415H-SLV	600H	60.00	120	600H-SLV
420H	42.00	84	420H-SLV	605H	60.50	121	605H-SLV
425H	42.50	85	425H-SLV	610H	61.00	122	610H-SLV
430H	43.00	86	430H-SLV	615H	61.50	123	615H-SLV
435H	43.50	87	435H-SLV	625H	62.50	125	625H-SLV
440H	44.00	88	440H-SLV	630H	63.00	126	630H-SLV
445H	44.50	89	445H-SLV	640H	64.00	128	640H-SLV
450H	45.00	90	450H-SLV	645H	64.50	129	645H-SLV
455H	45.50	91	455H-SLV	650H	65.00	130	650H-SLV
460H	46.00	92	460H-SLV	660H	66.00	132	660H-SLV
465H	46.50	93	465H-SLV	670H	67.00	134	670H-SLV
470H	47.00	94	470H-SLV	680H	68.00	136	680H-SLV
480H	48.00	96	480H-SLV	690H	69.00	138	690H-SLV
485H	48.50	97	485H-SLV	700H	70.00	140	700H-SLV



Dura-Premium Torque



* Timing belt numbers are the base and width ex. **195H100**


* Length is O.C. in Inches

* Standard Widths Include:

075=3/4, 100=1, 150=1 1/2, 200=2, 300=3

710H	71.00	142	710H-SLV	1020H	102.00	204	1020H-SLV
720H	72.00	144	720H-SLV	1035H	103.50	207	1035H-SLV
725H	72.50	145	725H-SLV	1040H	104.00	208	1040H-SLV
730H	73.00	146	730H-SLV	1050H	105.00	210	1050H-SLV
740H	74.00	148	740H-SLV	1060H	106.00	212	1060H-SLV
750H	75.00	150	750H-SLV	1070H	107.00	214	1070H-SLV
760H	76.00	152	760H-SLV	1080H	108.00	216	1080H-SLV
770H	77.00	154	770H-SLV	1085H	108.50	217	1085H-SLV
775H	77.50	155	775H-SLV	1100H	110.00	220	1100H-SLV
780H	78.00	156	780H-SLV	1120H	112.00	224	1120H-SLV
785H	78.50	157	785H-SLV	1130H	113.00	226	1130H-SLV
790H	79.00	158	790H-SLV	1135H	113.50	227	1135H-SLV
800H	80.00	160	800H-SLV	1140H	114.00	228	1140H-SLV
810H	81.00	162	810H-SLV	1150H	115.00	230	1150H-SLV
820H	82.00	164	820H-SLV	1155H	115.50	231	1155H-SLV
830H	83.00	166	830H-SLV	1160H	116.00	232	1160H-SLV
840H	84.00	168	840H-SLV	1175H	117.50	235	1175H-SLV
850H	85.00	170	850H-SLV	1180H	118.00	236	1180H-SLV
860H	86.00	172	860H-SLV	1185H	118.50	237	1185H-SLV
870H	87.00	174	870H-SLV	1200H	120.00	240	1200H-SLV
880H	88.00	176	880H-SLV	1210H	121.00	242	1210H-SLV
885H	88.50	177	885H-SLV	1240H	124.00	248	1240H-SLV
890H	89.00	178	890H-SLV	1250H	125.00	250	1250H-SLV
900H	90.00	180	900H-SLV	1260H	126.00	252	1260H-SLV
910H	91.00	182	910H-SLV	1270H	127.00	254	1270H-SLV
920H	92.00	184	920H-SLV	1280H	128.00	256	1280H-SLV
930H	93.00	186	930H-SLV	1285H	128.50	257	1285H-SLV
950H	95.00	190	950H-SLV	1300H	130.00	260	1300H-SLV
960H	96.00	192	960H-SLV	1325H	132.50	265	1325H-SLV
980H	98.00	196	980H-SLV	1335H	133.50	267	1335H-SLV
985H	98.50	197	985H-SLV	1345H	134.50	269	1345H-SLV
1000H	100.00	200	1000H-SLV	1350H	135.00	270	1350H-SLV





Dura-Premium Torque



* Timing belt numbers are the base and width ex. 586XH200

* Length is O.C. in Inches

* Standard Widths Include:

200=2, 300=3, 400=4

463XH	46.30	53	463XH-SLV	700XXH	70.00	56	700XXH-SLV
473XH	47.30	54	473XH-SLV	800XXH	80.00	64	800XXH-SLV
507XH	50.70	58	507XH-SLV	840XXH	84.00	67	840XXH-SLV
534XH	53.40	61	534XH-SLV	900XXH	90.00	72	900XXH-SLV
560XH	56.00	64	560XH-SLV	1000XXH	100.00	80	1000XXH-SLV
570XH	57.00	65	570XH-SLV	1200XXH	120.00	96	1200XXH-SLV
580XH	58.00	66	580XH-SLV	1400XXH	140.00	112	1400XXH-SLV
586XH	58.60	67	586XH-SLV	1463XXH	146.30	117	1463XXH-SLV
604XH	60.40	69	604XH-SLV	1600XXH	160.00	128	1600XXH-SLV
605XH	60.50	69	605XH-SLV	1800XXH	180.00	144	1800XXH-SLV
610XH	61.00	70	610XH-SLV				
630XH	63.00	72	630XH-SLV				
648XH	64.80	74	648XH-SLV				
670XH	67.00	77	670XH-SLV				
700XH	70.00	80	700XH-SLV				
735XH	73.50	84	735XH-SLV				
752XH	75.20	86	752XH-SLV				
770XH	77.00	88	770XH-SLV				
800XH	80.00	91	800XH-SLV				
840XH	84.00	96	840XH-SLV				
901XH	90.10	103	901XH-SLV				
910XH	91.00	104	910XH-SLV				
927XH	92.70	106	927XH-SLV				
980XH	98.00	112	980XH-SLV				
1000XH	100.00	114	1000XH-SLV				
1120XH	112.00	128	1120XH-SLV				
1260XH	126.00	144	1260XH-SLV				
1400XH	140.00	160	1400XH-SLV				
1540XH	154.00	176	1540XH-SLV				
1750XH	175.00	200	1750XH-SLV				





Dura-Premium Torque Ultimate

D&D DURA-PREMIUM TORQUE ULTIMATE belts meet or exceed USA RMA published ratings levels. They are manufactured to perform at identical or higher levels than all major US manufacturer's belts of the same type. They offer a dependable, economical and hassle-free alternative to chain drives.

DURA-PREMIUM TORQUE ULTIMATE synchronous belts feature a classic trapezoidal tooth profile. The tooth profile is low and has a large surface area at the tip of the tooth providing good support on sliding conveyor surfaces. They are manufactured with a heavy duty, woven, nylon based fabric tooth covering. The helically wound tensile cords are engineered, twisted and chemically set stranded Kevlar material. These special Kevlar cords are designed to offer the highest breaking strength possible. They are made with a high temperature chloroprene polymer throughout the belt, and are proven through thousands of hours of customer use to be durable and dependable.

All DURA-PREMIUM TORQUE ULTIMATE timing belts are manufactured using the latest in synchronous belt technology.





Dura-Premium Torque Ultimate



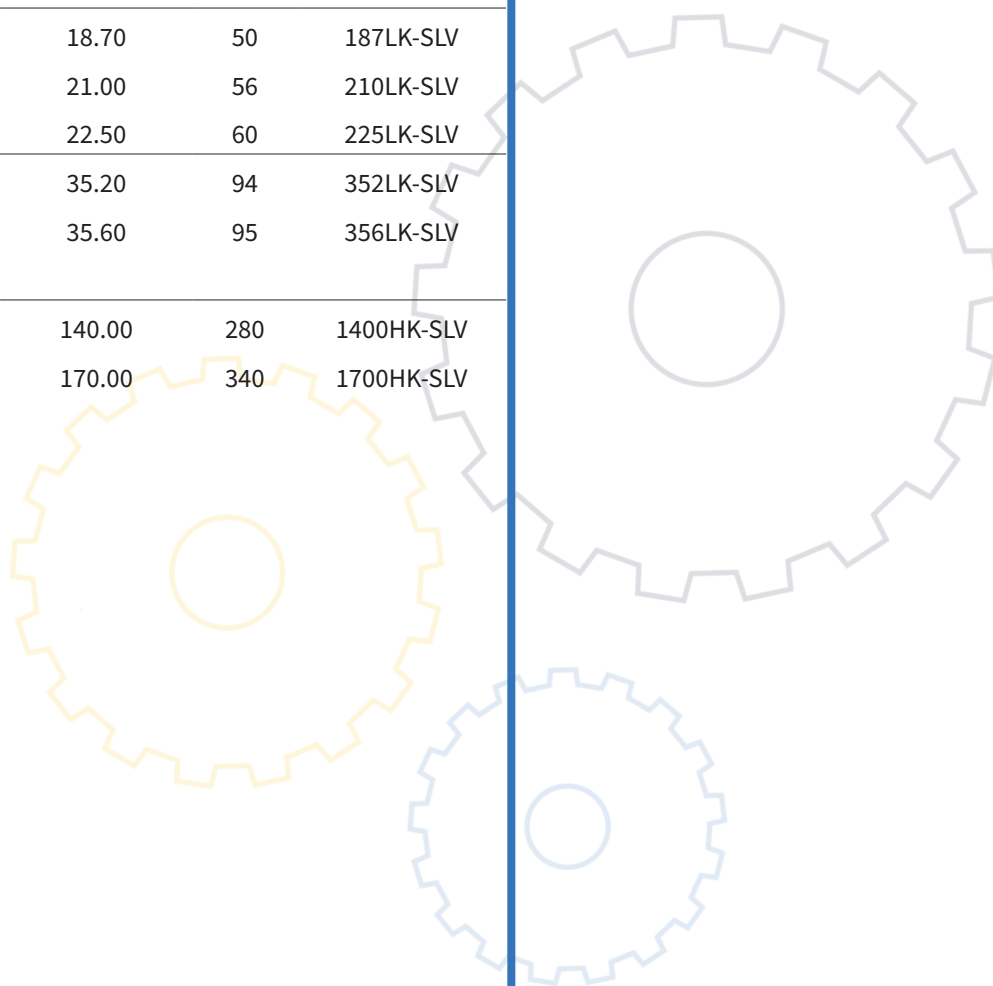
* Timing belt numbers are the base and width ex. **210LK050**

* Length is O.C. in Inches

* Standard Widths Include:

037=3/8, 050=1/2, 075=3/4, 100=1

124XLK	12.40	62	124XLK-SLV
142XLK	14.20	71	142XLK-SLV
194XLK	19.40	97	194XLK-SLV
210XLK	21.00	105	210XLK-SLV
360XLK	36.00	180	360XLK-SLV
187LK	18.70	50	187LK-SLV
210LK	21.00	56	210LK-SLV
225LK	22.50	60	225LK-SLV
352LK	35.20	94	352LK-SLV
356LK	35.60	95	356LK-SLV
1400HK	140.00	280	1400HK-SLV
1700HK	170.00	340	1700HK-SLV





Dura-Premium Torque Urethane Steelm (US)

D&D DURA-PREMIUM TORQUE URETHANE STEEL belts meet or exceed USA RMA published ratings levels. They are manufactured to perform at identical or higher levels than all major US manufacturer's belts of the same type.

DURA-PREMIUM TORQUE URETHANE STEEL belts feature a classic trapezoidal tooth profile. The tooth profile is low and has a large surface area at the tip of the tooth providing good support on sliding conveyor surfaces. They are manufactured with a urethane body and continuous helically wound steel cable cords. These belts are ideal for situations where high stress and load demands exceed the performance capabilities of spliced belts.

DURA-PREMIUM TORQUE URETHANE STEEL timing belts are suitable for all power transmission, high speed, and severe conveying applications. They are proven through thousands of hours of customer use to be durable and dependable.

All DURA-PREMIUM TORQUE URETHANE STEEL synchronous belts are manufactured using the latest in synchronous belt technology.



Dura-Premium Torque Urethane Steel



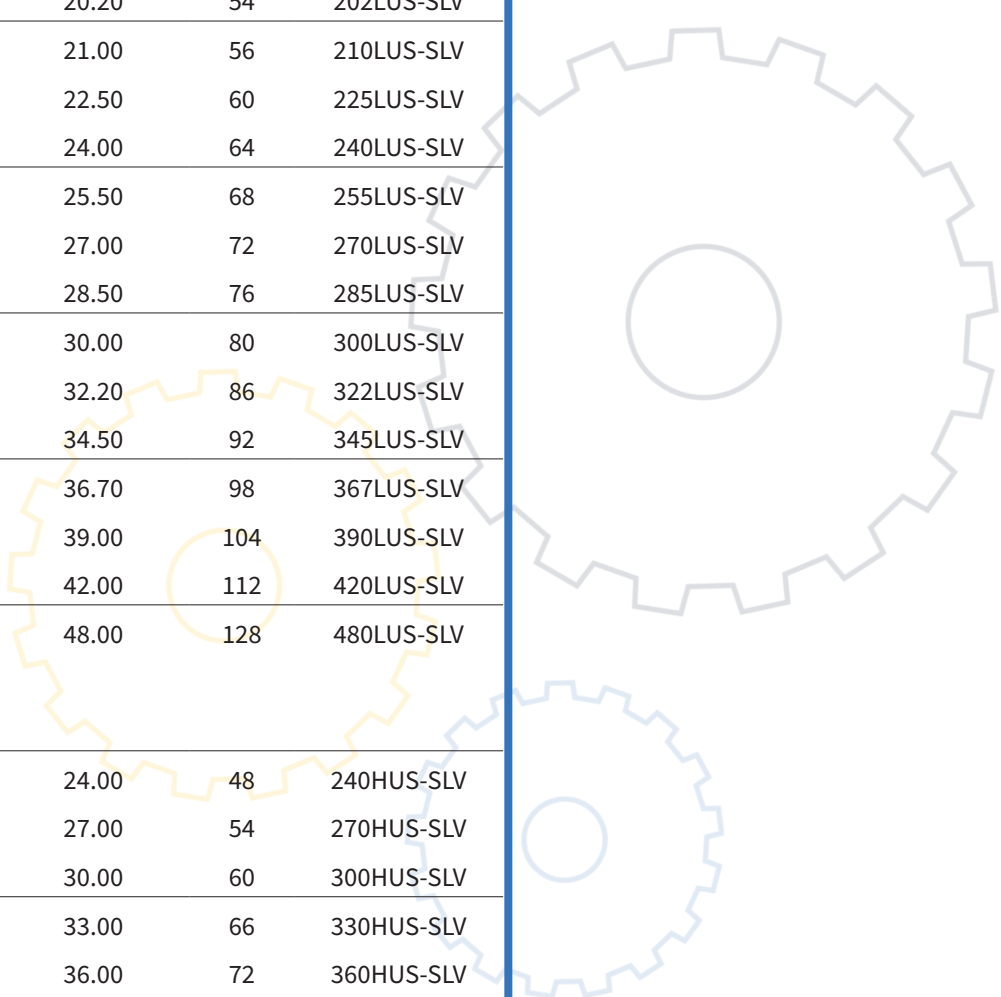
* Urethane steel numbers are separated by a US at the end

* Length is O.C. in Inches

* Standard Widths Include:

025=1/4, 037=1/8, 050=1/2, 100=1, 200=2

90XLUS	9.00	45	90XLUS-SLV
150LUS	15.00	40	150LUS-SLV
187LUS	18.70	50	187LUS-SLV
202LUS	20.20	54	202LUS-SLV
210LUS	21.00	56	210LUS-SLV
225LUS	22.50	60	225LUS-SLV
240LUS	24.00	64	240LUS-SLV
255LUS	25.50	68	255LUS-SLV
270LUS	27.00	72	270LUS-SLV
285LUS	28.50	76	285LUS-SLV
300LUS	30.00	80	300LUS-SLV
322LUS	32.20	86	322LUS-SLV
345LUS	34.50	92	345LUS-SLV
367LUS	36.70	98	367LUS-SLV
390LUS	39.00	104	390LUS-SLV
420LUS	42.00	112	420LUS-SLV
480LUS	48.00	128	480LUS-SLV
240HUS	24.00	48	240HUS-SLV
270HUS	27.00	54	270HUS-SLV
300HUS	30.00	60	300HUS-SLV
330HUS	33.00	66	330HUS-SLV
360HUS	36.00	72	360HUS-SLV
390HUS	39.00	78	390HUS-SLV
420HUS	42.00	84	420HUS-SLV
450HUS	45.00	90	450HUS-SLV
480HUS	48.00	96	480HUS-SLV
510HUS	51.00	102	510HUS-SLV
630HUS	63.00	126	630HUS-SLV







Dual Dura-Premium Torque

D&D DUAL DURA-PREMIUM TORQUE belts meet or exceed USA RMA published ratings levels. They are manufactured to perform at identical or higher levels than all major US manufacturer's belts of the same type. They offer a dependable, economical and hassle-free alternative to chain drives.

DUAL DURA-PREMIUM TORQUE synchronous belts feature a classic dual sided trapezoidal tooth profile. Double sided timing belts offer power transmission from both sides, and are often used in reversing and serpentine applications. They are manufactured with a heavy duty, woven, nylon based fabric tooth covering. The backing is precisely ground for smooth uniform running. The helically wound tensile cords are engineered, twisted and chemically set stranded fiberglass material. They are made with a high temperature chloroprene polymer throughout the belt, and are proven through thousands of hours of customer use to be durable and dependable.

All DUAL DURA-PREMIUM TORQUE timing belts are manufactured using the latest in synchronous belt technology.





Dual Dura-Premium Torque



* Timing belt numbers are the base and width ex. **D120MXL012**

* Length is O.C. in Inches


* Standard Widths Include:

012=1/8, 019=3/16, 025=1/4

D120MXL	12.00	150	D120MXL-SLV	D185MXL	18.50	231	D185MXL-SLV
D121MXL	12.10	151	D121MXL-SLV	D186MXL	18.60	233	D186MXL-SLV
D122MXL	12.20	153	D122MXL-SLV	D187MXL	18.70	234	D187MXL-SLV
D123MXL	12.30	154	D123MXL-SLV	D188MXL	18.80	235	D188MXL-SLV
D124MXL	12.40	155	D124MXL-SLV	D189MXL	18.90	236	D189MXL-SLV
D124.8MXL	12.48	156	D124.8MXL-SLV	D191MXL	19.10	239	D191MXL-SLV
D127.2MXL	12.72	159	D127.2MXL-SLV	D192MXL	19.20	240	D192MXL-SLV
D128MXL	12.80	160	D128MXL-SLV	D198MXL	19.80	248	D198MXL-SLV
D130.4MXL	13.04	163	D130.4MXL-SLV	D199.2MXL	19.92	249	D199.2MXL-SLV
D131.2MXL	13.12	164	D131.2MXL-SLV	D200MXL	20.00	250	D200MXL-SLV
D132MXL	13.20	165	D132MXL-SLV	D201MXL	20.10	251	D201MXL-SLV
D132.8MXL	13.28	166	D132.8MXL-SLV	D205MXL	20.50	256	D205MXL-SLV
D134MXL	13.40	168	D134MXL-SLV	D212MXL	21.20	265	D212MXL-SLV
D136MXL	13.60	170	D136MXL-SLV	D221MXL	22.10	276	D221MXL-SLV
D138MXL	13.80	173	D138MXL-SLV	D224MXL	22.40	280	D224MXL-SLV
D140MXL	14.00	175	D140MXL-SLV	D224.8MXL	22.48	281	D224.8MXL-SLV
D144MXL	14.40	180	D144MXL-SLV	D228MXL	22.80	285	D228MXL-SLV
D147MXL	14.70	184	D147MXL-SLV	D230MXL	23.00	288	D230MXL-SLV
D152MXL	15.20	190	D152MXL-SLV	D232MXL	23.20	290	D232MXL-SLV
D154MXL	15.40	193	D154MXL-SLV	D236MXL	23.60	295	D236MXL-SLV
D155MXL	15.50	194	D155MXL-SLV	D238.4MXL	23.84	298	D238.4MXL-SLV
D156MXL	15.60	195	D156MXL-SLV	D240MXL	24.00	300	D240MXL-SLV
D157MXL	15.70	196	D157MXL-SLV	D244MXL	24.40	305	D244MXL-SLV
D158MXL	15.80	198	D158MXL-SLV	D248MXL	24.80	310	D248MXL-SLV
D160MXL	16.00	200	D160MXL-SLV	D250MXL	25.00	313	D250MXL-SLV
D168MXL	16.80	210	D168MXL-SLV	D252MXL	25.20	315	D252MXL-SLV
D169MXL	16.90	211	D169MXL-SLV	D254MXL	25.40	318	D254MXL-SLV
D171.2MXL	17.12	214	D171.2MXL-SLV	D256MXL	25.60	320	D256MXL-SLV
D173MXL	17.30	216	D173MXL-SLV	D259.2MXL	25.92	324	D259.2MXL-SLV
D176.8MXL	17.68	221	D176.8MXL-SLV	D262MXL	26.20	328	D262MXL-SLV
D180MXL	18.00	225	D180MXL-SLV	D265.6MXL	26.56	332	D265.6MXL-SLV
D182.4MXL	18.24	228	D182.4MXL-SLV	D268MXL	26.80	335	D268MXL-SLV



Dual Dura-Premium Torque




* Timing belt numbers are the base and width ex. **D120XL025**

* Length is O.C. in Inches

* Standard Widths Include:

025=1/4, 037=3/8

D269MXL	26.90	336	D269MXL-SLV	D60XL	6.00	30	D60XL-SLV
D274.4MXL	27.44	343	D274.4MXL-SLV	D70XL	7.00	35	D70XL-SLV
D278MXL	27.80	348	D278MXL-SLV	D80XL	8.00	40	D80XL-SLV
D280MXL	28.00	350	D280MXL-SLV	D90XL	9.00	45	D90XL-SLV
D281MXL	28.10	351	D281MXL-SLV	D100XL	10.00	50	D100XL-SLV
D282.4MXL	28.24	353	D282.4MXL-SLV	D110XL	11.00	55	D110XL-SLV
D288MXL	28.80	360	D288MXL-SLV	D120XL	12.00	60	D120XL-SLV
D290MXL	29.00	363	D290MXL-SLV	D122XL	12.20	61	D122XL-SLV
D292MXL	29.20	365	D292MXL-SLV	D124XL	12.40	62	D124XL-SLV
D297MXL	29.70	371	D297MXL-SLV	D126XL	12.60	63	D126XL-SLV
D302MXL	30.20	378	D302MXL-SLV	D128XL	12.80	64	D128XL-SLV
D304MXL	30.40	380	D304MXL-SLV	D130XL	13.00	65	D130XL-SLV
D320MXL	32.00	400	D320MXL-SLV	D132XL	13.20	66	D132XL-SLV
D324MXL	32.40	405	D324MXL-SLV	D134XL	13.40	67	D134XL-SLV
D326MXL	32.60	408	D326MXL-SLV	D136XL	13.60	68	D136XL-SLV
D332MXL	33.20	415	D332MXL-SLV	D138XL	13.80	69	D138XL-SLV
D347.2MXL	34.72	434	D347.2MXL-SLV	D140XL	14.00	70	D140XL-SLV
D362MXL	36.20	453	D362MXL-SLV	D142XL	14.20	71	D142XL-SLV
D370.4MXL	37.04	463	D370.4MXL-SLV	D144XL	14.40	72	D144XL-SLV
D371.2MXL	37.12	464	D371.2MXL-SLV	D146XL	14.60	73	D146XL-SLV
D398.4MXL	39.84	498	D398.4MXL-SLV	D148XL	14.80	74	D148XL-SLV
D400MXL	40.00	500	D400MXL-SLV	D150XL	15.00	75	D150XL-SLV
D403MXL	40.30	504	D403MXL-SLV	D152XL	15.20	76	D152XL-SLV
D404MXL	40.40	505	D404MXL-SLV	D154XL	15.40	77	D154XL-SLV
D406.4MXL	40.64	508	D406.4MXL-SLV	D156XL	15.60	78	D156XL-SLV
D418MXL	41.80	523	D418MXL-SLV	D158XL	15.80	79	D158XL-SLV
D425MXL	42.50	531	D425MXL-SLV	D160XL	16.00	80	D160XL-SLV
D440MXL	44.00	550	D440MXL-SLV	D162XL	16.20	81	D162XL-SLV
D456MXL	45.60	570	D456MXL-SLV	D164XL	16.40	82	D164XL-SLV
D522MXL	52.20	653	D522MXL-SLV	D166XL	16.60	83	D166XL-SLV
D532MXL	53.20	665	D532MXL-SLV	D168XL	16.80	84	D168XL-SLV
D576MXL	57.60	720	D576MXL-SLV	D170XL	17.00	85	D170XL-SLV



Dual Dura-Premium Torque



* Timing belt numbers are the base and width ex. **D120XL025**

* Length is O.C. in Inches


* Standard Widths Include:

025=1/4, 037=3/8

D172XL	17.20	86	D172XL-SLV	D238XL	23.80	119	D238XL-SLV
D174XL	17.40	87	D174XL-SLV	D240XL	24.00	120	D240XL-SLV
D176XL	17.60	88	D176XL-SLV	D244XL	24.40	122	D244XL-SLV
D178XL	17.80	89	D178XL-SLV	D246XL	24.60	123	D246XL-SLV
D180XL	18.00	90	D180XL-SLV	D248XL	24.80	124	D248XL-SLV
D182XL	18.20	91	D182XL-SLV	D250XL	25.00	125	D250XL-SLV
D184XL	18.40	92	D184XL-SLV	D252XL	25.20	126	D252XL-SLV
D186XL	18.60	93	D186XL-SLV	D254XL	25.40	127	D254XL-SLV
D188XL	18.80	94	D188XL-SLV	D256XL	25.60	128	D256XL-SLV
D190XL	19.00	95	D190XL-SLV	D260XL	26.00	130	D260XL-SLV
D192XL	19.20	96	D192XL-SLV	D262XL	26.20	131	D262XL-SLV
D194XL	19.40	97	D194XL-SLV	D264XL	26.40	132	D264XL-SLV
D196XL	19.60	98	D196XL-SLV	D266XL	26.60	133	D266XL-SLV
D198XL	19.80	99	D198XL-SLV	D268XL	26.80	134	D268XL-SLV
D200XL	20.00	100	D200XL-SLV	D270XL	27.00	135	D270XL-SLV
D202XL	20.20	101	D202XL-SLV	D272XL	27.20	136	D272XL-SLV
D204XL	20.40	102	D204XL-SLV	D274XL	27.40	137	D274XL-SLV
D206XL	20.60	103	D206XL-SLV	D276XL	27.60	138	D276XL-SLV
D208XL	20.80	104	D208XL-SLV	D280XL	28.00	140	D280XL-SLV
D210XL	21.00	105	D210XL-SLV	D282XL	28.20	141	D282XL-SLV
D212XL	21.20	106	D212XL-SLV	D284XL	28.40	142	D284XL-SLV
D214XL	21.40	107	D214XL-SLV	D286XL	28.60	143	D286XL-SLV
D216XL	21.60	108	D216XL-SLV	D288XL	28.80	144	D288XL-SLV
D218XL	21.80	109	D218XL-SLV	D290XL	29.00	145	D290XL-SLV
D220XL	22.00	110	D220XL-SLV	D296XL	29.60	148	D296XL-SLV
D222XL	22.20	111	D222XL-SLV	D300XL	30.00	150	D300XL-SLV
D224XL	22.40	112	D224XL-SLV	D304XL	30.40	152	D304XL-SLV
D226XL	22.60	113	D226XL-SLV	D306XL	30.60	153	D306XL-SLV
D228XL	22.80	114	D228XL-SLV	D310XL	31.00	155	D310XL-SLV
D230XL	23.00	115	D230XL-SLV	D314XL	31.40	157	D314XL-SLV
D234XL	23.40	117	D234XL-SLV	D316XL	31.60	158	D316XL-SLV
D236XL	23.60	118	D236XL-SLV	D320XL	32.00	160	D320XL-SLV



Dual Dura-Premium Torque




* Timing belt numbers are the base and width ex. **D120XL025**

* Length is O.C. in Inches

* Standard Widths Include:

025=1/4, 037=3/8

D322XL	32.20	161	D322XL-SLV	D438XL	43.80	219	D438XL-SLV
D326XL	32.60	163	D326XL-SLV	D440XL	44.00	220	D440XL-SLV
D330XL	33.00	165	D330XL-SLV	D450XL	45.00	225	D450XL-SLV
D332XL	33.20	166	D332XL-SLV	D460XL	46.00	230	D460XL-SLV
D334XL	33.40	167	D334XL-SLV	D470XL	47.00	235	D470XL-SLV
D336XL	33.60	168	D336XL-SLV	D480XL	48.00	240	D480XL-SLV
D340XL	34.00	170	D340XL-SLV	D488XL	48.80	244	D488XL-SLV
D344XL	34.40	172	D344XL-SLV	D490XL	49.00	245	D490XL-SLV
D348XL	34.80	174	D348XL-SLV	D492XL	49.20	246	D492XL-SLV
D350XL	35.00	175	D350XL-SLV	D496XL	49.60	248	D496XL-SLV
D352XL	35.20	176	D352XL-SLV	D498XL	49.80	249	D498XL-SLV
D356XL	35.60	178	D356XL-SLV	D500XL	50.00	250	D500XL-SLV
D360XL	36.00	180	D360XL-SLV	D506XL	50.60	253	D506XL-SLV
D362XL	36.20	181	D362XL-SLV	D510XL	51.00	255	D510XL-SLV
D364XL	36.40	182	D364XL-SLV	D514XL	51.40	257	D514XL-SLV
D370XL	37.00	185	D370XL-SLV	D530XL	53.00	265	D530XL-SLV
D372XL	37.20	186	D372XL-SLV	D540XL	54.00	270	D540XL-SLV
D376XL	37.60	188	D376XL-SLV	D564XL	56.40	282	D564XL-SLV
D380XL	38.00	190	D380XL-SLV	D570XL	57.00	285	D570XL-SLV
D382XL	38.20	191	D382XL-SLV	D580XL	58.00	290	D580XL-SLV
D384XL	38.40	192	D384XL-SLV	D592XL	59.20	296	D592XL-SLV
D390XL	39.00	195	D390XL-SLV	D600XL	60.00	300	D600XL-SLV
D392XL	39.20	196	D392XL-SLV	D612XL	61.20	306	D612XL-SLV
D396XL	39.60	198	D396XL-SLV	D616XL	61.60	308	D616XL-SLV
D400XL	40.00	200	D400XL-SLV	D624XL	62.40	312	D624XL-SLV
D410XL	41.00	205	D410XL-SLV	D630XL	63.00	315	D630XL-SLV
D412XL	41.20	206	D412XL-SLV	D648XL	64.80	324	D648XL-SLV
D414XL	41.40	207	D414XL-SLV	D670XL	67.00	335	D670XL-SLV
D420XL	42.00	210	D420XL-SLV	D686XL	68.60	343	D686XL-SLV
D424XL	42.40	212	D424XL-SLV	D690XL	69.00	345	D690XL-SLV
D430XL	43.00	215	D430XL-SLV	D700XL	70.00	350	D700XL-SLV
D432XL	43.20	216	D432XL-SLV	D720XL	72.00	360	D720XL-SLV



Dual Dura-Premium Torque



* Timing belt numbers are the base and width ex. **D100L050**

* Length is O.C. in Inches


* Standard Widths Include:

050=1/2, 075=3/4, 100=1

D100L	10.00	27	D100L-SLV	D230L	23.00	61	D230L-SLV
D109L	10.90	29	D109L-SLV	D232L	23.20	62	D232L-SLV
D113L	11.30	30	D113L-SLV	D233L	23.30	62	D233L-SLV
D120L	12.00	32	D120L-SLV	D236L	23.60	63	D236L-SLV
D124L	12.40	33	D124L-SLV	D240L	24.00	64	D240L-SLV
D130L	13.00	35	D130L-SLV	D244L	24.40	65	D244L-SLV
D135L	13.50	36	D135L-SLV	D248L	24.80	66	D248L-SLV
D143L	14.30	38	D143L-SLV	D250L	25.00	67	D250L-SLV
D150L	15.00	40	D150L-SLV	D251L	25.10	67	D251L-SLV
D154L	15.40	41	D154L-SLV	D255L	25.50	68	D255L-SLV
D158L	15.80	42	D158L-SLV	D258L	25.80	69	D258L-SLV
D160L	16.00	43	D160L-SLV	D262L	26.20	70	D262L-SLV
D161L	16.10	43	D161L-SLV	D263L	26.30	70	D263L-SLV
D165L	16.50	44	D165L-SLV	D265L	26.50	71	D265L-SLV
D169L	16.90	45	D169L-SLV	D270L	27.00	72	D270L-SLV
D173L	17.30	46	D173L-SLV	D275L	27.50	73	D275L-SLV
D176L	17.60	47	D176L-SLV	D277L	27.70	74	D277L-SLV
D177L	17.70	47	D177L-SLV	D280L	28.00	75	D280L-SLV
D180L	18.00	48	D180L-SLV	D285L	28.50	76	D285L-SLV
D185L	18.50	49	D185L-SLV	D293L	29.30	78	D293L-SLV
D187L	18.70	50	D187L-SLV	D296L	29.60	79	D296L-SLV
D191L	19.10	51	D191L-SLV	D300L	30.00	80	D300L-SLV
D195L	19.50	52	D195L-SLV	D304L	30.40	81	D304L-SLV
D200L	20.00	53	D200L-SLV	D311L	31.10	83	D311L-SLV
D202L	20.20	54	D202L-SLV	D315L	31.50	84	D315L-SLV
D203L	20.30	54	D203L-SLV	D320L	32.00	85	D320L-SLV
D206L	20.60	55	D206L-SLV	D322L	32.20	86	D322L-SLV
D210L	21.00	56	D210L-SLV	D326L	32.60	87	D326L-SLV
D214L	21.40	57	D214L-SLV	D328L	32.80	87	D328L-SLV
D217L	21.70	58	D217L-SLV	D330L	33.00	88	D330L-SLV
D220L	22.00	59	D220L-SLV	D334L	33.40	89	D334L-SLV
D225L	22.50	60	D225L-SLV	D337L	33.70	90	D337L-SLV



Dual Dura-Premium Torque




* Timing belt numbers are the base and width ex. **D100L050**

* Length is O.C. in Inches

* Standard Widths Include:

050=1/2, 075=3/4, 100=1

D341L	34.10	91	D341L-SLV	D465L	46.50	124	D465L-SLV
D345L	34.50	92	D345L-SLV	D480L	48.00	128	D480L-SLV
D352L	35.20	94	D352L-SLV	D490L	49.00	131	D490L-SLV
D356L	35.60	95	D356L-SLV	D495L	49.50	132	D495L-SLV
D360L	36.00	96	D360L-SLV	D500L	50.00	133	D500L-SLV
D367L	36.70	98	D367L-SLV	D510L	51.00	136	D510L-SLV
D371L	37.10	99	D371L-SLV	D525L	52.50	140	D525L-SLV
D375L	37.50	100	D375L-SLV	D530L	53.00	141	D530L-SLV
D382L	38.20	102	D382L-SLV	D540L	54.00	144	D540L-SLV
D387L	38.70	103	D387L-SLV	D548L	54.80	146	D548L-SLV
D390L	39.00	104	D390L-SLV	D550L	55.00	147	D550L-SLV
D394L	39.40	105	D394L-SLV	D555L	55.50	148	D555L-SLV
D397L	39.70	106	D397L-SLV	D560L	56.00	149	D560L-SLV
D398L	39.80	106	D398L-SLV	D564L	56.40	150	D564L-SLV
D400L	40.00	107	D400L-SLV	D570L	57.00	152	D570L-SLV
D405L	40.50	108	D405L-SLV	D574L	57.40	153	D574L-SLV
D408L	40.80	109	D408L-SLV	D581L	58.10	155	D581L-SLV
D410L	41.00	109	D410L-SLV	D585L	58.50	156	D585L-SLV
D412L	41.20	110	D412L-SLV	D595L	59.50	159	D595L-SLV
D420L	42.00	112	D420L-SLV	D600L	60.00	160	D600L-SLV
D422L	42.20	113	D422L-SLV	D615L	61.50	164	D615L-SLV
D425L	42.50	113	D425L-SLV	D619L	61.90	165	D619L-SLV
D427L	42.70	114	D427L-SLV	D630L	63.00	168	D630L-SLV
D430L	43.00	115	D430L-SLV	D634L	63.40	169	D634L-SLV
D435L	43.50	116	D435L-SLV	D635L	63.50	169	D635L-SLV
D439L	43.90	117	D439L-SLV	D640L	64.00	171	D640L-SLV
D442L	44.20	118	D442L-SLV	D653L	65.30	174	D653L-SLV
D446L	44.60	119	D446L-SLV	D655L	65.50	175	D655L-SLV
D450L	45.00	120	D450L-SLV	D660L	66.00	176	D660L-SLV
D453L	45.30	121	D453L-SLV	D675L	67.50	180	D675L-SLV
D454L	45.40	121	D454L-SLV	D680L	68.00	181	D680L-SLV
D461L	46.10	123	D461L-SLV	D694L	69.40	185	D694L-SLV



Dual Dura-Premium Torque



* Timing belt numbers are the base and width ex. **D200H100**

* Length is O.C. in Inches


* Standard Widths Include:

075=3/4, 100=1, 150=1 1/2, 200=2, 300=3

D695L	69.50	185	D695L-SLV	D110H	11.00	22	D110H-SLV
D697L	69.70	186	D697L-SLV	D145H	14.50	29	D145H-SLV
D712L	71.20	190	D712L-SLV	D160H	16.00	32	D160H-SLV
D720L	72.00	192	D720L-SLV	D165H	16.50	33	D165H-SLV
D725L	72.50	193	D725L-SLV	D170H	17.00	34	D170H-SLV
D728L	72.80	194	D728L-SLV	D180H	18.00	36	D180H-SLV
D731L	73.10	195	D731L-SLV	D185H	18.50	37	D185H-SLV
D739L	73.90	197	D739L-SLV	D200H	20.00	40	D200H-SLV
D750L	75.00	200	D750L-SLV	D205H	20.50	41	D205H-SLV
D765L	76.50	204	D765L-SLV	D210H	21.00	42	D210H-SLV
D767L	76.70	205	D767L-SLV	D215H	21.50	43	D215H-SLV
D770L	77.00	205	D770L-SLV	D220H	22.00	44	D220H-SLV
D780L	78.00	208	D780L-SLV	D225H	22.50	45	D225H-SLV
D788L	78.80	210	D788L-SLV	D230H	23.00	46	D230H-SLV
D791L	79.10	211	D791L-SLV	D235H	23.50	47	D235H-SLV
D795L	79.50	212	D795L-SLV	D240H	24.00	48	D240H-SLV
D815L	81.50	217	D815L-SLV	D245H	24.50	49	D245H-SLV
D817L	81.70	218	D817L-SLV	D250H	25.00	50	D250H-SLV
D825L	82.50	220	D825L-SLV	D255H	25.50	51	D255H-SLV
D863L	86.30	230	D863L-SLV	D260H	26.00	52	D260H-SLV
D881L	88.10	235	D881L-SLV	D270H	27.00	54	D270H-SLV
D890L	89.00	237	D890L-SLV	D280H	28.00	56	D280H-SLV
D915L	91.50	244	D915L-SLV	D285H	28.50	57	D285H-SLV
D934L	93.40	249	D934L-SLV	D290H	29.00	58	D290H-SLV
D982L	98.20	262	D982L-SLV	D295H	29.50	59	D295H-SLV
D994L	99.40	265	D994L-SLV	D300H	30.00	60	D300H-SLV
D1028L	102.80	274	D1028L-SLV	D305H	30.50	61	D305H-SLV
D1043L	104.30	278	D1043L-SLV	D310H	31.00	62	D310H-SLV
D1148L	114.80	306	D1148L-SLV	D315H	31.50	63	D315H-SLV
D1192L	119.20	318	D1192L-SLV	D320H	32.00	64	D320H-SLV
D1406L	140.60	375	D1406L-SLV	D325H	32.50	65	D325H-SLV
D1418L	141.80	378	D1418L-SLV	D330H	33.00	66	D330H-SLV



Dual Dura-Premium Torque




* Timing belt numbers are the base and width ex. **D200H100**

* Length is O.C. in Inches

* Standard Widths Include:

075=3/4, 100=1, 150=1 1/2, 200=2, 300=3

D335H	33.50	67	D335H-SLV	D500H	50.00	100	D500H-SLV
D340H	34.00	68	D340H-SLV	D510H	51.00	102	D510H-SLV
D345H	34.50	69	D345H-SLV	D515H	51.50	103	D515H-SLV
D350H	35.00	70	D350H-SLV	D520H	52.00	104	D520H-SLV
D355H	35.50	71	D355H-SLV	D525H	52.50	105	D525H-SLV
D360H	36.00	72	D360H-SLV	D530H	53.00	106	D530H-SLV
D365H	36.50	73	D365H-SLV	D535H	53.50	107	D535H-SLV
D370H	37.00	74	D370H-SLV	D540H	54.00	108	D540H-SLV
D375H	37.50	75	D375H-SLV	D545H	54.50	109	D545H-SLV
D380H	38.00	76	D380H-SLV	D550H	55.00	110	D550H-SLV
D385H	38.50	77	D385H-SLV	D560H	56.00	112	D560H-SLV
D390H	39.00	78	D390H-SLV	D565H	56.50	113	D565H-SLV
D395H	39.50	79	D395H-SLV	D570H	57.00	114	D570H-SLV
D400H	40.00	80	D400H-SLV	D580H	58.00	116	D580H-SLV
D405H	40.50	81	D405H-SLV	D585H	58.50	117	D585H-SLV
D410H	41.00	82	D410H-SLV	D590H	59.00	118	D590H-SLV
D415H	41.50	83	D415H-SLV	D600H	60.00	120	D600H-SLV
D420H	42.00	84	D420H-SLV	D605H	60.50	121	D605H-SLV
D425H	42.50	85	D425H-SLV	D610H	61.00	122	D610H-SLV
D430H	43.00	86	D430H-SLV	D615H	61.50	123	D615H-SLV
D435H	43.50	87	D435H-SLV	D625H	62.50	125	D625H-SLV
D440H	44.00	88	D440H-SLV	D630H	63.00	126	D630H-SLV
D445H	44.50	89	D445H-SLV	D640H	64.00	128	D640H-SLV
D450H	45.00	90	D450H-SLV	D645H	64.50	129	D645H-SLV
D455H	45.50	91	D455H-SLV	D650H	65.00	130	D650H-SLV
D460H	46.00	92	D460H-SLV	D660H	66.00	132	D660H-SLV
D465H	46.50	93	D465H-SLV	D670H	67.00	134	D670H-SLV
D470H	47.00	94	D470H-SLV	D680H	68.00	136	D680H-SLV
D480H	48.00	96	D480H-SLV	D690H	69.00	138	D690H-SLV
D485H	48.50	97	D485H-SLV	D700H	70.00	140	D700H-SLV
D490H	49.00	98	D490H-SLV	D710H	71.00	142	D710H-SLV
D495H	49.50	99	D495H-SLV	D720H	72.00	144	D720H-SLV



Dual Dura-Premium Torque



* Timing belt numbers are the base and width ex. **D200H100**

* Length is O.C. in Inches


* Standard Widths Include:

075=3/4, 100=1, 150=1 1/2, 200=2, 300=3

D725H	72.50	145	D725H-SLV	D1040H	104.00	208	D1040H-SLV
D730H	73.00	146	D730H-SLV	D1050H	105.00	210	D1050H-SLV
D740H	74.00	148	D740H-SLV	D1060H	106.00	212	D1060H-SLV
D750H	75.00	150	D750H-SLV	D1070H	107.00	214	D1070H-SLV
D760H	76.00	152	D760H-SLV	D1080H	108.00	216	D1080H-SLV
D770H	77.00	154	D770H-SLV	D1085H	108.50	217	D1085H-SLV
D775H	77.50	155	D775H-SLV	D1100H	110.00	220	D1100H-SLV
D780H	78.00	156	D780H-SLV	D1120H	112.00	224	D1120H-SLV
D785H	78.50	157	D785H-SLV	D1130H	113.00	226	D1130H-SLV
D790H	79.00	158	D790H-SLV	D1135H	113.50	227	D1135H-SLV
D800H	80.00	160	D800H-SLV	D1140H	114.00	228	D1140H-SLV
D810H	81.00	162	D810H-SLV	D1150H	115.00	230	D1150H-SLV
D820H	82.00	164	D820H-SLV	D1155H	115.50	231	D1155H-SLV
D830H	83.00	166	D830H-SLV	D1160H	116.00	232	D1160H-SLV
D840H	84.00	168	D840H-SLV	D1175H	117.50	235	D1175H-SLV
D850H	85.00	170	D850H-SLV	D1180H	118.00	236	D1180H-SLV
D860H	86.00	172	D860H-SLV	D1185H	118.50	237	D1185H-SLV
D870H	87.00	174	D870H-SLV	D1200H	120.00	240	D1200H-SLV
D880H	88.00	176	D880H-SLV	D1210H	121.00	242	D1210H-SLV
D885H	88.50	177	D885H-SLV	D1240H	124.00	248	D1240H-SLV
D890H	89.00	178	D890H-SLV	D1250H	125.00	250	D1250H-SLV
D900H	90.00	180	D900H-SLV	D1260H	126.00	252	D1260H-SLV
D910H	91.00	182	D910H-SLV	D1270H	127.00	254	D1270H-SLV
D920H	92.00	184	D920H-SLV	D1280H	128.00	256	D1280H-SLV
D930H	93.00	186	D930H-SLV	D1285H	128.50	257	D1285H-SLV
D950H	95.00	190	D950H-SLV	D1300H	130.00	260	D1300H-SLV
D960H	96.00	192	D960H-SLV	D1325H	132.50	265	D1325H-SLV
D980H	98.00	196	D980H-SLV	D1335H	133.50	267	D1335H-SLV
D985H	98.50	197	D985H-SLV	D1345H	134.50	269	D1345H-SLV
D1000H	100.00	200	D1000H-SLV	D1350H	135.00	270	D1350H-SLV
D1020H	102.00	204	D1020H-SLV	D1360H	136.00	272	D1360H-SLV
D1035H	103.50	207	D1035H-SLV	D1380H	138.00	276	D1380H-SLV



Dual Dura-Premium Torque



* Timing belt numbers are the base and width ex. **D586XH200**

* Length is O.C. in Inches

* Standard Widths Include:

200=2, 300=3, 400=4

D473XH	47.30	54	D473XH-SLV	D700XXH	70.00	56	D700XXH-SLV
D507XH	50.70	58	D507XH-SLV	D800XXH	80.00	64	D800XXH-SLV
D534XH	53.40	61	D534XH-SLV	D900XXH	90.00	72	D900XXH-SLV
D560XH	56.00	64	D560XH-SLV	D1000XXH	100.00	80	D1000XXH-SLV
D570XH	57.00	65	D570XH-SLV	D1200XXH	120.00	96	D1200XXH-SLV
D580XH	58.00	66	D580XH-SLV	D1400XXH	140.00	112	D1400XXH-SLV
D586XH	58.60	67	D586XH-SLV	D1463XXH	146.30	117	D1463XXH-SLV
D604XH	60.40	69	D604XH-SLV	D1600XXH	160.00	128	D1600XXH-SLV
D610XH	61.00	70	D610XH-SLV				
D630XH	63.00	72	D630XH-SLV				
D648XH	64.80	74	D648XH-SLV				
D700XH	70.00	80	D700XH-SLV				
D735XH	73.50	84	D735XH-SLV				
D752XH	75.20	86	D752XH-SLV				
D770XH	77.00	88	D770XH-SLV				
D800XH	80.00	91	D800XH-SLV				
D840XH	84.00	96	D840XH-SLV				
D901XH	90.10	103	D901XH-SLV				
D980XH	98.00	112	D980XH-SLV				
D1000XH	100.00	114	D1000XH-SLV				
D1120XH	112.00	128	D1120XH-SLV				
D1260XH	126.00	144	D1260XH-SLV				
D1400XH	140.00	160	D1400XH-SLV				
D1540XH	154.00	176	D1540XH-SLV				



D&D DUAL DURA-PREMIUM TORQUE ULTIMATE belts meet or exceed USA RMA published ratings levels. They are manufactured to perform at identical or higher levels than all major US Manufacturer's belts of the same type. They offer a dependable, economical and hassle-free alternative to chain drives.

DUAL DURA-PREMIUM TORQUE ULTIMATE synchronous belts feature a classic dual sided trapezoidal tooth profile. Double sided timing belts offer power transmission from both sides, and are often used in reversing and serpentine applications. They are manufactured with a heavy duty, woven, nylon based fabric tooth covering. The backing is precisely ground for smooth uniform running. The helically wound tensile cords are engineered, twisted and chemically set stranded Kevlar material. These special Kevlar cords are designed to offer the highest breaking strength possible. They are made with a high temperature chloroprene polymer throughout the belt, and are proven through thousands of hours of customer use to be durable and dependable.

All DUAL DURA-PREMIUM TORQUE ULTIMATE timing belts are manufactured using the latest in synchronous belt technology.

* Call for availability



Open End Dura

D&D PowerDrive's long length timing belts include OPEN END DURA-SYNC TORQUE, OPEN END DURA-SURE TORQUE, OPEN END DURA-PRECISION TORQUE, OPEN END DURA-TRUE TORQUE and OPEN END DURA-PREMIUM TORQUE. These belt lines meet or exceed USA RMA published ratings levels.

They are manufactured with a heavy duty, woven, nylon based fabric tooth covering. The helically wound tensile cords are engineered, twisted and chemically set stranded fiberglass material. They are made with a high temperature chloroprene polymer throughout the belt, and are proven through thousands of hours of customer use to be durable and dependable. Long length belting was designed for drives requiring long spans. They are cut and spliced to fit any custom application. Splicing belts does reduce horsepower ratings.

All D&D long length synchronous belts are manufactured using the latest in synchronous belt technology.





Open End Dura



* Long Length numbers are the base and length

LL3M06	584.00	TBD	LL3M06-584FT				
LL3M09	400.00	TBD	LL3M09-400FT	LLS3M10	333.00	TBD	LLS3M10-333FT
LL3M15	240.00	TBD	LL3M15-240FT				
				LLS5M15	366.00	TBD	LLS5M15-366FT
LL5M09	498.00	TBD	LL5M09-498FT				
LL5M09	516.00	TBD	LL5M09-516FT	LLS8M25	183.00	TBD	LLS8M25-183FT
LL5M11	416.00	TBD	LL5M11-416FT				
LL5M15	300.00	TBD	LL5M15-300FT				
LL5M25	216.00	TBD	LL5M25-216FT	LLP8M30	164.00	TBD	LLP8M30-164FT
LL5M50	82.00	TBD	LL5M50-82FT				
				LLT2.5-16	210.00	TBD	LLT2.5-16-210FT
LL8M10	526.00	TBD	LL8M10-526FT				
LL8M12	426.00	TBD	LL8M12-426FT	LLT5-6.5	780.00	TBD	LLT5-6.5-780FT
LL8M12.5	410.00	TBD	LL8M12.5-410FT	LLT5-10	508.00	TBD	LLT5-10-508FT
LL8M15	350.00	TBD	LL8M15-350FT	LLT5-17.5	288.00	TBD	LLT5-17.5-288FT
LL8M20	266.00	TBD	LL8M20-266FT				
LL8M25	203.00	TBD	LL8M25-203FT				
LL8M30	166.00	TBD	LL8M30-166FT				
LL8M40	121.00	TBD	LL8M40-121FT	LL025MXL	300.00	TBD	LL025MXL-300FT
LL8M50	98.00	TBD	LL8M50-98FT	LL037MXL	200.00	TBD	LL037MXL-200FT
				LL050MXL	146.00	TBD	LL050MXL-146FT
LL14M40	120.00	TBD	LL14M40-120FT				
LL14M55	86.00	TBD	LL14M55-86FT	LL025XL	450.00	TBD	LL025XL-450FT
				LL031XL	344.00	TBD	LL031XL-344FT
				LL037XL	300.00	TBD	LL037XL-300FT
				LL050XL	216.00	TBD	LL050XL-216FT



Open End Dura



* Long Length numbers are the base and length

LL075XL	141.00	TBD	LL075XL-141FT
LL037L	366.00	TBD	LL037L-366FT
LL050L	283.00	TBD	LL050L-283FT
LL075L	183.00	TBD	LL075L-183FT
LL100L	133.00	TBD	LL100L-133FT
LL125L	104.00	TBD	LL125L-104FT
LL037H	533.00	TBD	LL037H-533FT
LL050H	400.00	TBD	LL050H-400FT
LL075H	266.00	TBD	LL075H-266FT
LL100H	200.00	TBD	LL100H-200FT
LL150H	118.00	TBD	LL150H-118FT
LL150H	133.00	TBD	LL150H-133FT
LL175H	104.00	TBD	LL175H-104FT
LL200H	91.00	TBD	LL200H-91FT
LL075XH	230.00	TBD	LL075XH-230FT
LL100XH	154.00	TBD	LL100XH-154FT



Symptom	Probable Cause	Corrective Action
1. Delamination	<ul style="list-style-type: none"> (1) Excessive shockload. (2) Less than 6 teeth in mesh. (3) Extreme sprocket run-out. (4) Worn sprockets. (5) Backside idler. (6) Incorrect sprocket groove profile. (7) Misaligned drive. (8) Belt undertensioned. 	<ul style="list-style-type: none"> (1) Redesign to manufacturer's recommendations. (2) Redesign drive to manufacturer's recommendations. (3) Replace sprocket. (4) Replace sprocket. (5) Use inside idler. (6) Use proper belt/sprocket combination. (7) Realign drive. (8) Retension to manufacturer's recommendations.
2. Tracking	<ul style="list-style-type: none"> (1) Misaligned drive. (2) Center distance exceeds 8X small sprocket diameter. 	<ul style="list-style-type: none"> (1) Realign drive. (2) Redesign drive or realign existing drive.
3. Excessive Belt Edge Wear	<ul style="list-style-type: none"> (1) Misaligned belt drive. (2) Damage due to belt mishandling. (3) Flange damage. (4) Belt too wide for sprocket. (5) Rough flange surface finish. (6) Improper belt tracking. (7) Belt rubbing against guard or drive structure. 	<ul style="list-style-type: none"> (1) Realign drive. (2) Follow proper handling instructions. (3) Repair flange or replace sprocket. (4) Use proper belt width for sprocket. (5) Replace or repair flange. (6) Realign drive. (7) Remove obstruction or realign drive.
4. Excessive Tooth Wear	<ul style="list-style-type: none"> (1) Belt tension too low or too high. (2) Belt running partly off unflanged sprocket. (3) Misaligned drive. (4) Incorrect belt/sprocket match. (5) Worn, rough, or damaged sprocket. (6) Belt rubbing against drive bracketry or other obstruction. (7) Excessive load. 	<ul style="list-style-type: none"> (1) Retension to manufacturer's recommendations. (2) Realign drive. (3) Realign drive. (4) Use proper belt/sprocket combination. (5) Replace sprocket. (6) Remove obstruction or alter belt path. (7) Redesign drive to manufacturer's recommendations.
5. Tensile Break	<ul style="list-style-type: none"> (1) Crimp failure-improper belt handling and storage prior to installation. (2) Excessive shockload. (3) Sub-minimal diameter. (4) Debris or foreign object in drive. (5) Extreme sprocket run-out. (6) Too low or too high belt tension. 	<ul style="list-style-type: none"> (1) Follow proper handling and storage procedures. (2) Redesign drive to manufacturer's recommendations. (3) Redesign drive to use larger sprockets. (4) Protect drive. (5) Replace sprockets. (6) Retension to manufacturer's recommendations.
6. Tooth Shear	<ul style="list-style-type: none"> (1) Excessive shockload. (2) Less than 6 teeth in mesh. (3) Extreme sprocket run-out. (4) Worn sprockets. (5) Backside idler. (6) Incorrect sprocket groove profile. (7) Misaligned drive. (8) Belt undertensioned. 	<ul style="list-style-type: none"> (1) Redesign drive to manufacturer's recommendations. (2) Redesign drive to manufacturer's recommendations. (3) Replace sprocket. (4) Replace sprocket. (5) Use inside idler. (6) Use proper belt/sprocket combination. (7) Realign drive. (8) Retension to manufacturer's recommendations.
7. Land Area Worn	<ul style="list-style-type: none"> (1) Excessive tension. (2) Excessive sprocket wear. (3) Debris in sprockets. 	<ul style="list-style-type: none"> (1) Retension to manufacturer's recommendations. (2) Replace sprocket. (3) Eliminate and guard against debris.
8. Unusually Loud Drive	<ul style="list-style-type: none"> (1) Incorrect belt/sprocket match. (2) Incorrect tension. (3) Worn sprockets. (4) Debris in sprockets. 	<ul style="list-style-type: none"> (1) Use proper belt/sprocket match. (2) Retension to manufacturer's recommendations. (3) Replace sprockets. (4) Eliminate and guard against debris.



RELIABILITY IN EVERY REVOLUTION

D&D POWER*
D&D POWER*



POWER* DRIVE
POWER* DRIVE

www.ddglobal.com

©2025 D&D Global, Inc. All Rights Reserved.
The material in this catalog is proprietary information of
D&D Global, Inc. and cannot be reproduced or used without consent.